



US00D889313S

(12) **United States Design Patent** (10) **Patent No.:** **US D889,313 S**  
**Wessel et al.** (45) **Date of Patent:** **\*\* Jul. 7, 2020**

- (54) **INCENSE BURNER**
- (71) Applicant: **TENNEN LLC**, Phoenix, AZ (US)
- (72) Inventors: **Ethan Christopher Wessel**, Phoenix, AZ (US); **Sarah Melinda Wessel**, Phoenix, AZ (US)
- (73) Assignee: **TENNEN LLC**, Phoenix, AZ (US)
- (\*\*) Term: **15 Years**
- (21) Appl. No.: **29/632,723**
- (22) Filed: **Jan. 9, 2018**

D795,799 S *	8/2017	Grzyb .....	D13/100
D797,168 S *	9/2017	Ruan .....	D15/126
D807,226 S *	1/2018	Wessel .....	D11/131.1
D854,086 S *	7/2019	Mitchell .....	D19/83
D859,733 S *	9/2019	Sharp .....	D27/118
2004/0007115 A1 *	1/2004	Schwaner .....	B23C 5/205 83/835

**OTHER PUBLICATIONS**

Tennen Agave Incense Holder [Oct. 5, 2019] found online [Oct. 5, 2019]—<https://www.tennen.co/burners/agave-incense-holder-satin-nickel>.\*

\* cited by examiner

*Primary Examiner* — Brandon M Rosati  
*Assistant Examiner* — John A Voytek

(74) *Attorney, Agent, or Firm* — Greenberg Traurig, LLP

**Related U.S. Application Data**

- (63) Continuation of application No. 29/577,077, filed on Sep. 9, 2016, now Pat. No. Des. 807,226.
- (51) **LOC (12) Cl.** ..... **11-02**
- (52) **U.S. Cl.**  
USPC ..... **D11/131.1**
- (58) **Field of Classification Search**  
USPC ..... D11/131.1; D1/103, 127; D19/78, 103;  
D27/104, 134; D28/20; D15/139  
CPC . A24F 15/18; A61L 9/03; A61L 9/122; F21V  
33/0012; F22B 1/284  
See application file for complete search history.

**CLAIM**

We claim the ornamental design for an incense burner, as shown and described.

**DESCRIPTION**

FIG. 1 is a perspective view of an incense burner; FIG. 2 is a top view of the incense burner of FIG. 1; FIG. 3 is a side sectional view of the incense burner of FIG. 1; FIG. 4 is a bottom view of the incense burner of FIG. 1; FIG. 5 is a front view of the incense burner of FIG. 1; FIG. 6 is a rear view of the incense burner of FIG. 1; FIG. 7 is a side view of the incense burner of FIG. 1; and, FIG. 8 is a side view of the incense burner of FIG. 1 opposite to the side view of FIG. 7.

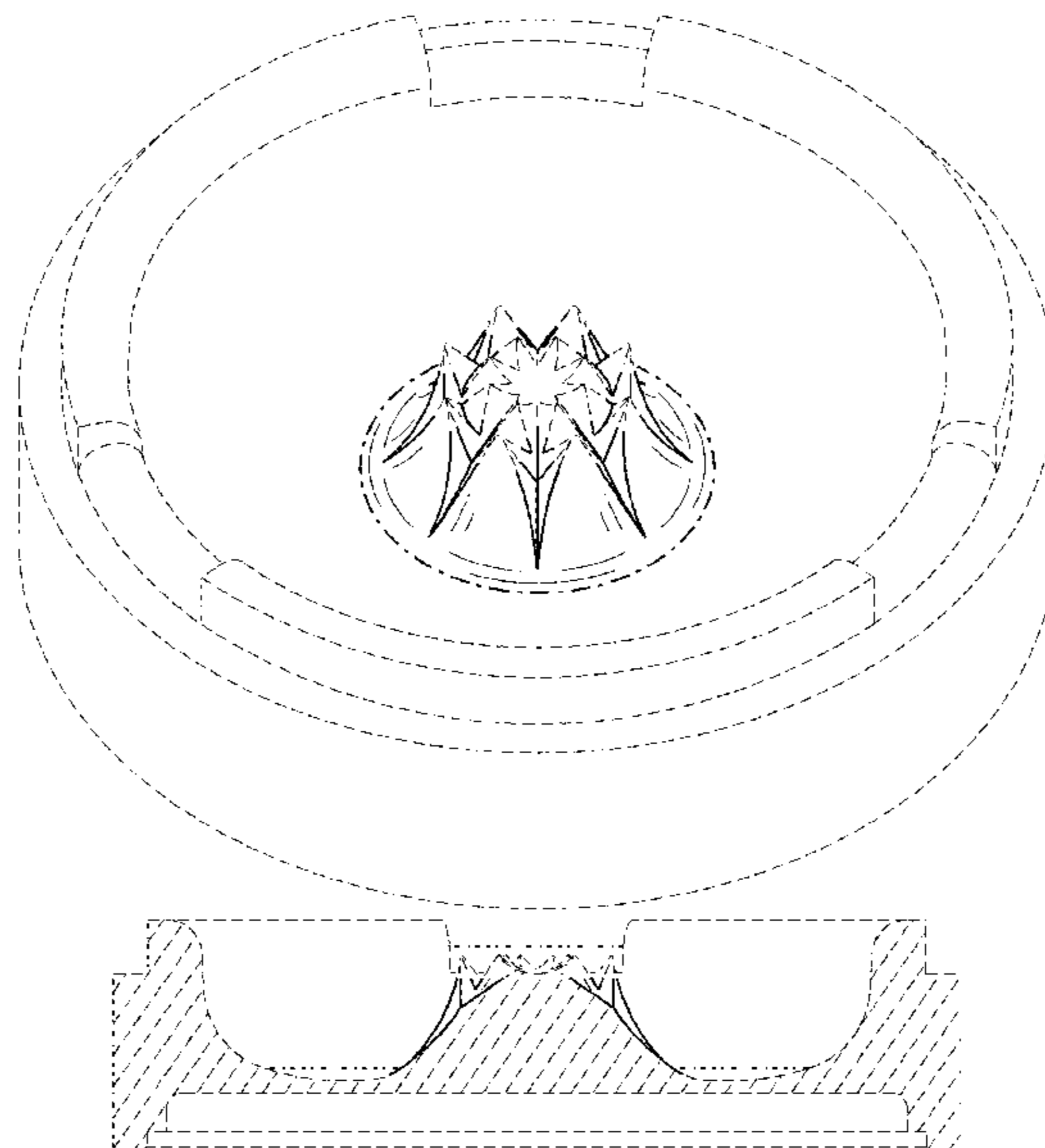
In the drawings, the broken lines depict unclaimed portions of the incense burner. The dot and dashed lines represent a boundary between the claimed and the non-claimed portions and form no part of the claimed design.

**1 Claim, 4 Drawing Sheets**

(56) **References Cited**

**U.S. PATENT DOCUMENTS**

3,432,108 A *	3/1969	Enright .....	B02C 23/00 241/46.016
D399,024 S *	9/1998	Hicaro, Jr. ....	D27/102
6,004,334 A *	12/1999	Mythen .....	A23G 3/50 606/161
D525,995 S *	8/2006	Bjork .....	D15/139
D576,071 S *	9/2008	Metcalfe .....	D11/131
D582,102 S *	12/2008	Roes .....	D30/121
D659,729 S *	5/2012	de Souza Filho .....	D15/140



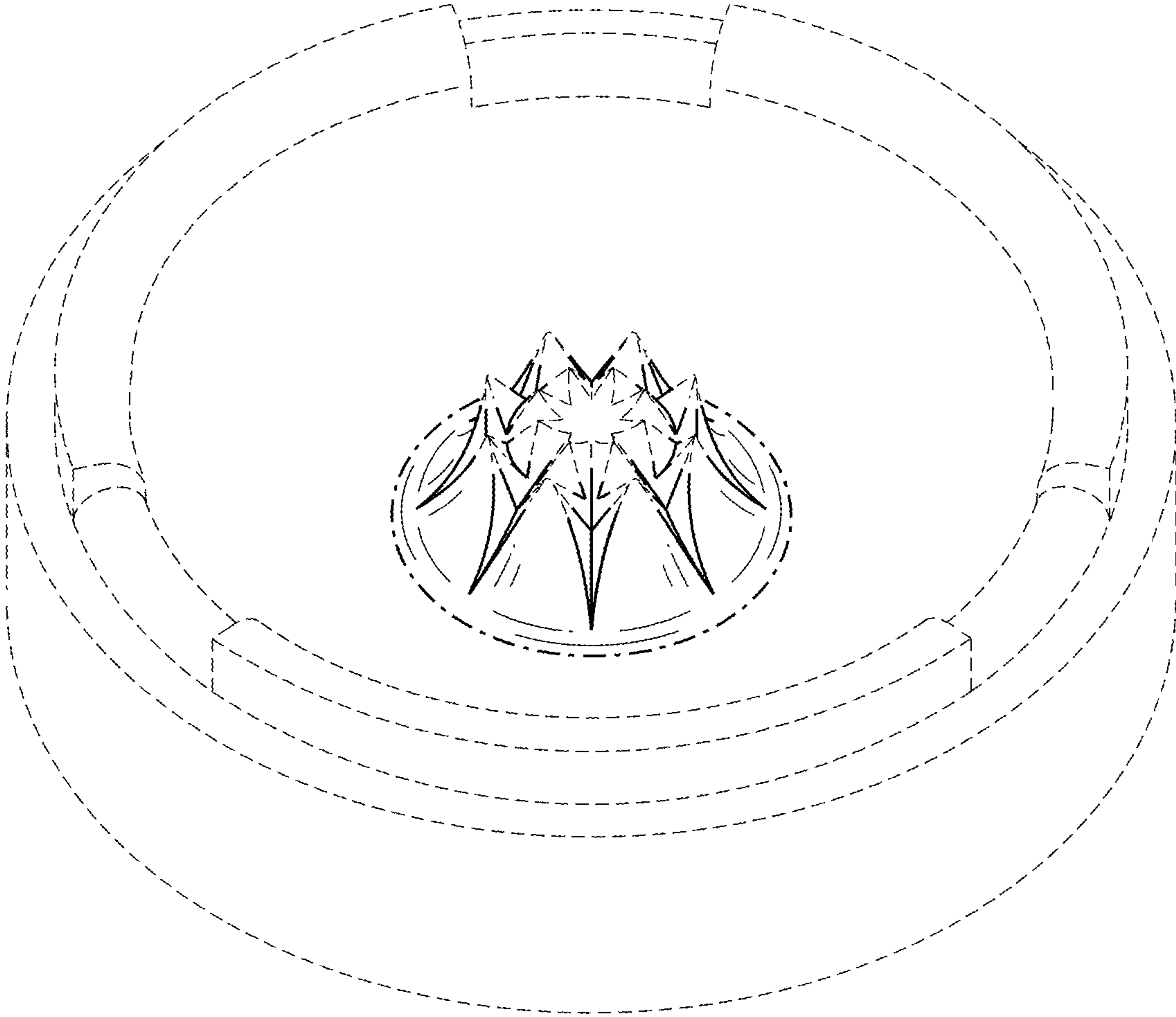


FIG. 1

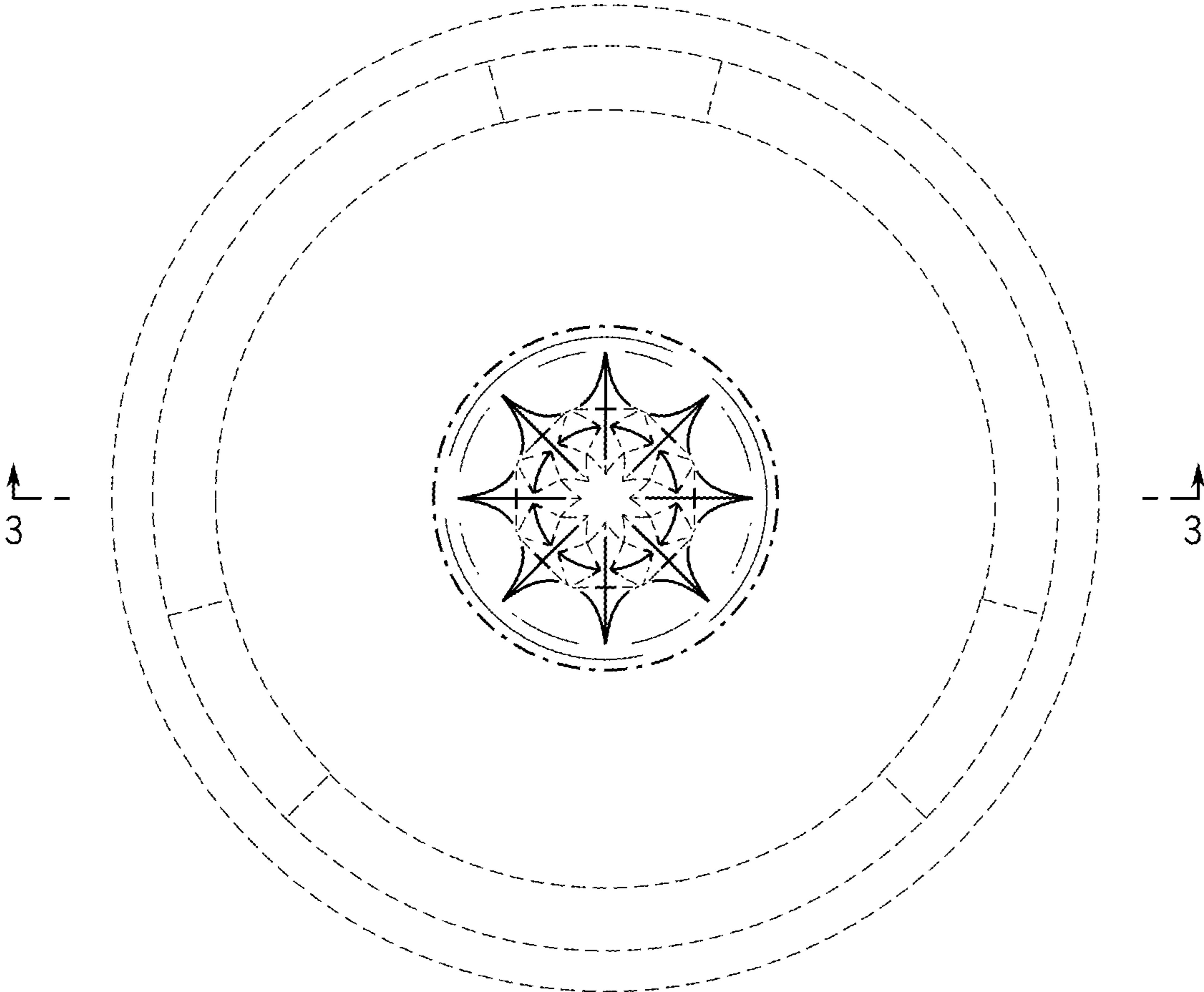


FIG. 2

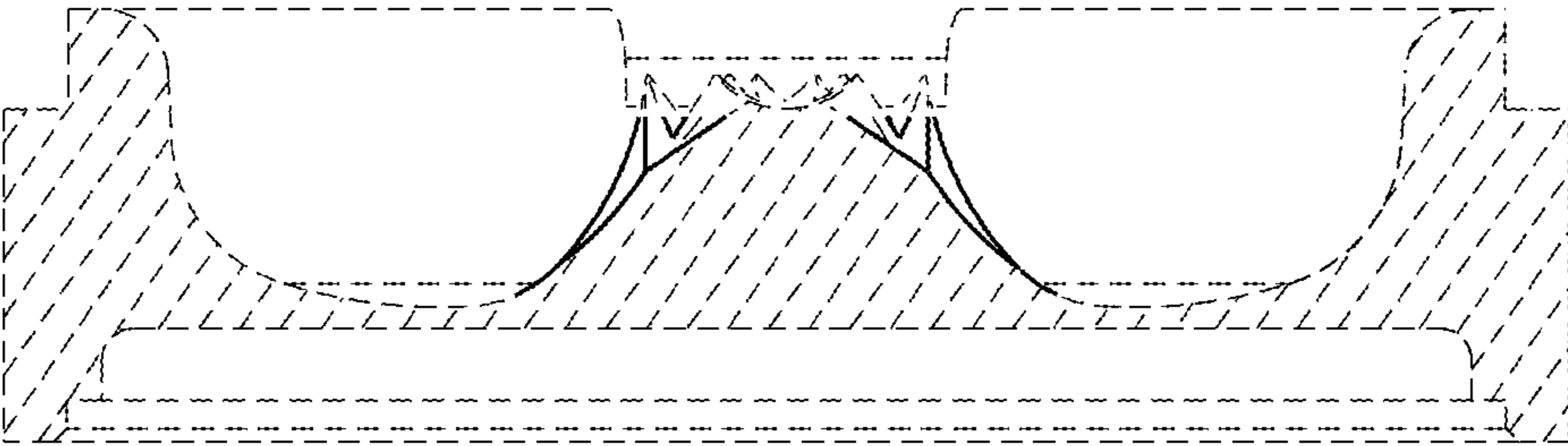


FIG. 3

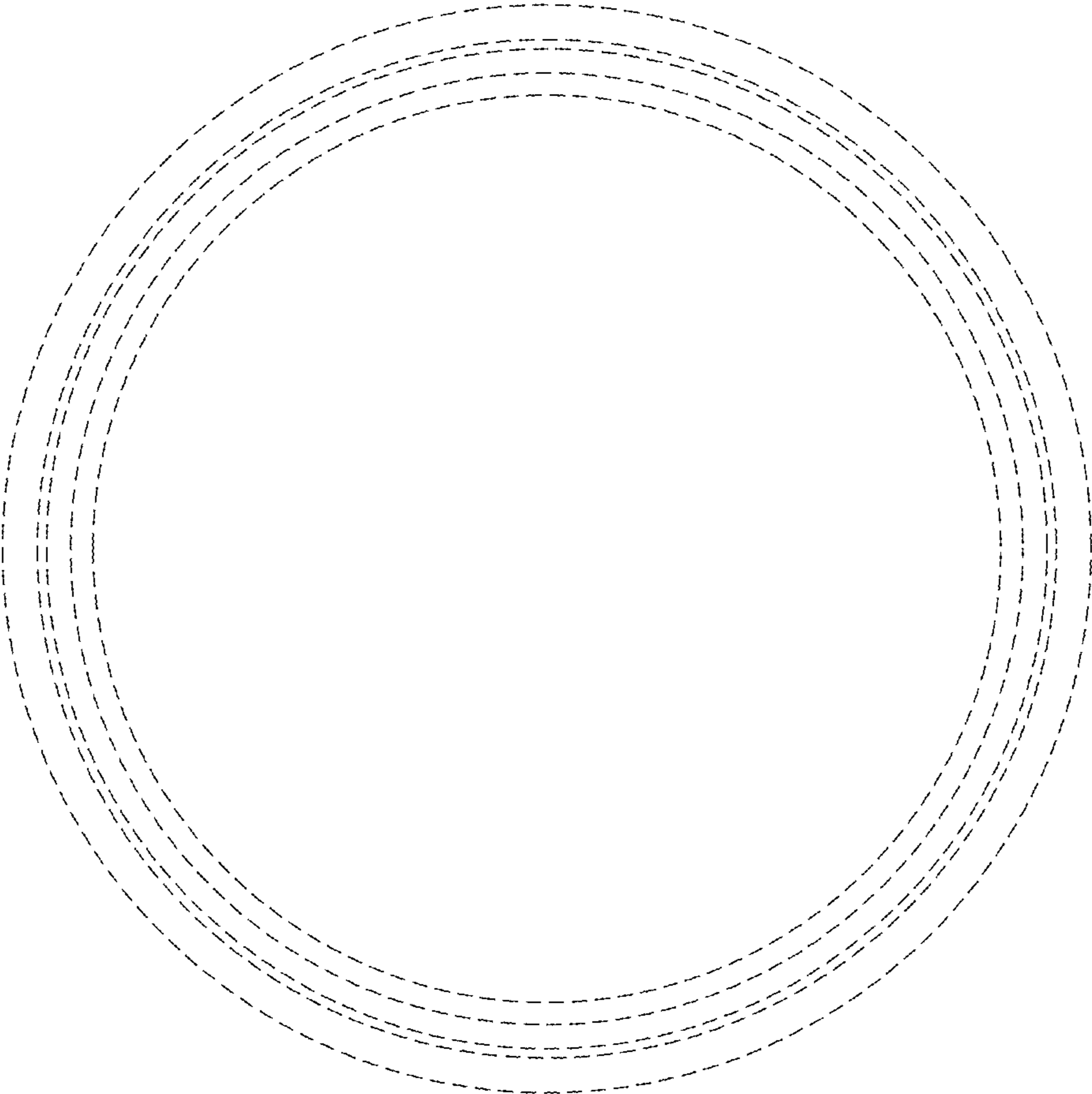


FIG. 4




FIG. 5

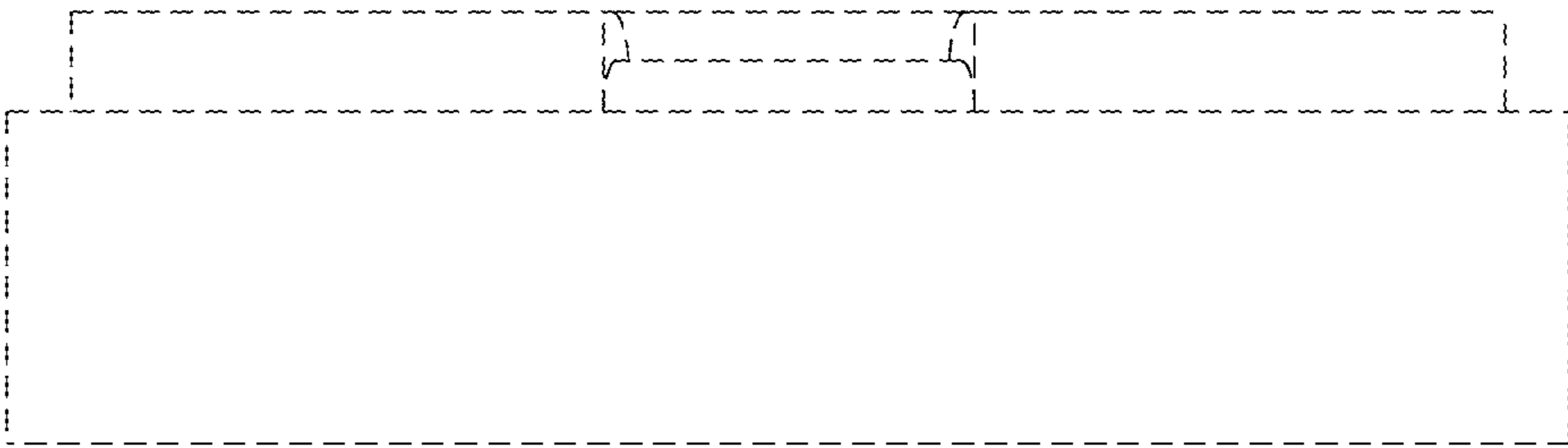


FIG. 6

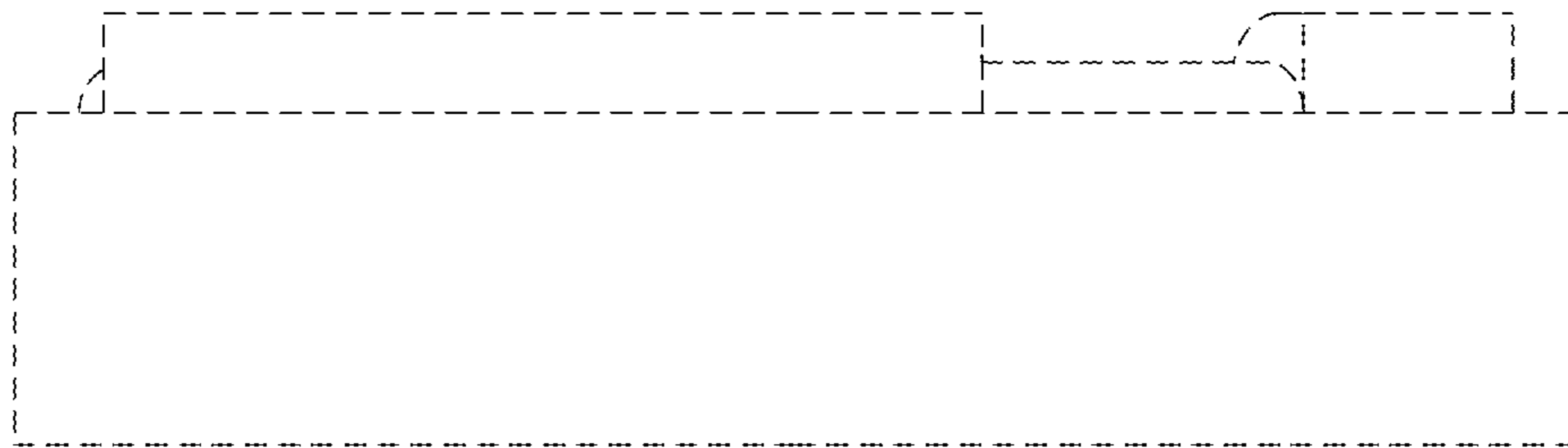


FIG. 7

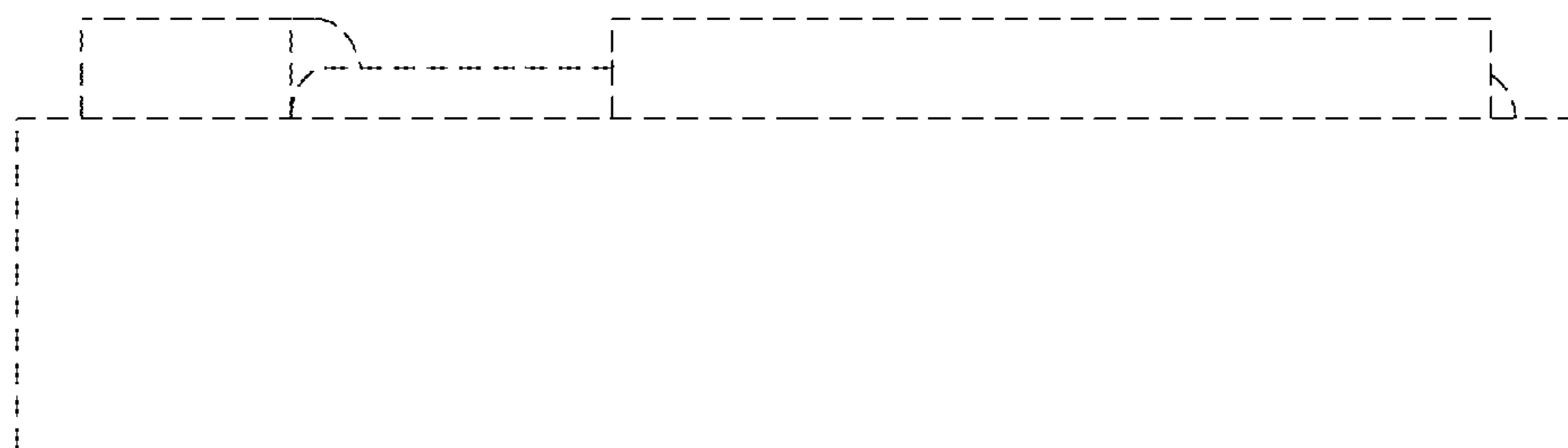


FIG. 8