

US00D889284S

(12) **United States Design Patent** (10) **Patent No.:** **US D889,284 S**
Yu (45) **Date of Patent:** **** Jul. 7, 2020**

(54) **WIRELESS CHARGING ALARM CLOCK**
(71) Applicant: **FUZHOU ESUN ELECTRONIC CO., LTD**, Fuzhou, Fujian (CN)
(72) Inventor: **Guo Yu**, Fujian (CN)
(73) Assignee: **FUZHOU ESUN ELECTRONIC CO., LTD**, Fuzhou (CN)

D676,412 S * 2/2013 Holzer D14/171
D688,230 S * 8/2013 Yoneya D14/212
D709,856 S * 7/2014 Holzer D14/171
D726,682 S * 4/2015 Kim D14/170
D731,998 S * 6/2015 Holzer D14/171
D815,057 S * 4/2018 Holzer D14/171
D817,187 S * 5/2018 Poandl D10/15
D827,606 S * 9/2018 Johnson D14/204
D859,181 S * 9/2019 Poandl D10/2
D883,275 S * 5/2020 Zhang D14/299

(**) Term: **15 Years**

* cited by examiner

(21) Appl. No.: **29/636,365**

Primary Examiner — Sandra S Snapp

(22) Filed: **Feb. 8, 2018**

(57) **CLAIM**

(51) **LOC (12) Cl.** **10-01**

The ornamental design for a wireless charging alarm clock, as shown and described.

(52) **U.S. Cl.**
USPC **D10/1**

DESCRIPTION

(58) **Field of Classification Search**
USPC D10/1–29, 40, 41, 128–130; D14/170, D14/171, 188, 194, 195, 197, 198
CPC G04B 19/00; G04B 19/04; G04B 19/34; G04B 45/0069; G04C 3/00; G04C 3/0001
See application file for complete search history.

FIG. 1 is a first perspective view of a wireless charging alarm clock showing my new design; FIG. 2 is a second perspective view thereof; FIG. 3 is a front elevational view thereof; FIG. 4 is a rear elevational view thereof; FIG. 5 is a left side view thereof; FIG. 6 is a top plan view thereof; and, FIG. 7 is a bottom plan view thereof.

(56) **References Cited**

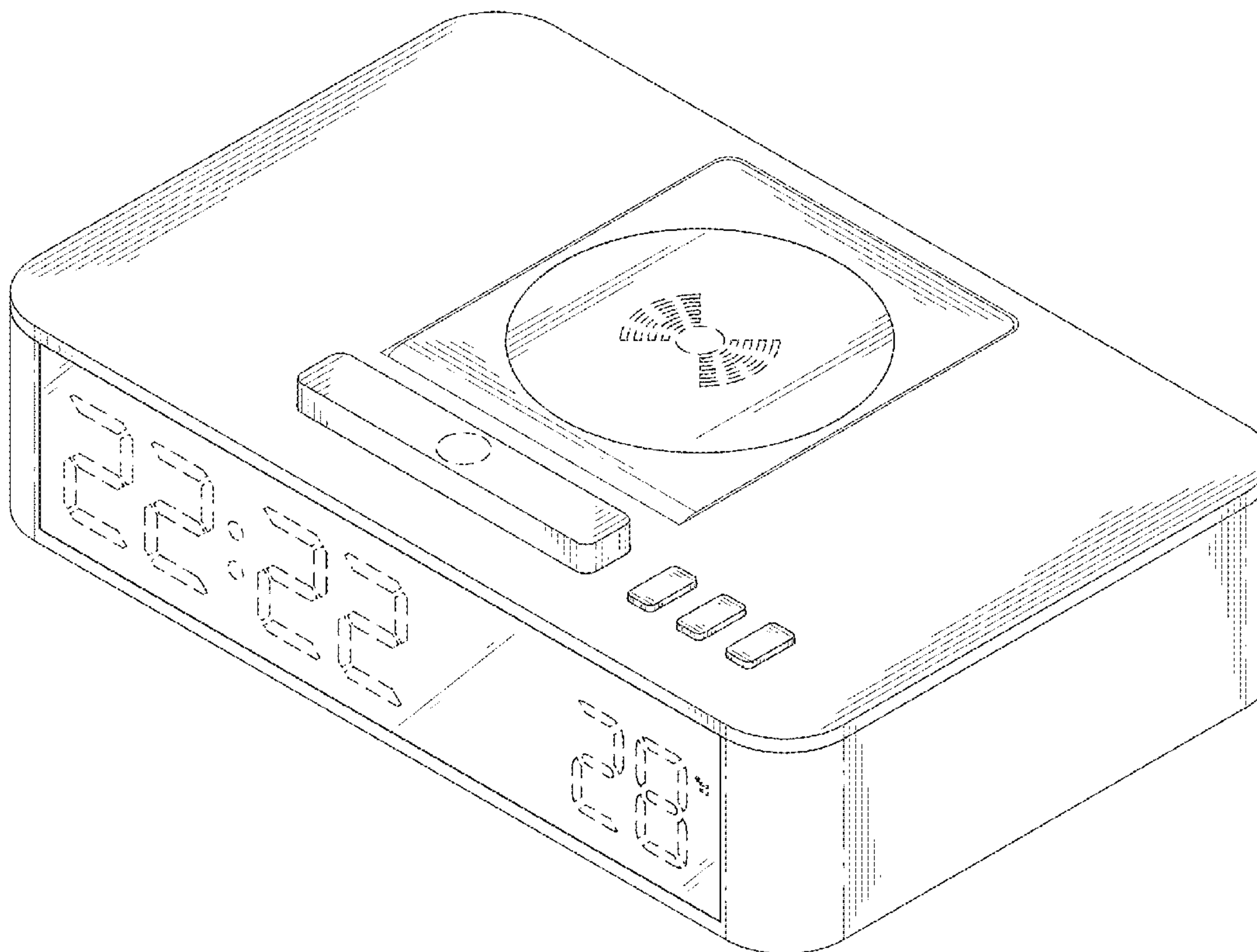
The broken lines in the drawings illustrate portions of the wireless charging alarm clock which form no part of the claimed design.

U.S. PATENT DOCUMENTS

The diagonal lines in the drawings represent reflective surfaces.

D572,702 S * 7/2008 Bart D14/171
D582,887 S * 12/2008 Poandl D14/172
D583,358 S * 12/2008 Joseph D10/2
D656,919 S * 4/2012 Skurdal D14/171
D666,577 S * 9/2012 Skurdal D14/171

1 Claim, 7 Drawing Sheets



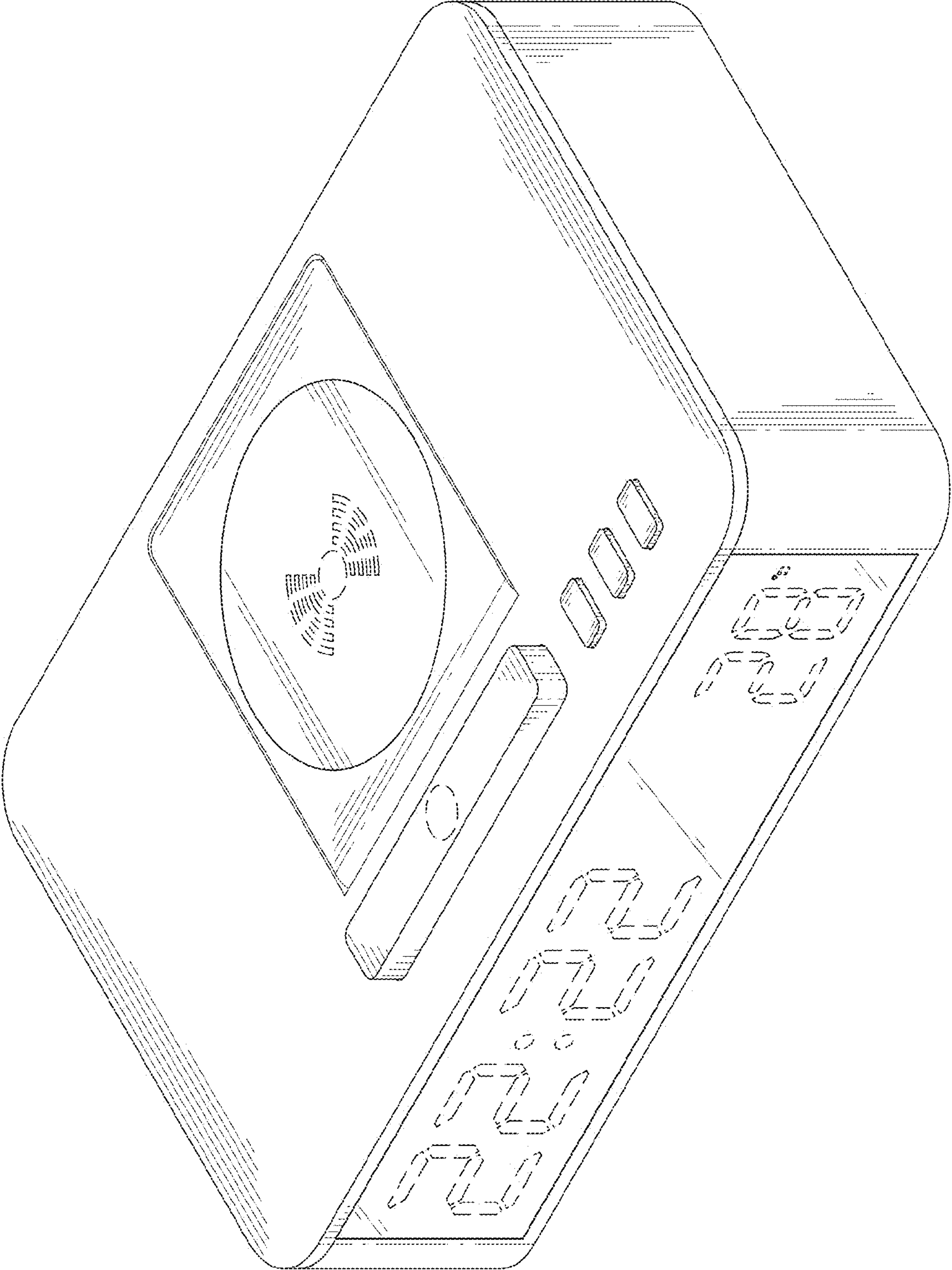


FIG. 1

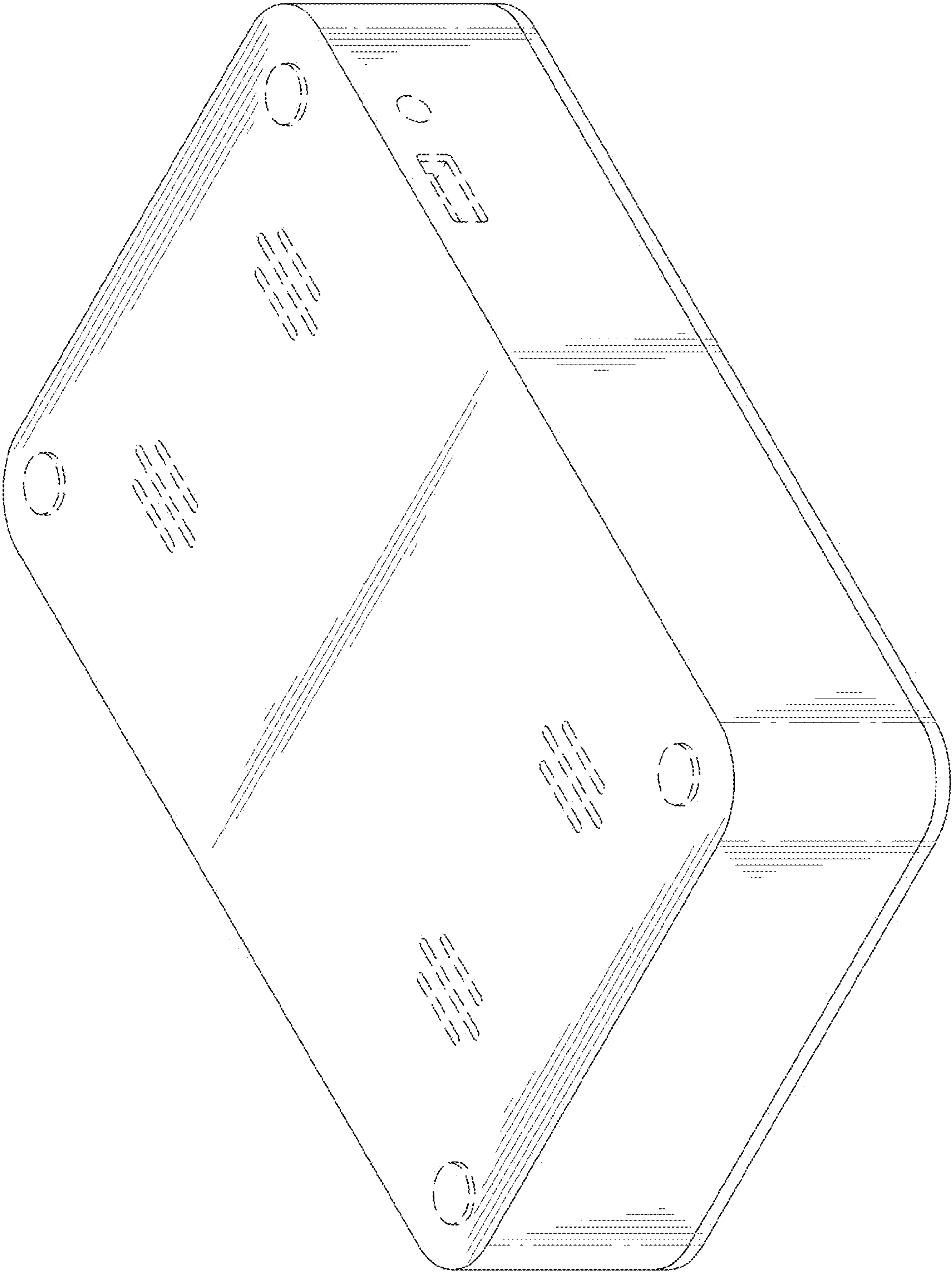


FIG. 2

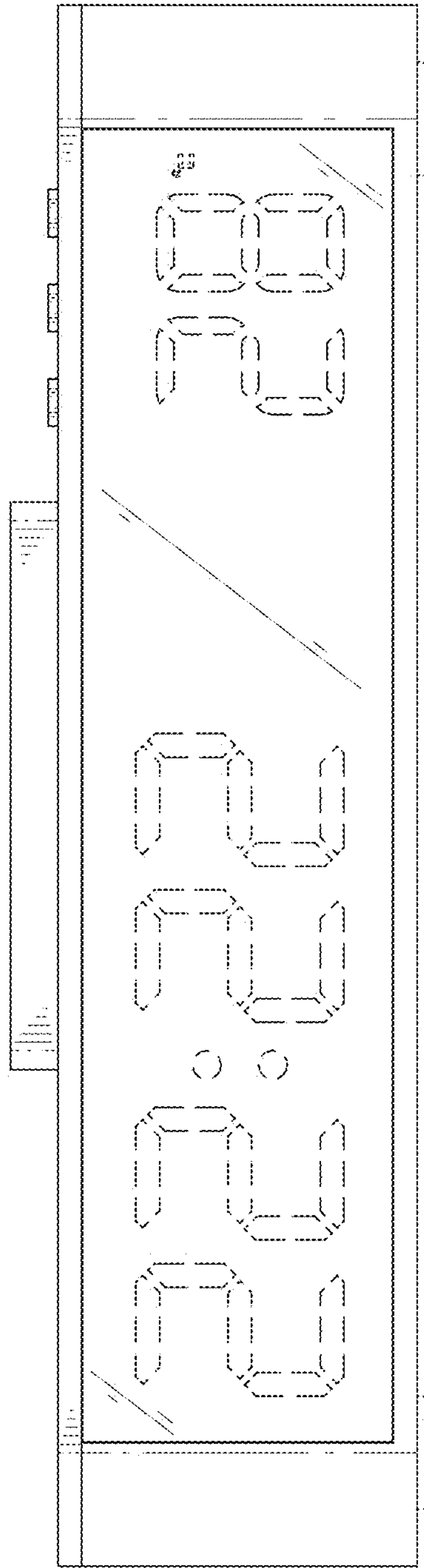


FIG. 3

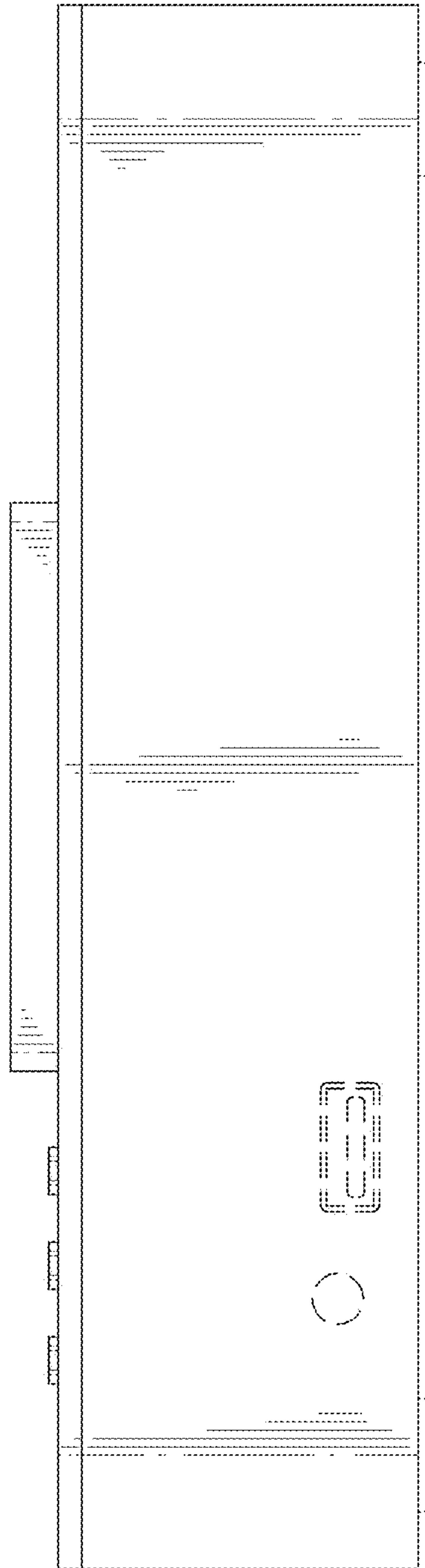


FIG. 4




FIG. 5

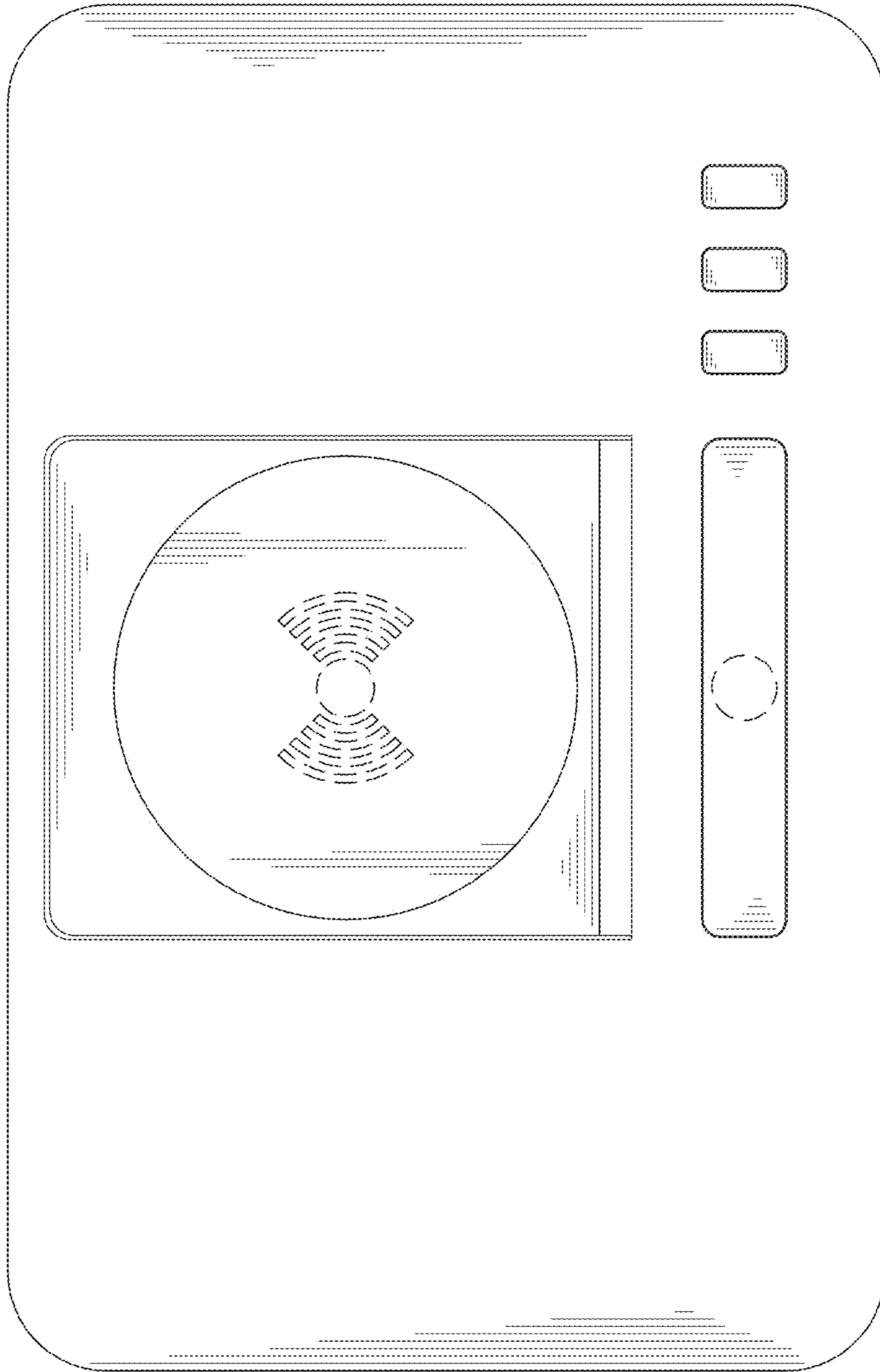


FIG. 6




FIG. 7