



US00D889272S

(12) **United States Design Patent** (10) **Patent No.:** **US D889,272 S**
Atkins (45) **Date of Patent:** **** Jul. 7, 2020**

(54) **BOTTLE**

CPC B65D 1/00; B65D 1/02; B65D 1/0223;
B65D 1/40; B65D 23/00; B65D 23/12;
B65D 23/14

(71) Applicant: **DELIVERING HAPPINESS LIMITED**, London (GB)

See application file for complete search history.

(72) Inventor: **James Atkins**, Hayes (GB)

(56) **References Cited**

(73) Assignee: **Delivering Happiness Limited**, London (GB)

U.S. PATENT DOCUMENTS

(**) Term: **15 Years**

D222,610 S *	11/1971	Plummer	D9/542
D236,801 S *	9/1975	Waring	D9/563
D241,318 S *	9/1976	Lewman	D9/563
D256,432 S *	8/1980	Beeman	D9/563
D263,373 S *	3/1982	Howard	D9/563
D268,329 S *	3/1983	Cointreau	D9/520
D323,113 S *	1/1992	Middleton	D9/563
D330,861 S *	11/1992	Lower	D9/563
D419,077 S *	1/2000	Sultan	D9/563
D469,021 S *	1/2003	Wurster	D9/549

(21) Appl. No.: **29/679,736**

(22) Filed: **Feb. 8, 2019**

(Continued)

Related U.S. Application Data

(62) Division of application No. 35/503,287, filed on May 26, 2017 (U.S. filing date under 35 U.S.C. 384), and having an international filing date of May 26, 2017, now Pat. No. Des. 845,138.

Primary Examiner — Melanie H Tung

Assistant Examiner — Bao-Yen T Nguyen

(74) *Attorney, Agent, or Firm* — Jacob M. Ward; Ward Law Office LLC

(30) **Foreign Application Priority Data**

Nov. 27, 2016	(GB)	6003563
Nov. 27, 2016	(GB)	6003565
Nov. 27, 2016	(GB)	6003571
Nov. 27, 2016	(GB)	6003573
Nov. 27, 2016	(GB)	6003575
Nov. 27, 2016	(GB)	6003577
Nov. 27, 2016	(GB)	6003579
Nov. 27, 2016	(GB)	6003581

(57) **CLAIM**

The ornamental design for a bottle, as shown and described.

(51) **LOC (12) Cl.** **09-01**

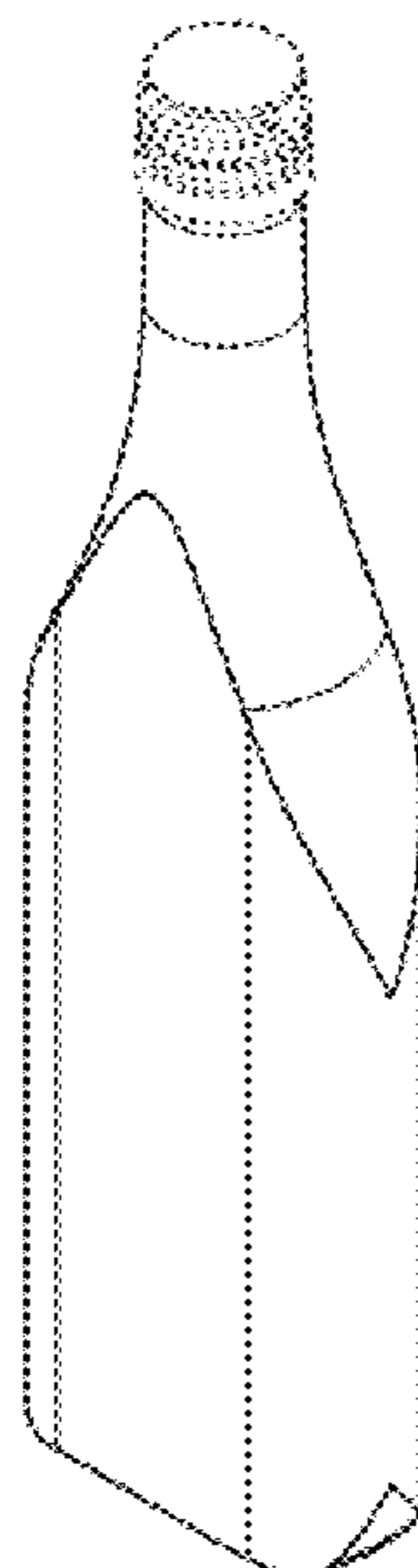
(52) **U.S. Cl.**
USPC **D9/549**

DESCRIPTION

(58) **Field of Classification Search**
USPC D9/500, 502, 503, 504, 505, 516, 544,
D9/545, 549, 551, 552, 553, 563, 571,
D9/600, 682, 688–691

FIG. 1 is a top perspective view of a bottle;
FIG. 2 is a top plan view of the bottle shown in FIG. 1;
FIG. 3 is a bottom plan view thereof;
FIG. 4 is a front elevational view thereof; and,
FIG. 5 is a left side elevational view thereof.
A rear elevational view is not shown because it is a mirror image of the front elevational view shown in FIG. 4. A right side elevational view is not shown because it is a mirror image of the left side elevational view shown in FIG. 5.
The broken lines shown in the drawings are for the purpose of illustrating portions of the bottle and form no part of the claimed design.

1 Claim, 5 Drawing Sheets



(56)

References Cited

U.S. PATENT DOCUMENTS

D476,900	S	*	7/2003	Katz	D9/545
D526,569	S	*	8/2006	Wurster	D9/563
D558,054	S	*	12/2007	Melrose	D9/549
D688,134	S	*	8/2013	O'Dowd	D9/544
D726,010	S	*	4/2015	Savkar	D9/500
D727,739	S	*	4/2015	Bartolozzi	D9/517
D740,125	S		10/2015	Kuzma et al.		
D745,406	S	*	12/2015	Lovegrove	D9/520
D756,795	S		5/2016	Maillet et al.		
D779,957	S	*	2/2017	Ouyang	D9/500
D781,712	S		3/2017	Ecabert et al.		
D784,155	S		4/2017	De Baschmakoff		
D791,604	S	*	7/2017	Veysiere	D9/545
D792,231	S		7/2017	Thompson		
D805,394	S	*	12/2017	Riboli	D9/555
D807,757	S		1/2018	Feletto		
D811,223	S		2/2018	Lauret		
D814,862	S		4/2018	Sullivan et al.		
D815,543	S		4/2018	Mazzer et al.		
D815,946	S		4/2018	Thompson et al.		
D821,148	S		6/2018	Sibbert		
D826,058	S		8/2018	Pel et al.		
D826,060	S		8/2018	Pel et al.		
D826,722	S		8/2018	Mahajan et al.		
D827,445	S		9/2018	Jack et al.		
D847,655	S	*	5/2019	Lee	D9/560
2014/0147559	A1		5/2014	Aidan		
2016/0214070	A1		7/2016	Stevenson et al.		
2017/0021992	A1		1/2017	Perrulli et al.		

* cited by examiner

FIG. 1

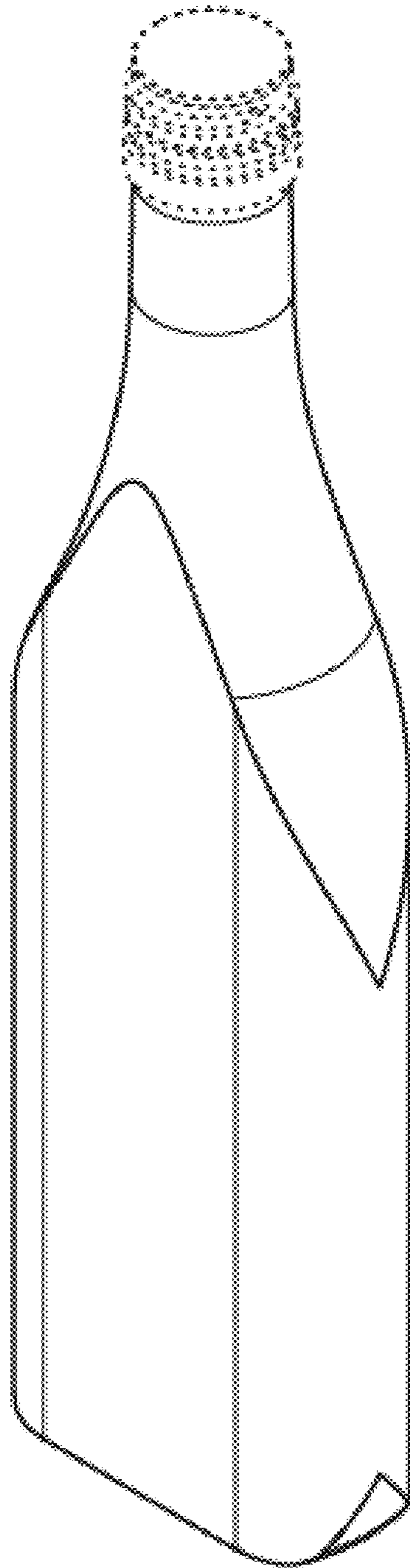


FIG. 2

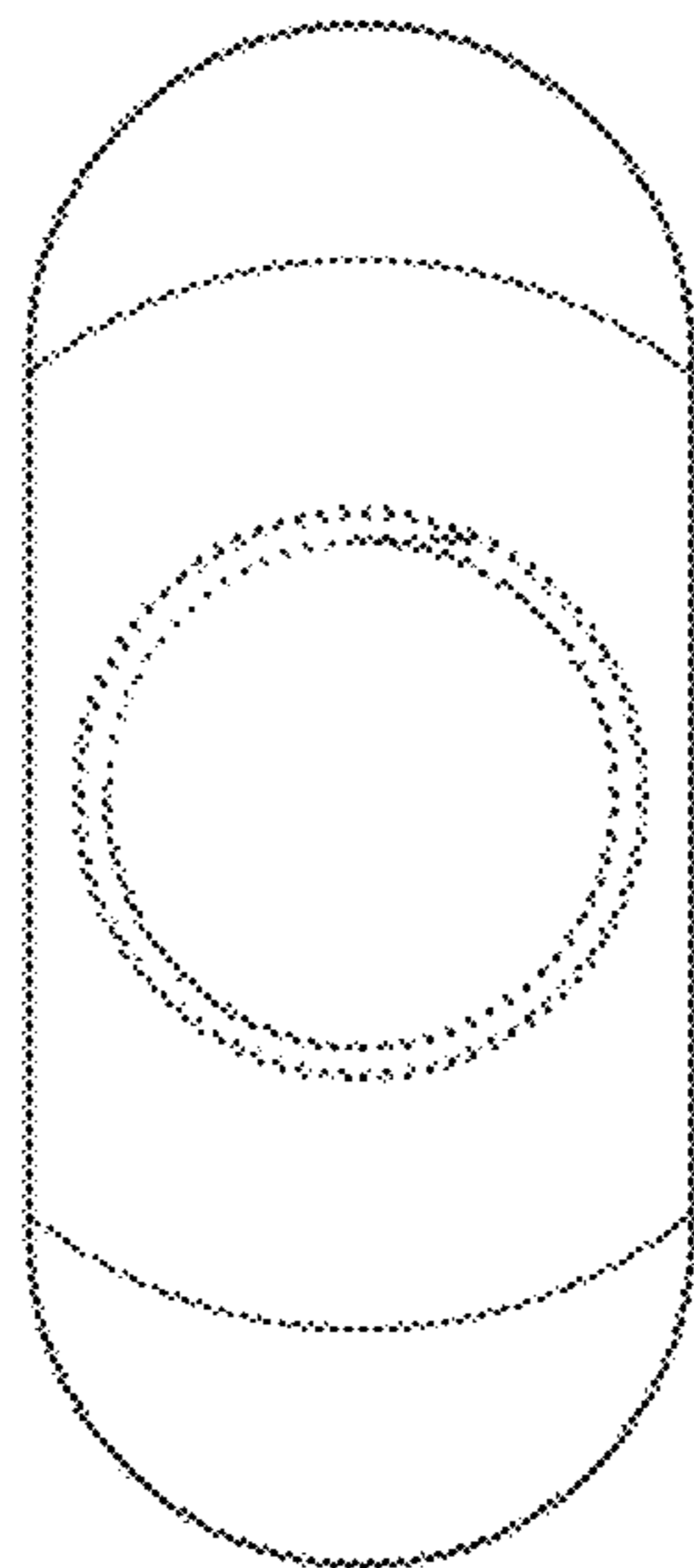


FIG. 3




FIG. 4

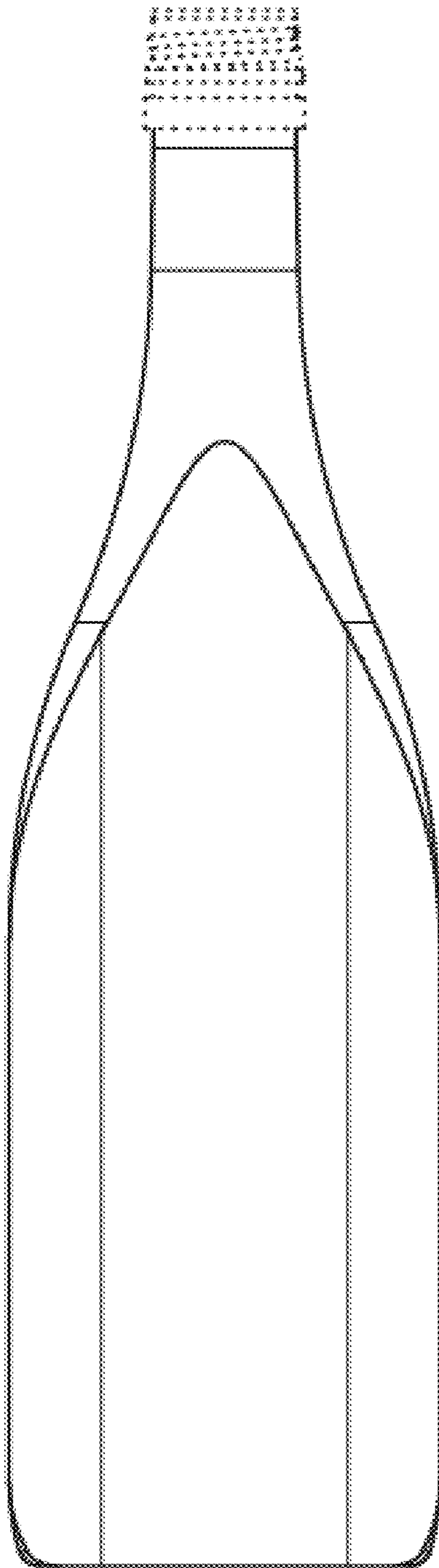


FIG. 5

