



US00D889271S

(12) **United States Design Patent** (10) **Patent No.:** **US D889,271 S**  
**Atkins** (45) **Date of Patent:** **\*\* Jul. 7, 2020**

(54) **BOTTLE**

CPC ..... B65D 1/00; B65D 1/02; B65D 1/0223;  
B65D 1/40; B65D 23/00; B65D 23/12;  
B65D 23/14

(71) Applicant: **DELIVERING HAPPINESS LIMITED**, London (GB)

See application file for complete search history.

(72) Inventor: **James Atkins**, Hayes (GB)

(56) **References Cited**

(73) Assignee: **Delivering Happiness Limited**, London (GB)

U.S. PATENT DOCUMENTS

(\*\*) Term: **15 Years**

D495,609 S *	9/2004	Wurster	.....	D9/563
D585,755 S *	2/2009	Dodge	.....	D9/563
D655,172 S *	3/2012	Brooks	.....	D9/522
D740,125 S	10/2015	Kuzma et al.		
D756,795 S	5/2016	Maillet et al.		
D781,712 S	3/2017	Ecabert et al.		
D784,155 S	4/2017	De Baschmakoff		
D792,231 S	7/2017	Thompson		
D807,757 S	1/2018	Feletto		
D811,223 S	2/2018	Lauret		

(21) Appl. No.: **29/679,735**

(22) Filed: **Feb. 8, 2019**

(Continued)

**Related U.S. Application Data**

(62) Division of application No. 35/503,287, filed on May 26, 2017 (U.S. filing date under 35 U.S.C. 384), and having an international filing date of May 26, 2017, now Pat. No. Des. 845,138.

*Primary Examiner* — Melanie H Tung  
*Assistant Examiner* — Bao-Yen T Nguyen  
(74) *Attorney, Agent, or Firm* — Jacob M. Ward; Ward Law Office LLC

(30) **Foreign Application Priority Data**

Nov. 27, 2016	(GB)	.....	6003563
Nov. 27, 2016	(GB)	.....	6003565
Nov. 27, 2016	(GB)	.....	6003571
Nov. 27, 2016	(GB)	.....	6003573
Nov. 27, 2016	(GB)	.....	6003575
Nov. 27, 2016	(GB)	.....	6003577
Nov. 27, 2016	(GB)	.....	6003579
Nov. 27, 2016	(GB)	.....	6003581

(57) **CLAIM**

The ornamental design for a bottle, as shown and described.

(51) **LOC (12) Cl.** ..... **09-01**


(52) **U.S. Cl.**  
USPC ..... **D9/549**

**DESCRIPTION**

(58) **Field of Classification Search**  
USPC ..... D9/500, 502, 503, 504, 505, 516, 544,  
D9/545, 549, 551, 552, 553, 571, 600,  
D9/682, 688-691

FIG. 1 is a top perspective view of a bottle;  
FIG. 2 is a top plan view of the bottle shown in FIG. 1;  
FIG. 3 is a bottom plan view thereof;  
FIG. 4 is a front elevational view thereof; and,  
FIG. 5 is a left side elevational view thereof.  
A rear elevational view is not shown because it is a mirror image of the front elevational view shown in FIG. 4. A right side elevational view is not shown because it is a mirror image of the left side elevational view shown in FIG. 5.  
The broken lines shown in the drawings are for the purpose of illustrating portions of the bottle and form no part of the claimed design.

**1 Claim, 5 Drawing Sheets**



(56)

**References Cited**

U.S. PATENT DOCUMENTS

D814,862 S	4/2018	Sullivan et al.	
D815,543 S	4/2018	Mazzer et al.	
D815,946 S	4/2018	Thompson et al.	
D821,148 S	6/2018	Sibbert	
D825,340 S *	8/2018	Halloran .....	D9/516
D826,058 S	8/2018	Pel et al.	
D826,060 S	8/2018	Pel et al.	
D826,722 S	8/2018	Mahajan et al.	
D827,445 S	9/2018	Jack et al.	
D839,101 S *	1/2019	Jack .....	D9/563
D852,051 S *	6/2019	Jack .....	D9/563
2014/0147559 A1	5/2014	Aidan	
2016/0001924 A1 *	1/2016	Liu .....	B65D 21/0201 220/23.4
2016/0214070 A1	7/2016	Stevenson et al.	
2017/0021992 A1	1/2017	Perrulli et al.	

\* cited by examiner

FIG. 1

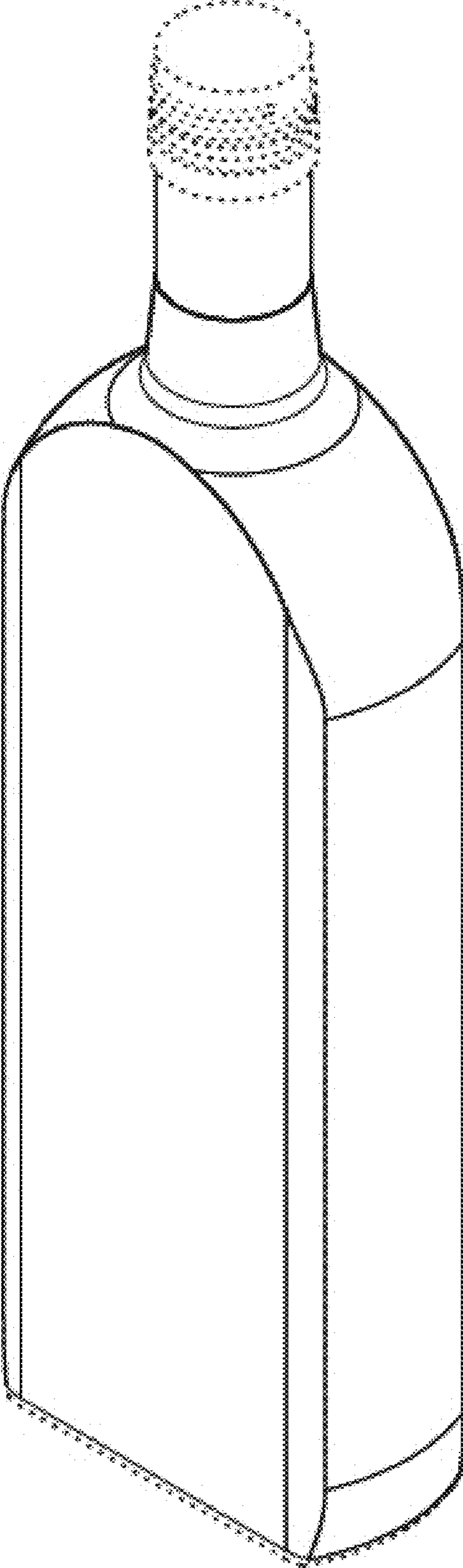


FIG. 2

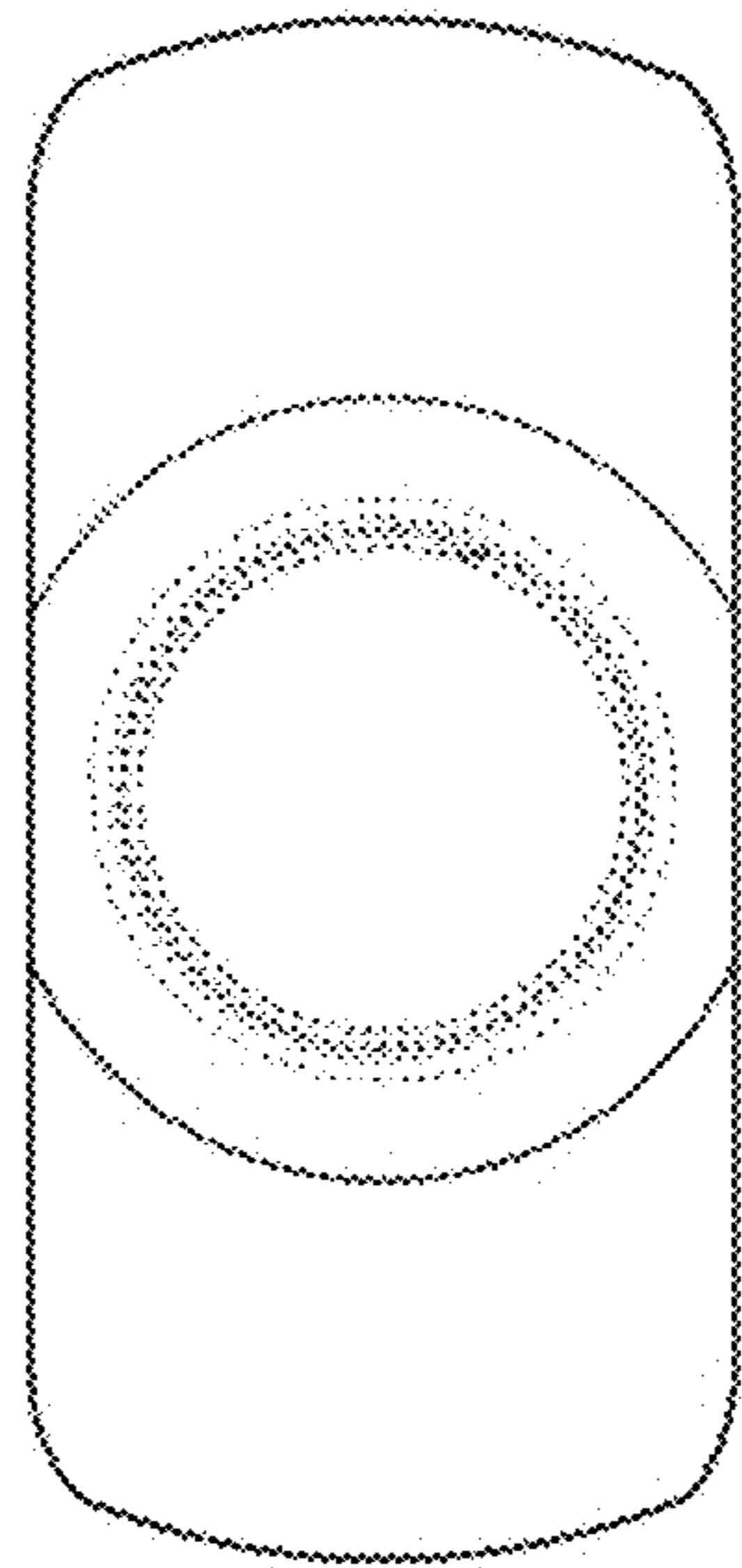


FIG. 3




FIG. 4






FIG. 5

