



US00D889258S

(12) **United States Design Patent**
McKie

(10) **Patent No.:** **US D889,258 S**
(45) **Date of Patent:** **** *Jul. 7, 2020**

(54) **BEVERAGE CONTAINER IDENTIFICATION MARKER KIT**

(71) Applicant: **Carolyn McKie**, Paramount, CA (US)

(72) Inventor: **Carolyn McKie**, Paramount, CA (US)

(*) Notice: This patent is subject to a terminal disclaimer.

(**) Term: **15 Years**

(21) Appl. No.: **29/573,365**

(22) Filed: **Aug. 4, 2016**

(51) **LOC (12) Cl.** **09-07**

(52) **U.S. Cl.**
USPC **D9/434**; D7/396.2; D7/396.1; D7/397;
D20/11; D20/28; D20/27; D20/22

(58) **Field of Classification Search**
USPC D7/396.2, 396.1, 387, 397; D19/12;
D18/14, 15, 19, 57, 56, 24, 12; D9/434;
D20/11, 28, 27, 44, 2, 22
CPC .. G09F 3/02; G09F 2003/0233; B41J 3/4075;
B44C 5/00
See application file for complete search history.

(56) **References Cited**

U.S. PATENT DOCUMENTS

4,901,457	A *	2/1990	Chandler	G09F 3/0288	40/306
5,091,035	A *	2/1992	Anhauser	A61F 13/02	156/256
5,141,914	A *	8/1992	Kang	B41M 5/42	427/152
5,261,176	A *	11/1993	David	G09F 3/00	283/114
D344,102	S *	2/1994	Polak	D20/11	
5,339,549	A *	8/1994	David	G09F 3/00	283/114

5,358,770	A *	10/1994	Evans	B44C 5/00	40/310
D381,046	S *	7/1997	Hiers	D11/5	
5,704,144	A *	1/1998	Groth	G09F 3/10	40/306
5,782,581	A *	7/1998	DeCanio	B63C 11/18	40/666
5,799,815	A *	9/1998	Lang	B65D 17/165	150/154
6,090,027	A *	7/2000	Brinkman	B65B 5/02	156/DIG. 4
D446,240	S *	8/2001	Harvey	D18/24	
6,615,517	B2 *	9/2003	King	G09F 3/00	40/324
6,776,088	B2 *	8/2004	Halt	G09F 3/00	101/328
D533,774	S *	12/2006	Harper	D9/434	
D554,191	S *	10/2007	Johnson	D20/28	
D589,792	S *	4/2009	Clabough	D9/434	
7,905,037	B1	3/2011	Holland et al.			
D648,804	S *	11/2011	Coulter	D20/11	
8,113,727	B2 *	2/2012	Niwa	B41J 3/4075	400/613

(Continued)

Primary Examiner — Marianne N Pandozzi

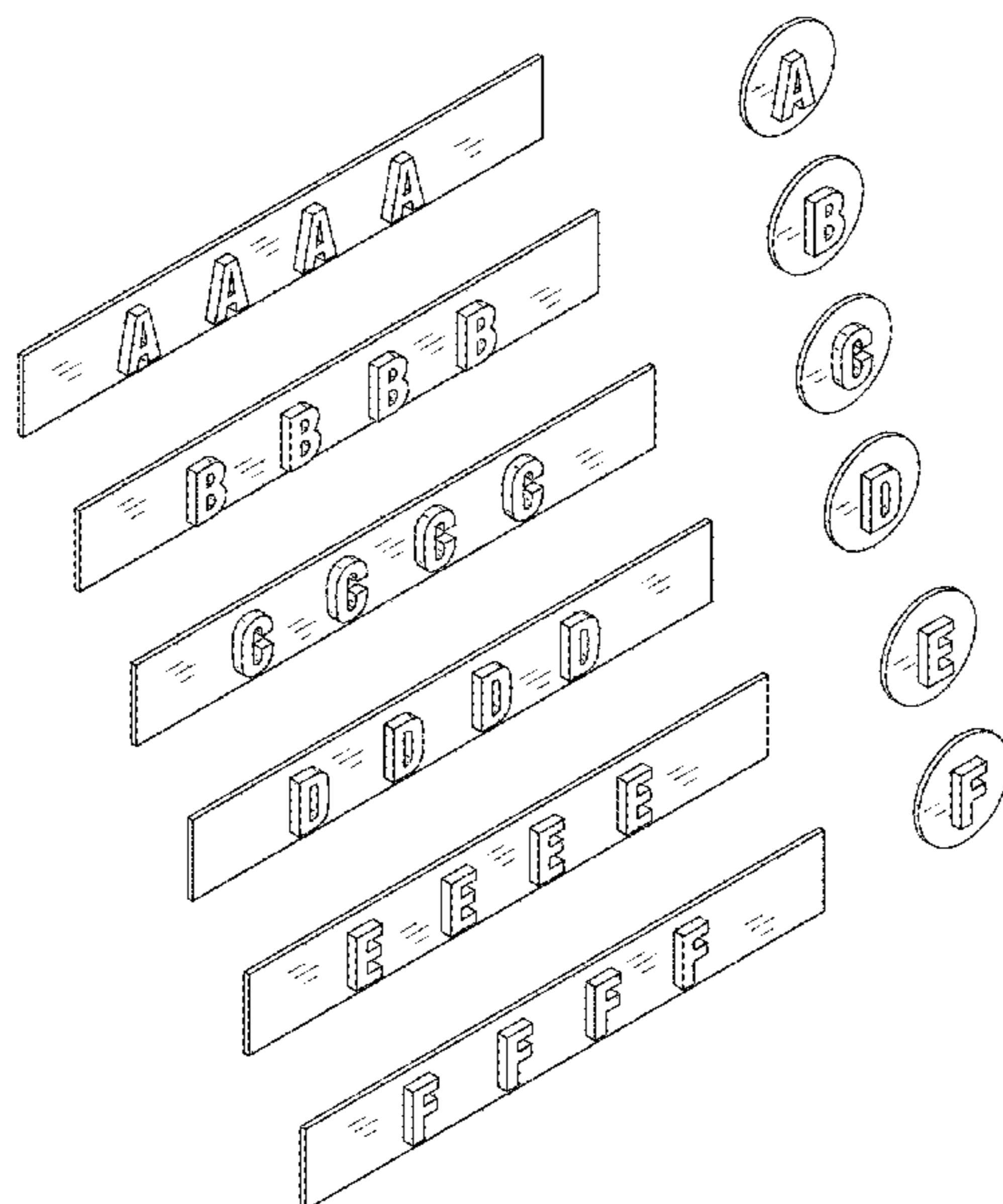
(57) **CLAIM**

The ornamental design for a beverage container identification marker kit, as shown and described.

DESCRIPTION

FIG. 1 is a front elevation view of a beverage container identification marker kit showing my new design with a plurality of decals and a plurality of wristbands separated for clarity;
FIG. 2 is a rear elevation view thereof;
FIG. 3 is a left side elevation view thereof;
FIG. 4 is a right side elevation view thereof;
FIG. 5 is a top plan view thereof;
FIG. 6 is a bottom plan view thereof; and,
FIG. 7 is an isometric view thereof.

1 Claim, 5 Drawing Sheets



(56)

References Cited

U.S. PATENT DOCUMENTS

D656,012	S *	3/2012	Leu	D20/28
D683,579	S *	6/2013	Black	D7/387
8,540,831	B1 *	9/2013	Cole	G09F 13/20 156/67
8,603,278	B2 *	12/2013	Moore	G09F 3/10 156/219
8,807,600	B2 *	8/2014	Hanson	G09F 3/02 116/321
9,243,068	B2 *	1/2016	Evans	C07K 16/40
D756,218	S *	5/2016	Read	D9/434
9,501,958	B2 *	11/2016	Pietarinen	G09F 3/0292
9,580,026	B2 *	2/2017	Diaz Lopez	B60R 13/10
D781,049	S *	3/2017	Kemp	D3/216
D781,100	S *	3/2017	Beller	D7/387
9,636,895	B2 *	5/2017	Blackwell	B32B 7/12
2009/0178313	A1 *	7/2009	McManigal	G09F 3/00 40/310

* cited by examiner

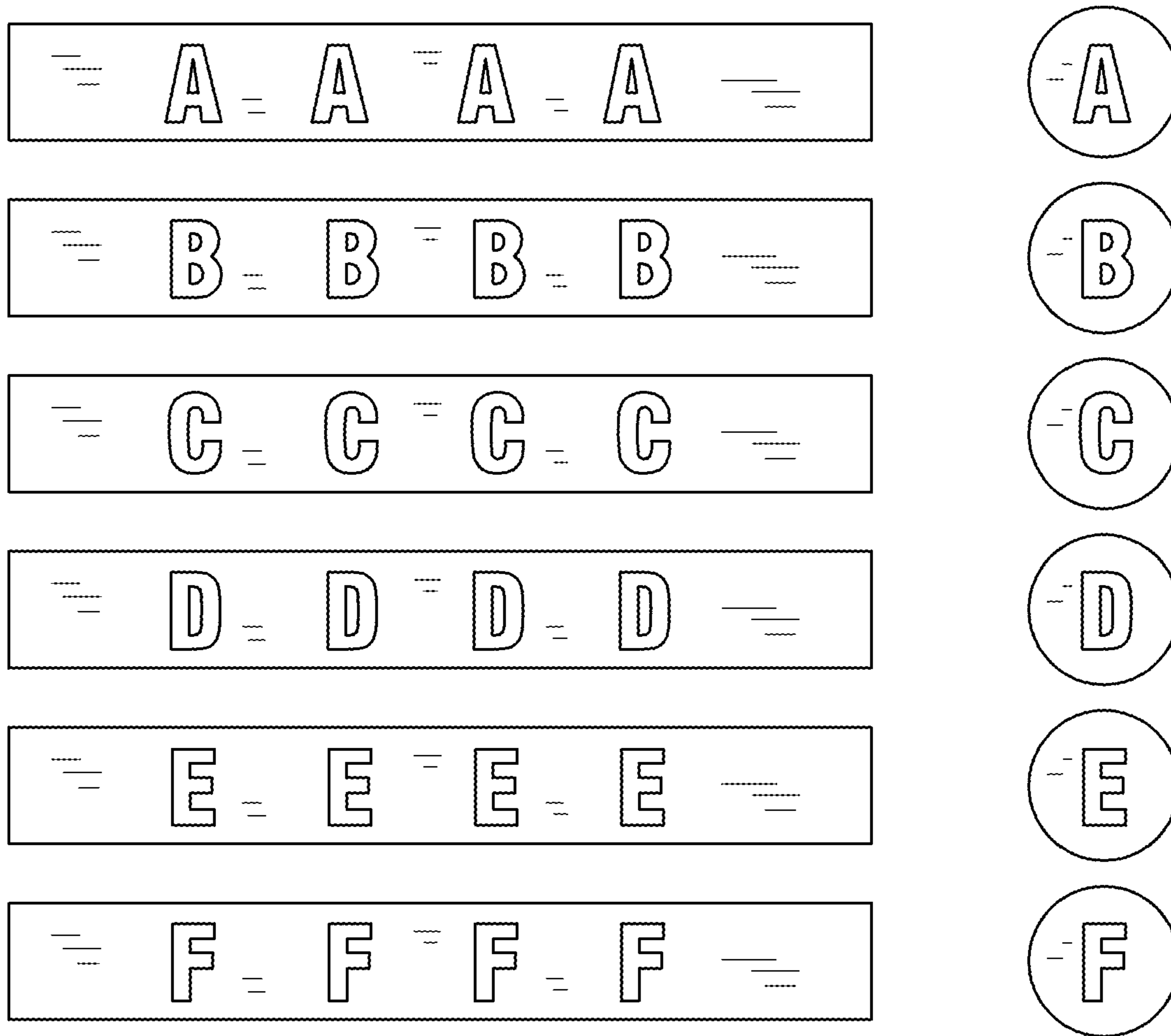


FIG. 1

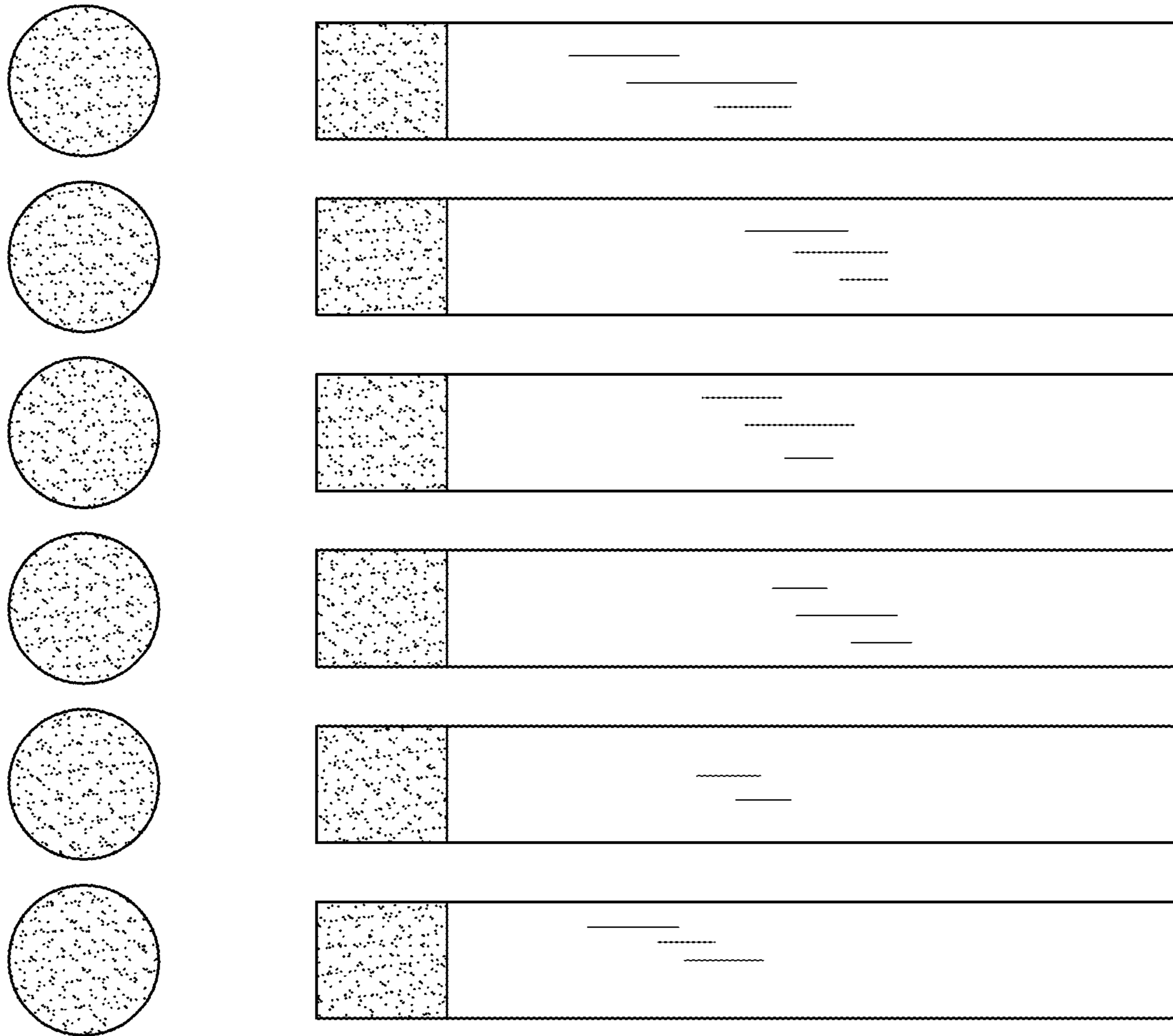
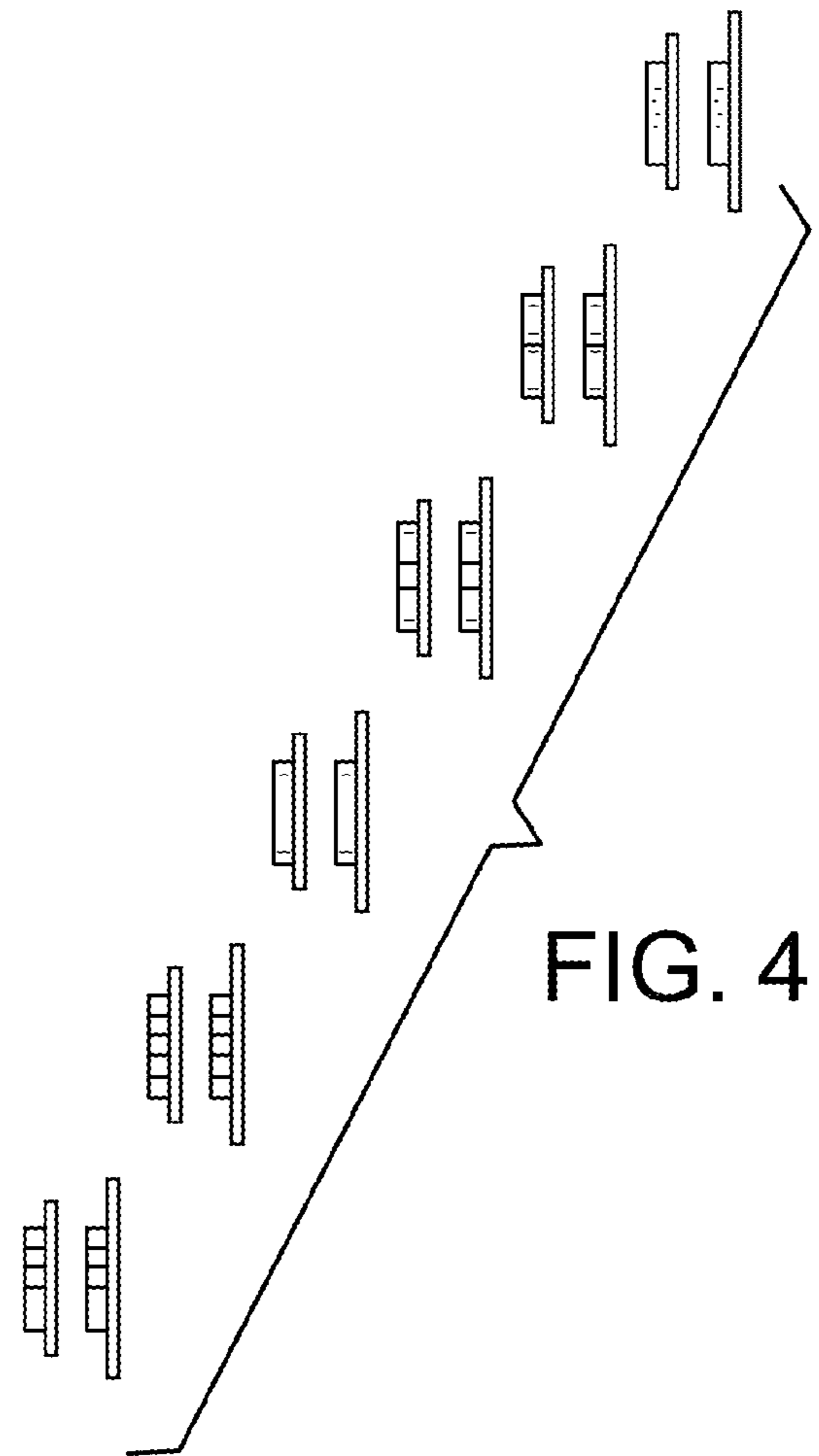
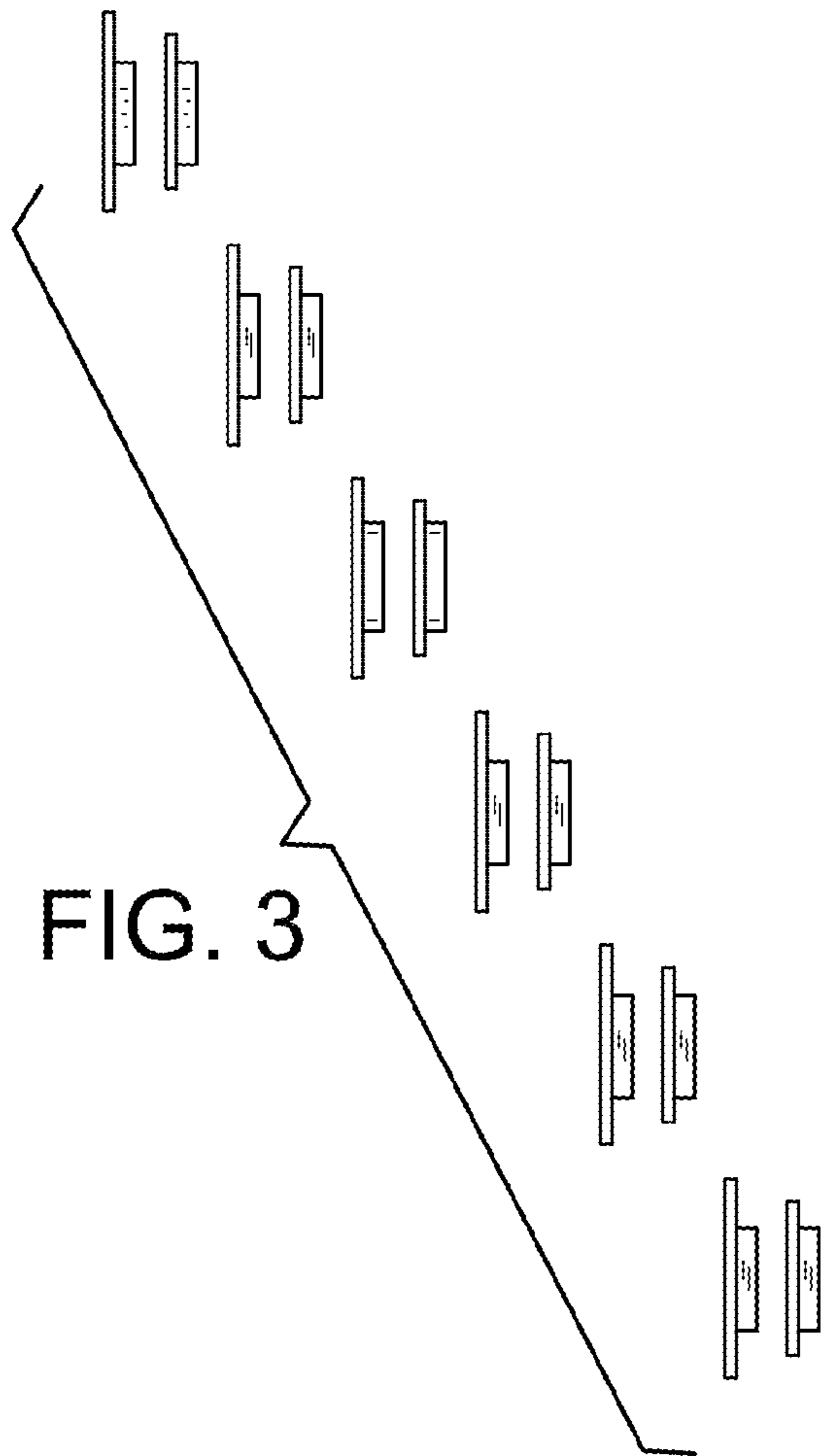


FIG. 2



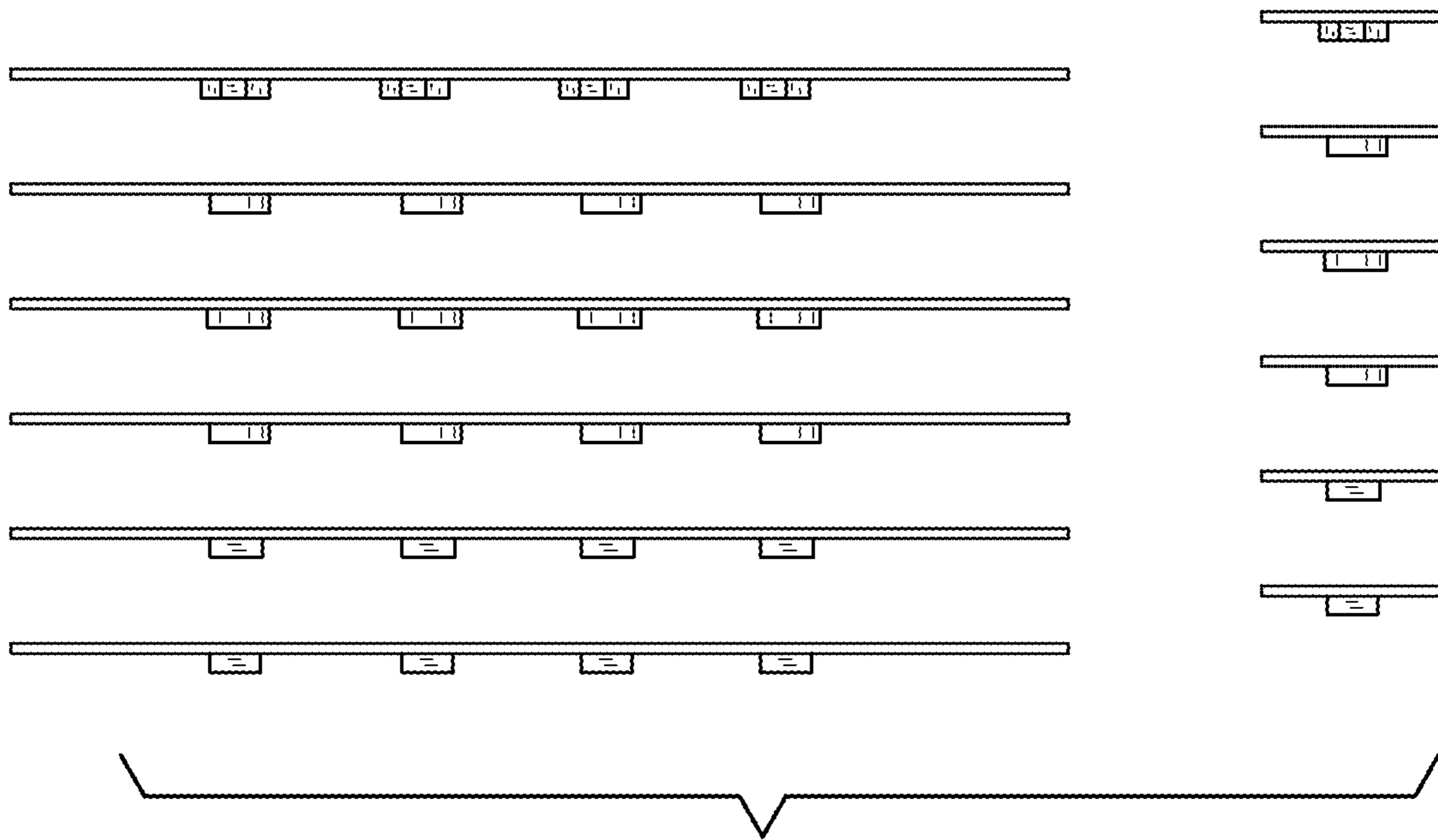


FIG. 5

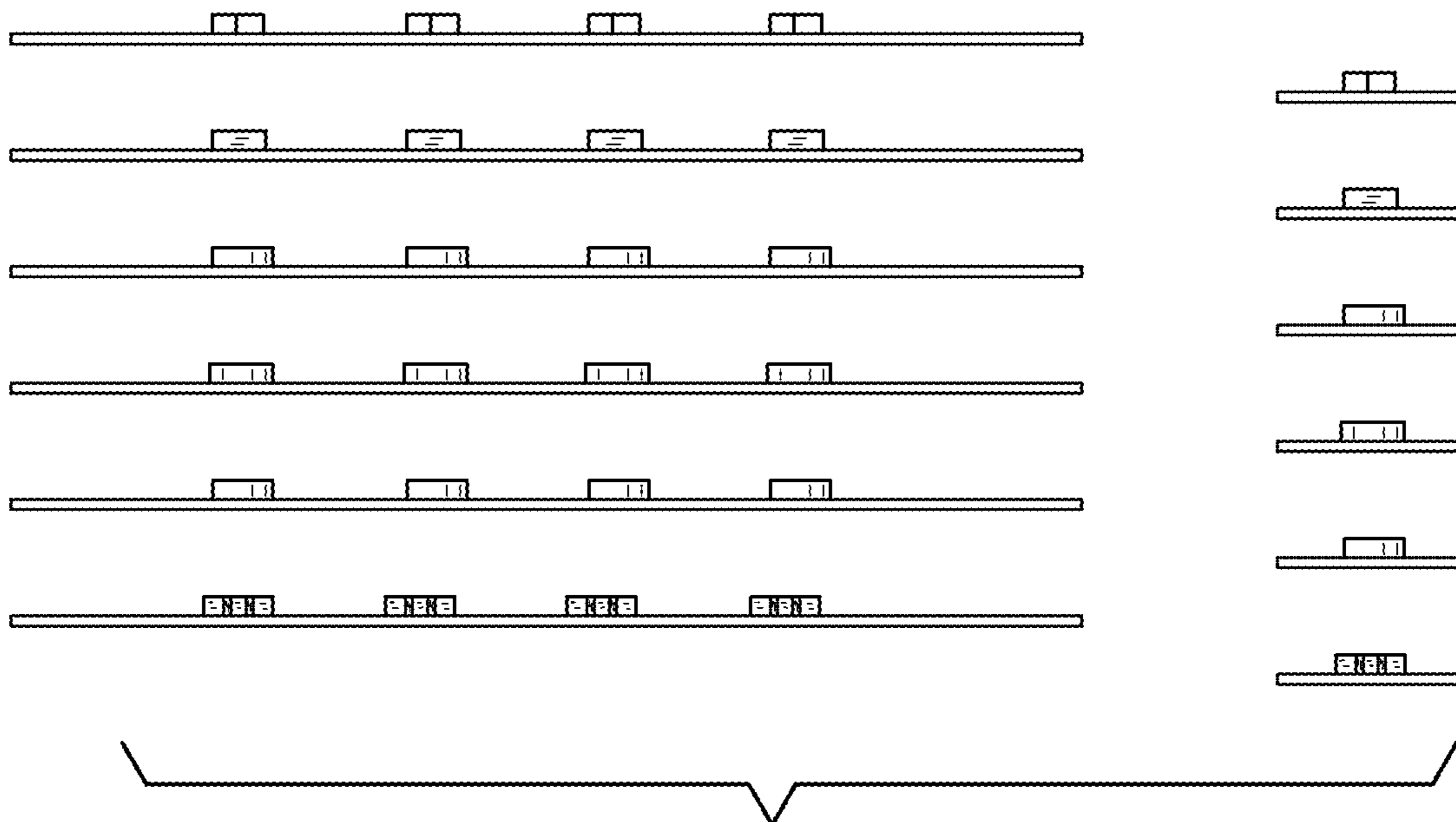


FIG. 6

