



US00D889256S

(12) **United States Design Patent**
Malone, III et al.

(10) **Patent No.:** **US D889,256 S**
(45) **Date of Patent:** **** Jul. 7, 2020**

(54) **COTTER PIN**
(71) Applicant: **RB Distribution, Inc.**, Colmar, PA (US)
(72) Inventors: **John Thomas Malone, III**, Hillsborough, NJ (US); **Thomas Allan Reiff**, Lafayette Hill, PA (US); **Arthur Krystian Mazur**, Philadelphia, PA (US)
(73) Assignee: **RB DISTRIBUTION, INC.**, Colmar, PA (US)
(**) Term: **15 Years**

1,992,093 A * 2/1935 Place F16B 2/248 411/530
2,169,708 A * 8/1939 O'Callaghan F16B 5/06 24/625
2,463,079 A * 3/1949 Albrecht A41F 19/00 24/578.1
2,593,201 A * 4/1952 Saunders D06F 55/00 24/546
3,153,357 A * 10/1964 Decker B25B 27/08 72/409.13
3,203,301 A * 8/1965 Faroni F16B 21/12 411/512
3,365,996 A * 1/1968 Ostrosky F16B 39/04 411/213
D258,138 S * 2/1981 Wood D8/370
(Continued)

(21) Appl. No.: **29/675,565**
(22) Filed: **Jan. 3, 2019**
(51) **LOC (12) Cl.** **08-08**
(52) **U.S. Cl.**
USPC **D8/395**
(58) **Field of Classification Search**
USPC D8/356, 371, 394-397; D19/65, 56; D25/58, 121, 122
CPC . E04B 9/067; E04B 9/068; E04B 9/12; E04B 9/30; E04B 2009/062; E04C 2003/0413; E04C 2003/0439; E04C 2003/046; F16B 13/08; F16B 5/0258; F16B 37/02; F16B 5/0642
See application file for complete search history.

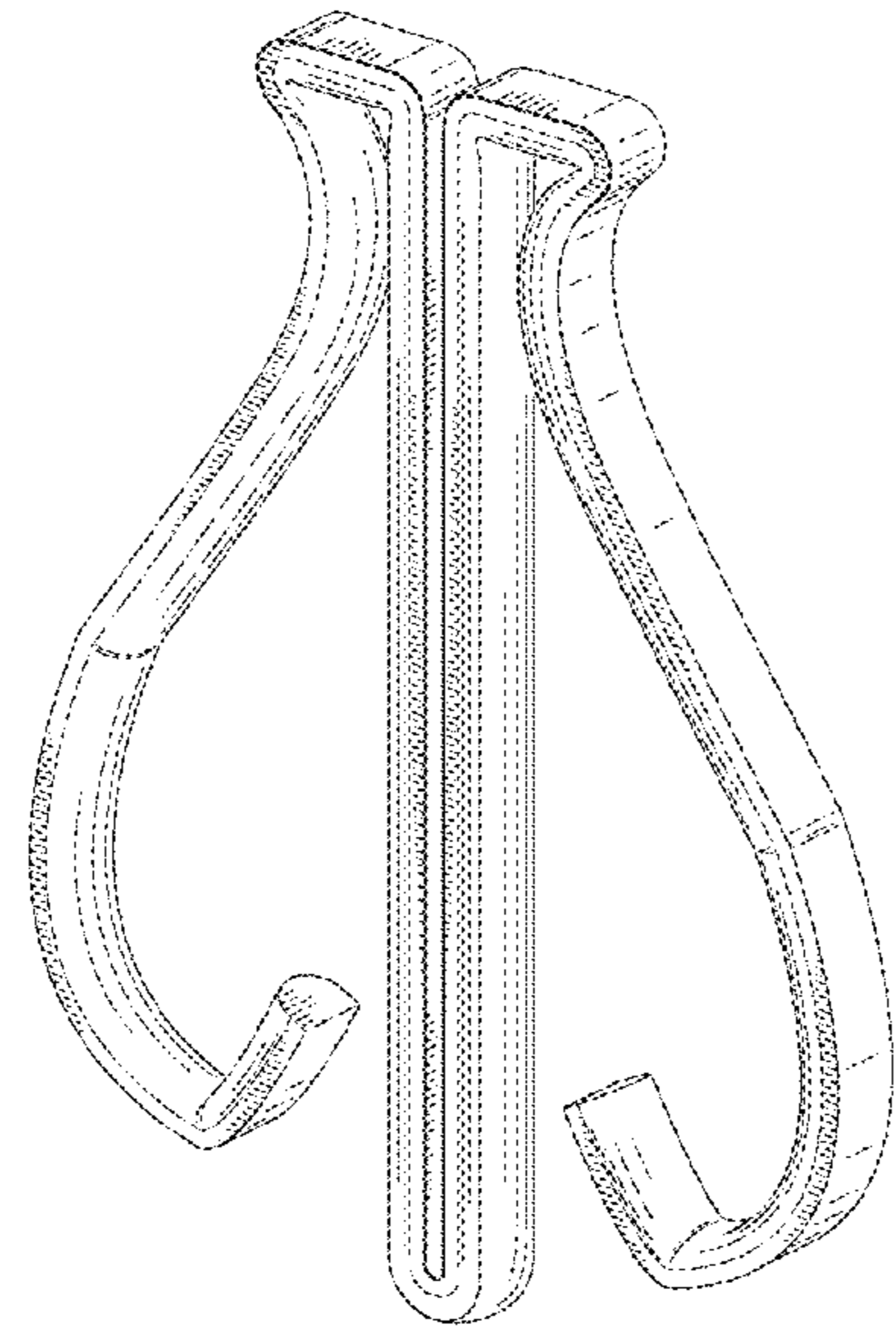
Primary Examiner — John Windmuller
(74) *Attorney, Agent, or Firm* — Volpe and Koenig, P.C.

(57) **CLAIM**
The ornamental design for a cotter pin, as shown and described.

DESCRIPTION
FIG. 1 is a perspective view of a cotter pin according to our invention;
FIG. 2 is a front elevation thereof;
FIG. 3 is a rear elevation thereof;
FIG. 4 is right side elevation thereof;
FIG. 5 is left side elevation thereof;
FIG. 6 is a top plan view thereof;
FIG. 7 is a bottom plan view thereof;
FIG. 8 is a perspective view of the cotter pin according to our invention in the use environment; and,
FIG. 9 is a perspective view of a prior art cotter pin in the use environment.
The broken line showings of castle nuts are for the purpose of illustrating environment and form no part of the claimed design.

(56) **References Cited**
U.S. PATENT DOCUMENTS
1,285,657 A * 11/1918 Finucan A47C 21/022 24/457
1,621,346 A * 3/1927 Beatty F16B 39/04 411/514
1,764,833 A * 6/1930 Forget D06F 55/00 24/546
1,942,119 A * 1/1934 Place B60R 13/0206 29/91.1

1 Claim, 6 Drawing Sheets



(56)

References Cited

U.S. PATENT DOCUMENTS

4,344,509 A * 8/1982 Harmer F16D 66/024
116/208
5,857,819 A * 1/1999 Lary F16B 21/125
24/625
D600,102 S * 9/2009 Larkin D8/367
D661,978 S * 6/2012 Holechek D8/370
9,060,633 B1 * 6/2015 Fiola A47G 21/16
D748,972 S * 2/2016 Primeau D8/397
D751,374 S * 3/2016 Dominguez D8/373
9,341,203 B1 * 5/2016 Disharoon F16B 2/248
D796,307 S * 9/2017 Smith D8/394
D801,854 S * 11/2017 Katz D11/202
9,808,051 B1 * 11/2017 Majercak A44B 1/36
D806,240 S * 12/2017 Smith D24/128
D826,399 S * 8/2018 Smith D24/128
10,100,858 B2 * 10/2018 Jung-Kubiak F16B 5/025
D834,933 S * 12/2018 Pi D8/395
D867,122 S * 11/2019 Jimenez D8/395
2006/0042055 A1 * 3/2006 Ho A41F 11/04
24/668

* cited by examiner

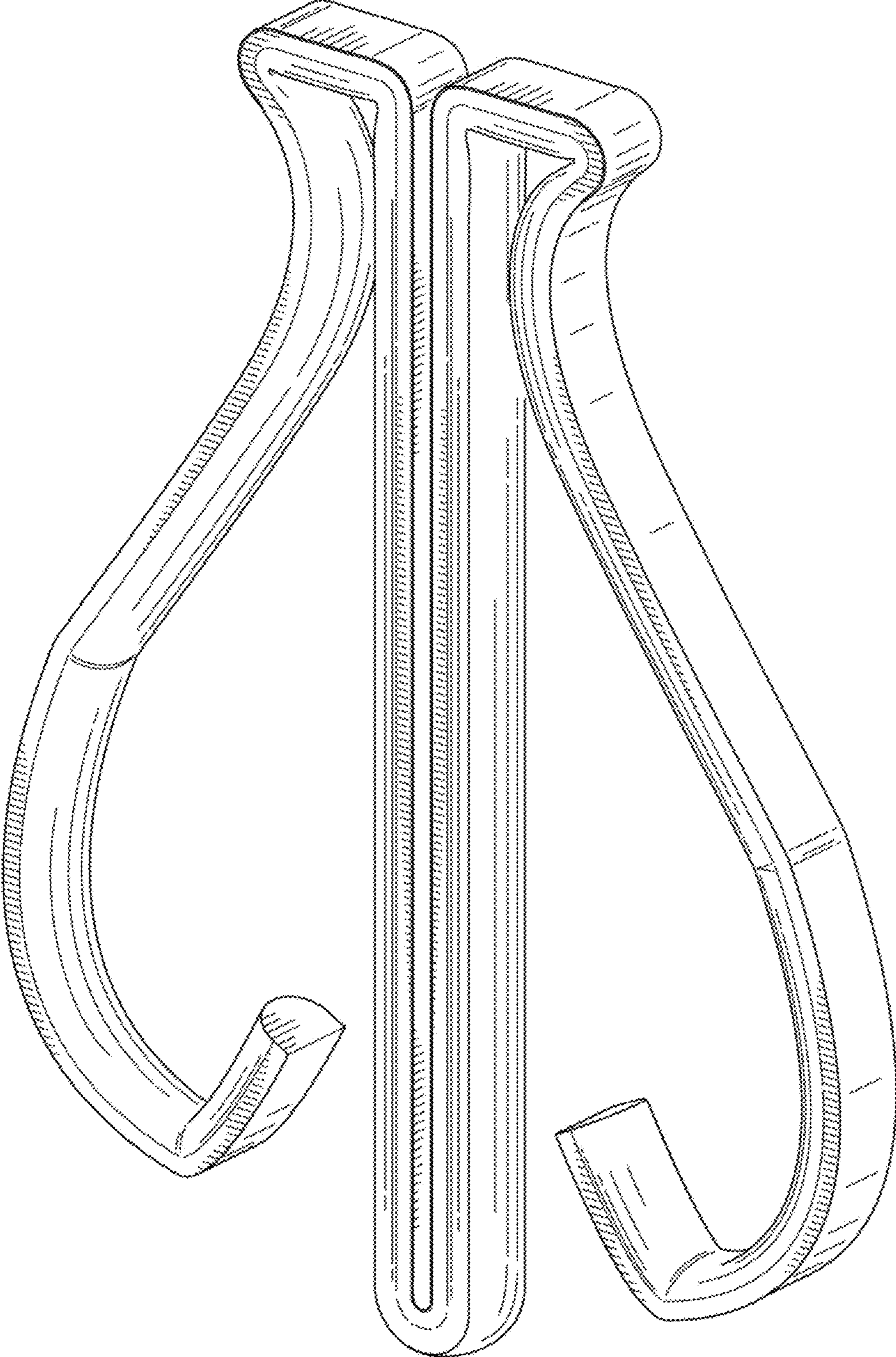


FIG. 1

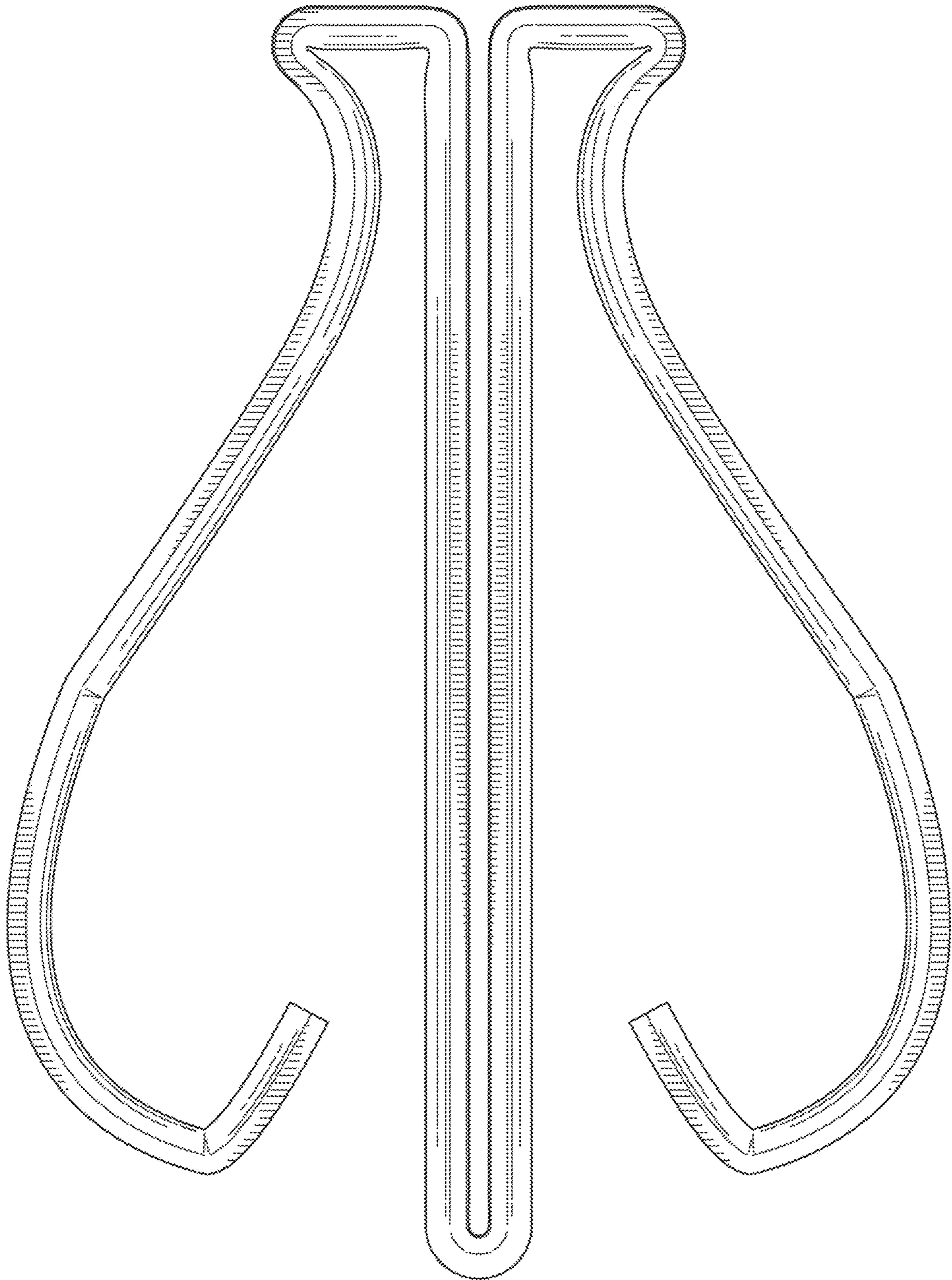


FIG. 2

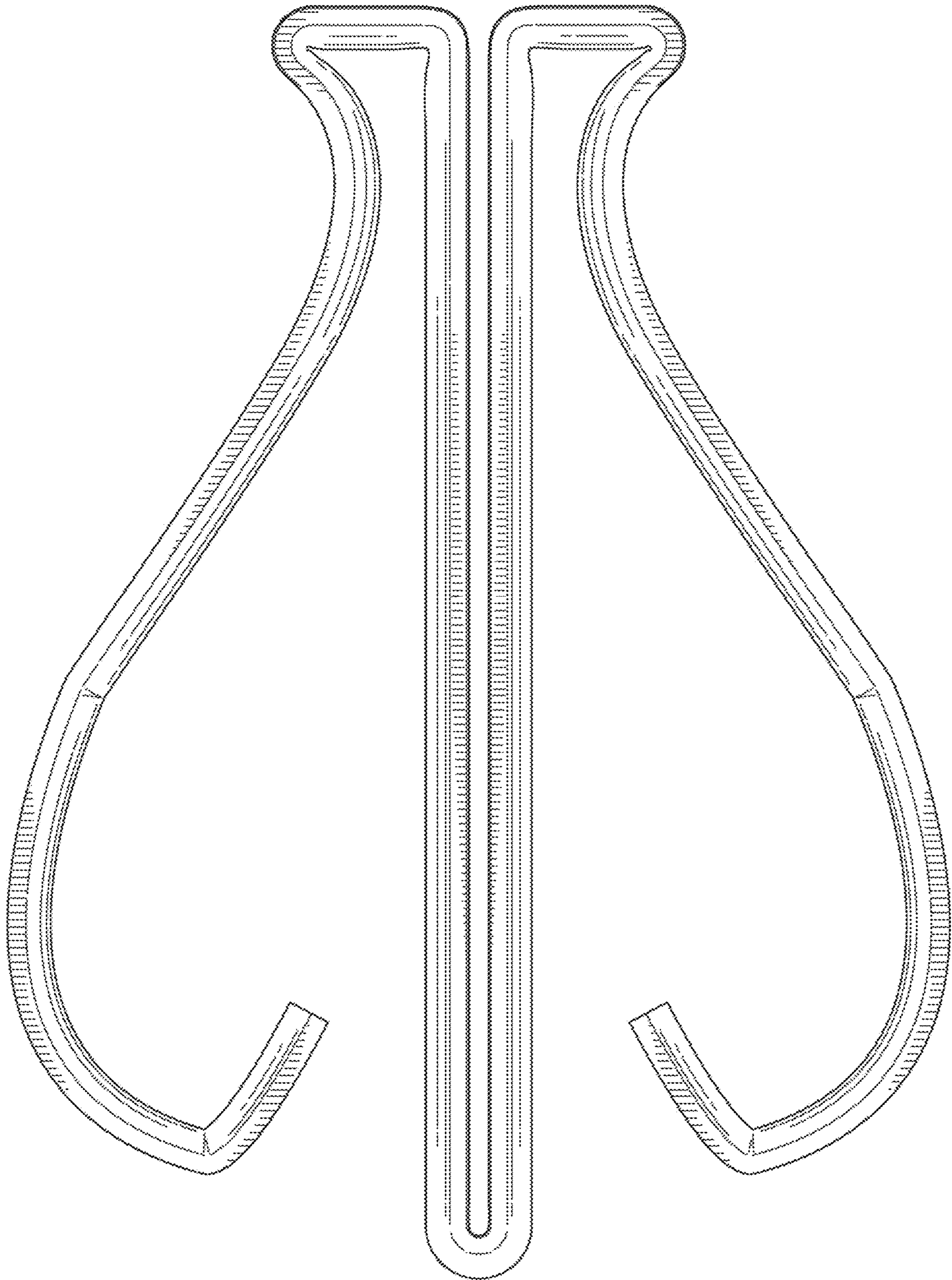


FIG. 3




FIG. 4




FIG. 5

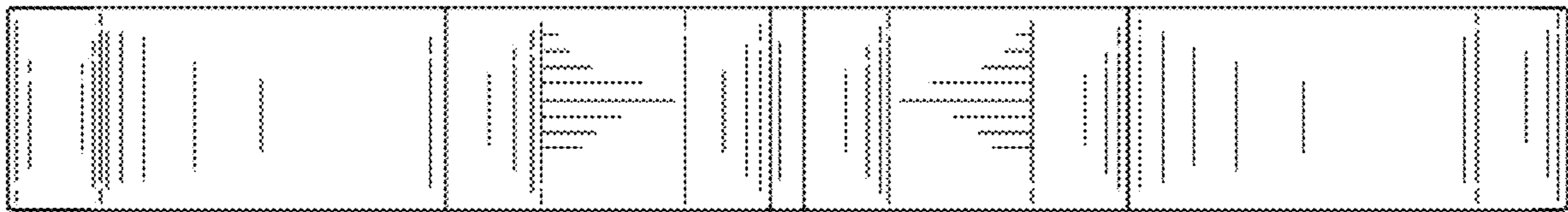


FIG. 6

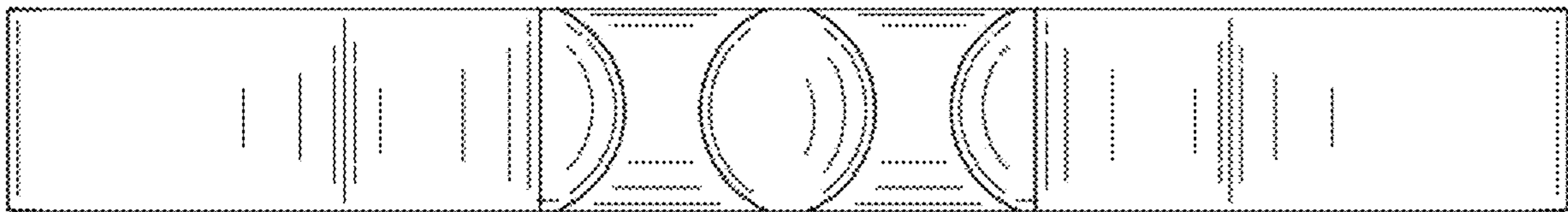


FIG. 7

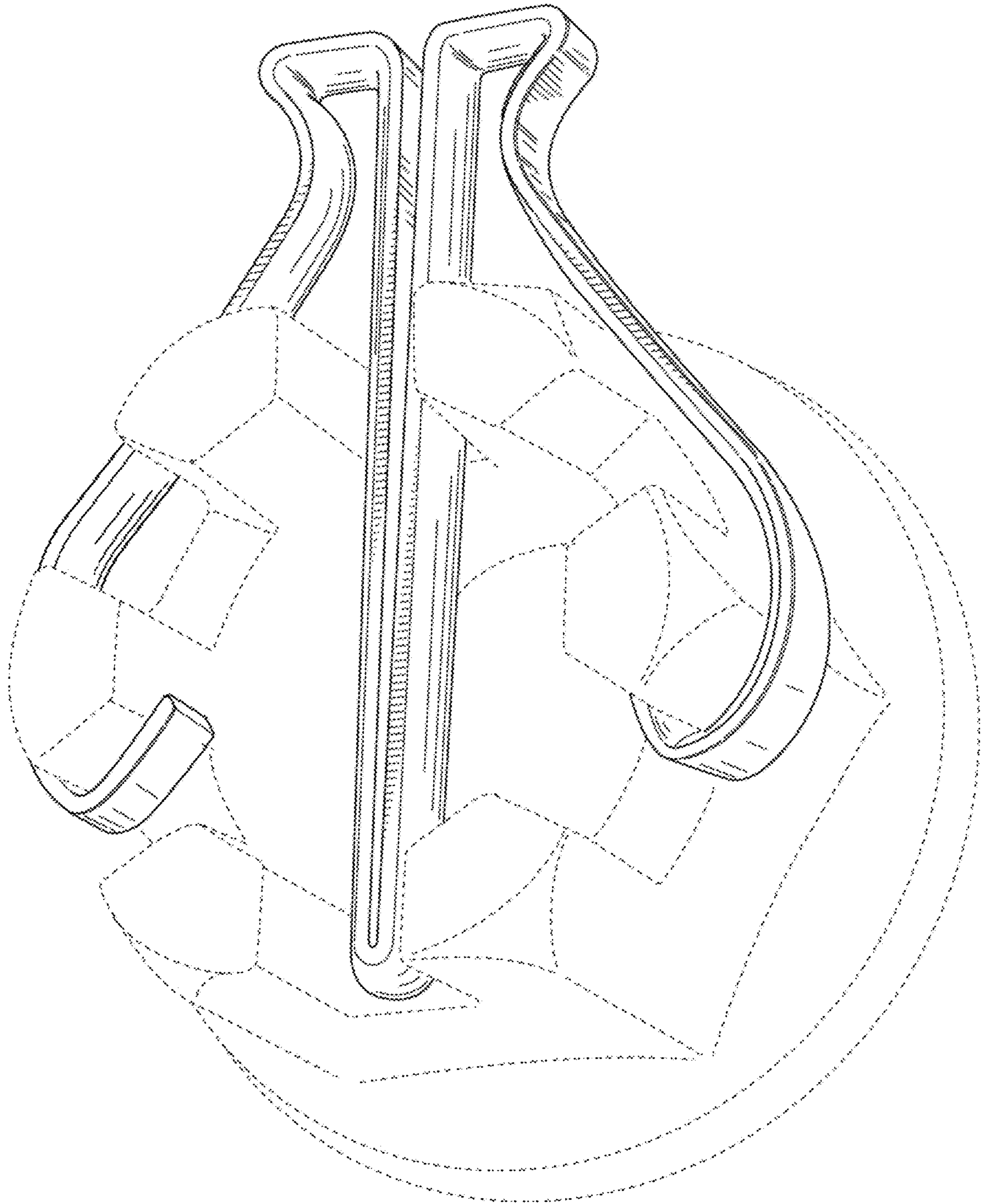


FIG. 8