



US00D889239S

(12) **United States Design Patent**
Marfione

(10) **Patent No.:** **US D889,239 S**
(45) **Date of Patent:** **** Jul. 7, 2020**

- (54) **POCKET KNIFE**
- (71) Applicant: **Anthony Louis Marfione**, Fletcher, NC (US)
- (72) Inventor: **Anthony Louis Marfione**, Fletcher, NC (US)
- (73) Assignee: **Microtech Knives, Inc.**, Bradford, PA (US)
- (**) Term: **15 Years**
- (21) Appl. No.: **29/693,220**
- (22) Filed: **May 31, 2019**
- (51) **LOC (12) Cl.** **08-03**
- (52) **U.S. Cl.**
USPC **D8/99**
- (58) **Field of Classification Search**
USPC D8/98, 99, 100, 105, 107; D22/118
CPC B26B 5/001; B26B 5/003; B26B 11/00;
B26B 1/08; B26B 1/02; B26B 1/10;
B26B 1/04; B26B 1/042; B26B 1/048;
B26B 3/08; B26B 29/06
See application file for complete search history.

9,375,854	B2	6/2016	Chu	
9,498,889	B1	11/2016	Albrecht	
D796,932	S	9/2017	Sung	
9,764,485	B1	9/2017	Hawk	
D810,540	S	2/2018	Marfione	
10,220,527	B1	3/2019	Marfione	
D870,532	S *	12/2019	Marfione D8/99
D871,187	S *	12/2019	Marfione D8/99
D871,887	S *	1/2020	Marfione D8/99
2007/0175045	A1 *	8/2007	McHenry B26B 1/08 30/162
2008/0222895	A1 *	9/2008	Marfione B26B 1/10 30/151
2008/0222897	A1 *	9/2008	Marfione B26B 1/08 30/162
2009/0235534	A1 *	9/2009	Chu B26B 1/08 30/162
2014/0101943	A1 *	4/2014	Chu B26B 1/08 30/162
2014/0173911	A1 *	6/2014	Chu B26B 1/08 30/162

* cited by examiner

Primary Examiner — Philip S Hyder
(74) *Attorney, Agent, or Firm* — Steve LeBlanc, LLC

(57) **CLAIM**

The ornamental design for a pocket knife, as shown and described.

(56) **References Cited**

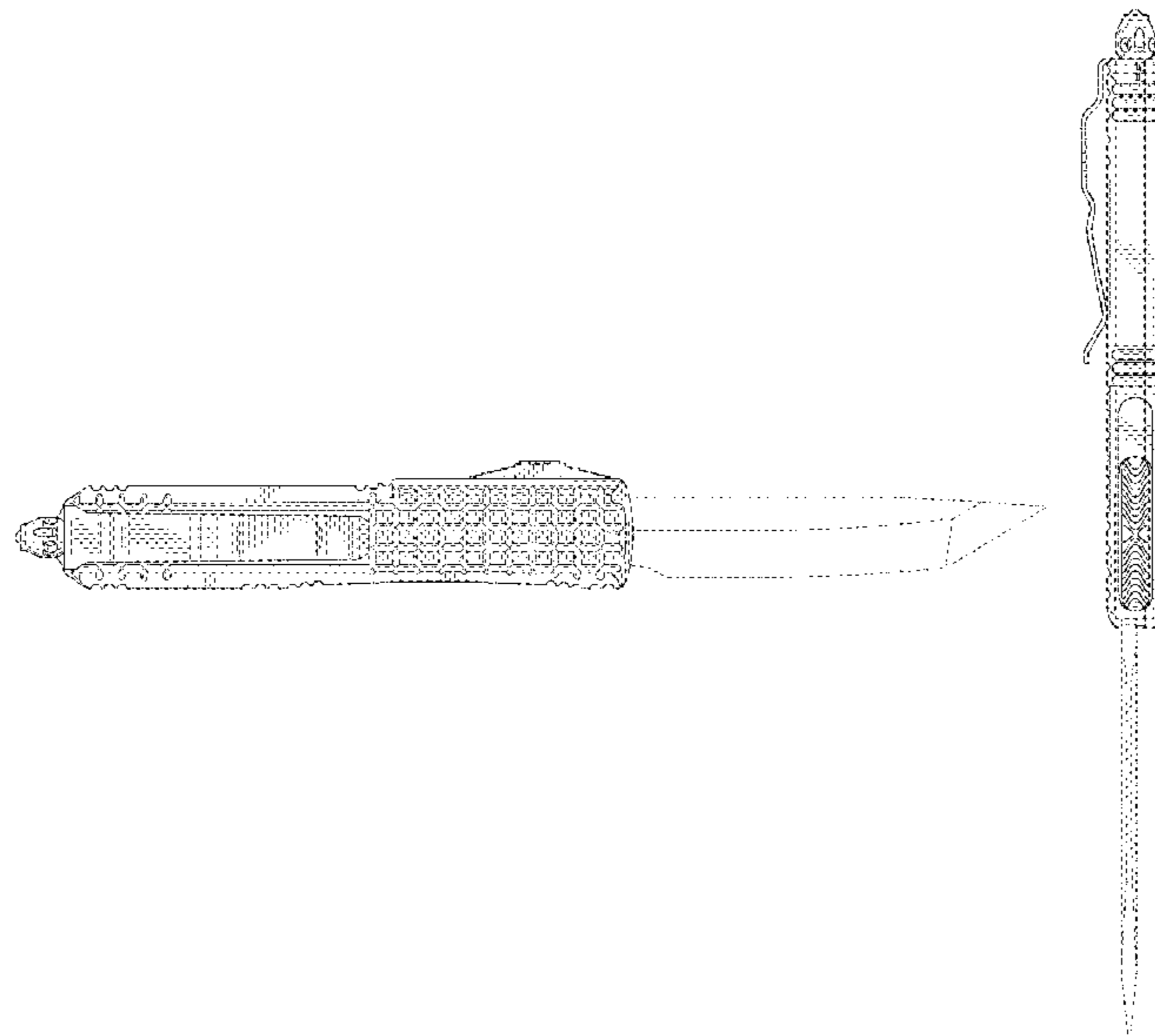
U.S. PATENT DOCUMENTS

6,085,423	A *	7/2000	Marifone B26B 1/08 30/151
D510,514	S *	10/2005	Ray D8/99
7,305,769	B2 *	12/2007	McHenry B26B 1/08 30/162
D560,994	S *	2/2008	Green D8/99
7,562,455	B2	7/2009	McHenry	
7,574,804	B2	8/2009	Bezold	
D666,887	S *	9/2012	Wattenberg D8/99
8,595,941	B2 *	12/2013	Lee B26B 1/08 30/151
8,671,578	B1	3/2014	Frazer	

DESCRIPTION

FIG. 1 is a left side elevation view thereof of a pocket knife, showing my new design;
FIG. 2 is a right side elevation view of the pocket knife;
FIG. 3 is a front elevation view of the pocket knife;
FIG. 4 is a rear elevation view of the pocket knife;
FIG. 5 is a top plan view of the pocket knife; and,
FIG. 6 is a bottom plan view of the pocket knife.
The broken lines depict portions of the pocket knife in which the design is embodied that are not considered part of the claimed design.

1 Claim, 3 Drawing Sheets



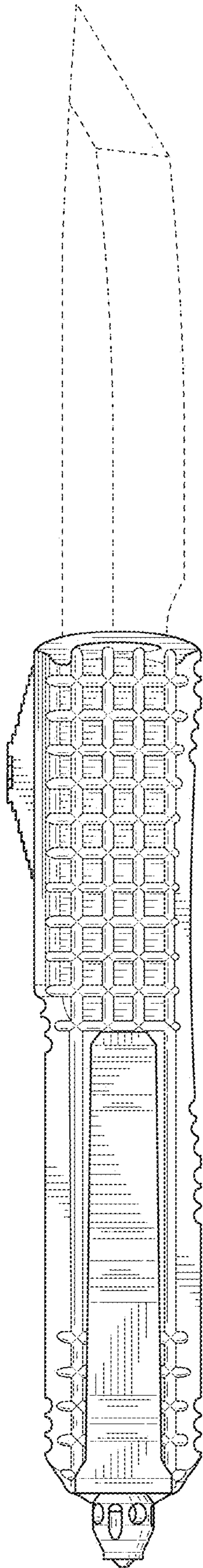


FIG. 1

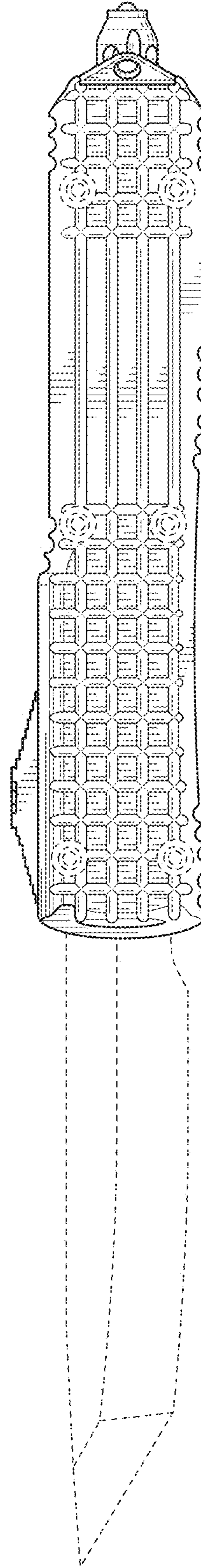


FIG. 2

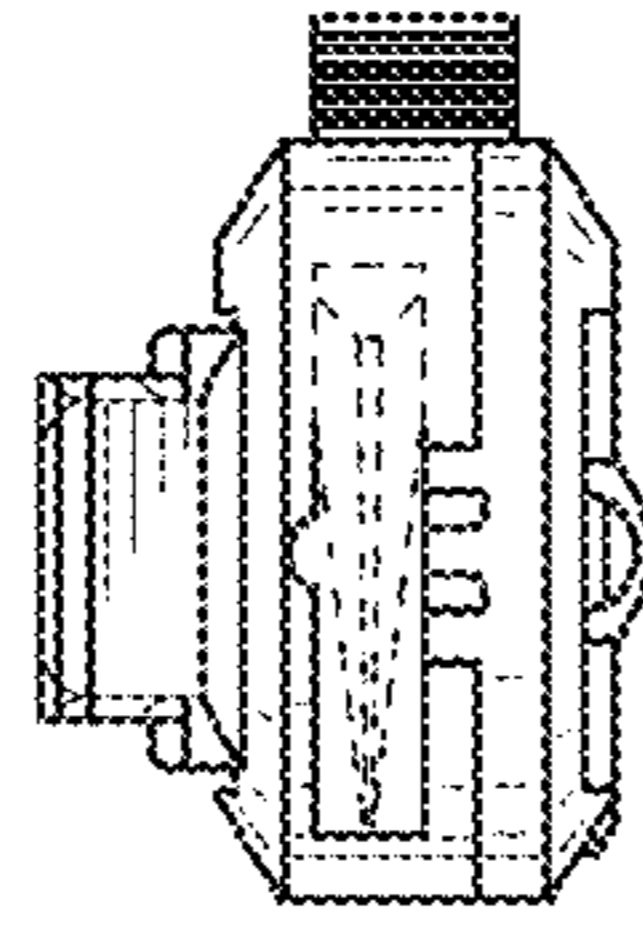


FIG. 3

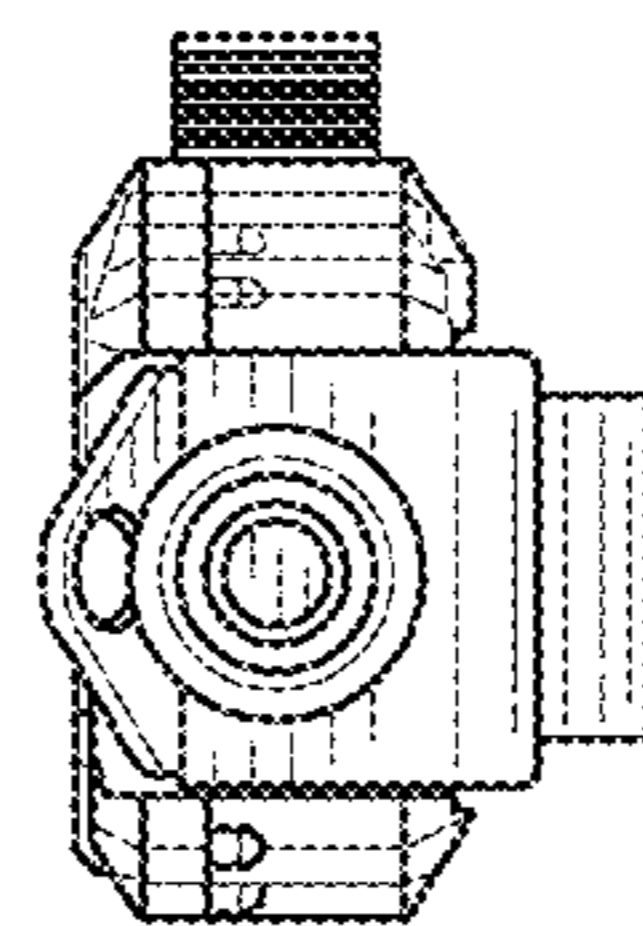


FIG. 4

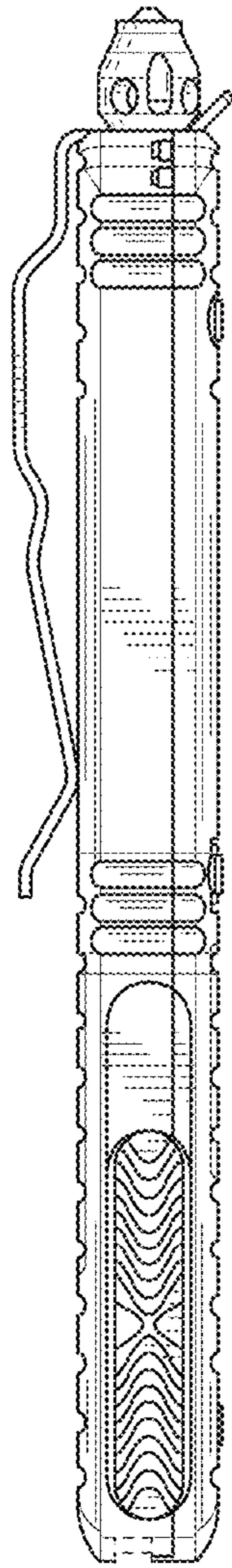


FIG. 5

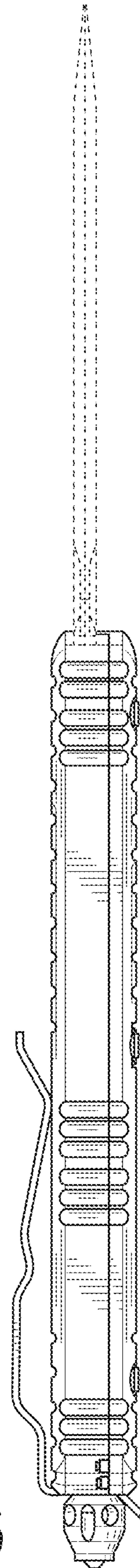


FIG. 6