



US00D889231S

(12) **United States Design Patent** (10) **Patent No.:** **US D889,231 S**  
**Spatz et al.** (45) **Date of Patent:** **\*\* Jul. 7, 2020**

(54) **DIRECTIONAL DRILLING ASSEMBLY**

(71) Applicant: **XR LATERAL, LLC**, Houston, TX (US)

(72) Inventors: **Edward C. Spatz**, San Marcos, TX (US); **Michael R. Reese**, Houston, TX (US); **David P. Miess**, Spring, TX (US); **Gregory Prevost**, Spring, TX (US)

(73) Assignee: **XR Lateral, LLC**, Houston, TX (US)

(\*\*) Term: **15 Years**

(21) Appl. No.: **29/701,180**

(22) Filed: **Aug. 8, 2019**

**Related U.S. Application Data**

(62) Division of application No. 29/616,773, filed on Sep. 8, 2017, now Pat. No. Des. 863,919.

(51) **LOC (12) Cl.** ..... **08-05**

(52) **U.S. Cl.**  
USPC ..... **D8/70**

(58) **Field of Classification Search**

USPC ..... D8/70, 82, 85-87, 105; D15/139  
CPC ..... B25B 13/06; B25B 13/5091; B25B 15/00;  
B25B 15/001; B25B 15/002; B25B 15/004; B25B 15/005; B25B 15/008;  
B25B 15/02; B25B 15/04; B25B 17/00;  
B25B 21/007; B25B 23/00; B25B 23/0035; B25B 23/005; B25B 23/12;  
B25B 23/1405; B25B 27/18; B25B 31/12;  
B25B 51/08; B25B 51/108; B25B 2251/66; B23P 15/00

See application file for complete search history.

(56) **References Cited**

**U.S. PATENT DOCUMENTS**

D139,795 S 12/1944 Terry  
D139,796 S 12/1944 Terry

2,919,897 A 1/1960 Sims  
3,306,378 A 2/1967 Williams  
3,561,549 A 2/1971 Garrison et al.  
4,465,147 A 8/1984 Feenstra et al.  
4,485,879 A 12/1984 Kamp et al.  
4,638,873 A 1/1987 Welborn  
4,729,438 A 3/1988 Walker et al.  
4,848,490 A 7/1989 Anderson  
4,984,633 A 1/1991 Langer et al.  
5,050,692 A 9/1991 Beimgraben  
5,065,826 A 11/1991 Kruger et al.  
5,423,389 A 6/1995 Warren et al.  
5,836,406 A 11/1998 Schuh  
6,073,707 A 6/2000 Noe et al.  
6,244,796 B1 6/2001 Schuebel et al.  
6,695,080 B2 2/2004 Presley et al.

(Continued)

**OTHER PUBLICATIONS**

Baker Hughs Incorporated; "Navi-Drill Motor Handbook"; revised Jan. 2017 [206 pages].

(Continued)

*Primary Examiner* — Darlington Ly

(74) *Attorney, Agent, or Firm* — Michael S. McCoy; Amatong McCoy LLC

(57) **CLAIM**

The ornamental design for a directional drilling assembly, as shown and described.

**DESCRIPTION**

FIG. 1 is a front elevation view of a directional drilling assembly showing our new design; FIG. 2 is a left side elevation view thereof; FIG. 3 is a right side elevation view thereof; and, FIG. 4 is a rear elevation view thereof. Broken lines in FIGS. 1-6 are for environmental purposes only and form no part of the claimed design.

**1 Claim, 1 Drawing Sheet**



(56)

References Cited

U.S. PATENT DOCUMENTS

6,722,453 B1 4/2004 Crooks  
 D508,061 S 8/2005 Kotala  
 D525,634 S 7/2006 Kotala  
 D547,778 S 7/2007 Hodges  
 7,650,952 B2 1/2010 Evans et al.  
 8,162,081 B2 4/2012 Ballard et al.  
 8,336,645 B2 12/2012 Robson et al.  
 8,381,843 B1 2/2013 Lamontagne  
 D710,174 S \* 8/2014 Moss ..... D8/70  
 D710,175 S \* 8/2014 Moss ..... D8/70  
 D710,176 S \* 8/2014 Santamarina ..... D8/70  
 D713,706 S \* 9/2014 Jing ..... D15/140  
 D717,626 S \* 11/2014 Dickrede ..... D8/70  
 D719,196 S 12/2014 Burca  
 D731,277 S \* 6/2015 Manwaring ..... D8/70  
 D732,364 S \* 6/2015 Rinaldis ..... D8/70  
 9,151,119 B1 10/2015 Smith  
 9,163,460 B2 10/2015 Isenhour et al.  
 D777,811 S 1/2017 Winiger  
 D786,645 S \* 5/2017 Svendsen ..... D15/139  
 D793,831 S \* 8/2017 Russell ..... D8/70  
 D793,832 S \* 8/2017 Russell ..... D8/70  
 D793,833 S \* 8/2017 Russell ..... D8/70  
 D813,003 S \* 3/2018 Chang ..... D8/70  
 D816,745 S 5/2018 Hori et al.  
 9,963,938 B2 5/2018 Foote et al.  
 D827,000 S 8/2018 VanLue  
 D837,272 S 1/2019 Hewitt et al.  
 2005/0241858 A1 11/2005 Eppink et al.

2007/0056773 A1 3/2007 Booth  
 2009/0114448 A1 5/2009 Laird et al.  
 2012/0255786 A1 10/2012 Isenhour  
 2014/0131111 A1 5/2014 Desmette et al.

OTHER PUBLICATIONS

Cobra Downhole Motors; "Motor Manual" dated Feb. 2016 [126 pages].  
 National Oilwell Varco; "Drilling Motors", 2011 [20 pages].  
 Schlumberger; "Powerpak, Steerable Motor Handbook", 2004 [204 pages].  
 Spatz, et al.; U.S. Appl. No. 29/616,762, filed Sep. 8, 2017 [3 pages].  
 Spatz, et al.; U.S. Appl. No. 29/616,766, filed Sep. 8, 2017 [3 pages].  
 Spatz, et al.; U.S. Appl. No. 29/616,768, filed Sep. 8, 2017 [3 pages].  
 Spatz, et al.; U.S. Appl. No. 29/616,772, filed Sep. 8, 2017 [3 pages].  
 Spatz, et al.; U.S. Appl. No. 29/616,773, filed Sep. 8, 2017 [3 pages].  
 Spatz, et al.; U.S. Appl. No. 29/616,776, filed Sep. 8, 2017 [3 pages].  
 Tomahawk Downhole, L.L.C.; "The Cutting Edge in Mud Motors and Mud Motor Components, Motor Handbook" Rev. 7, 2011 [79 pages].  
 Wenzel Downhole Tools; "Motor Handbook", 4th Edition Ver. 1.0a; Issue Date, Dec. 23, 2013 [135 pages].

\* cited by examiner

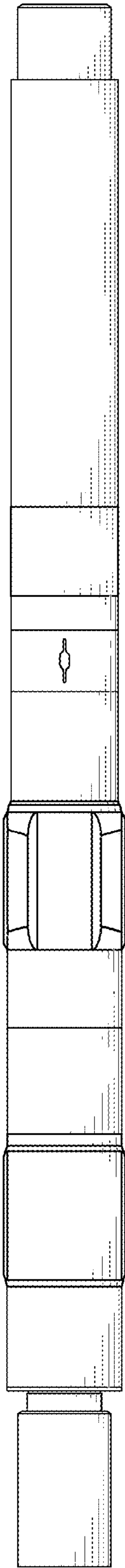


FIG. 1

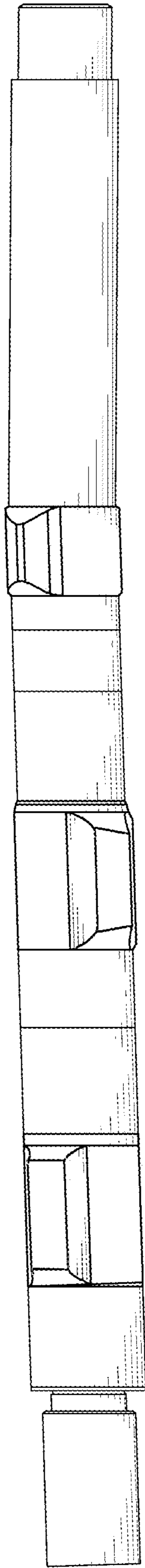


FIG. 2

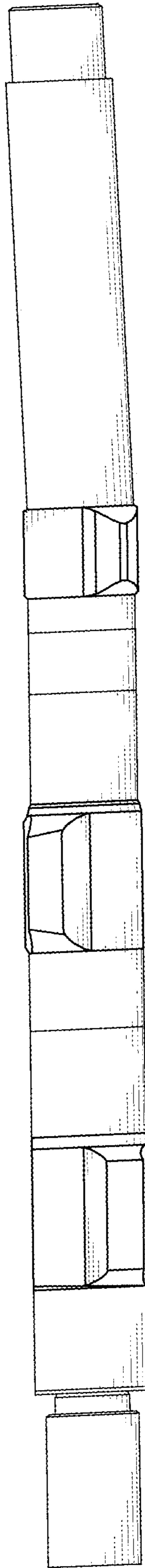


FIG. 3

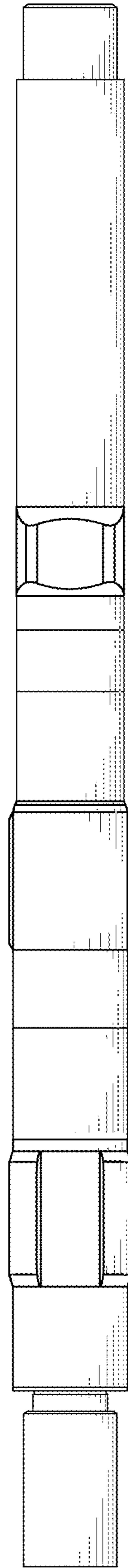


FIG. 4

UNITED STATES PATENT AND TRADEMARK OFFICE  
**CERTIFICATE OF CORRECTION**

PATENT NO. : D889,231 S  
APPLICATION NO. : 29/701180  
DATED : July 7, 2020  
INVENTOR(S) : Edward C. Spatz et al.

Page 1 of 1

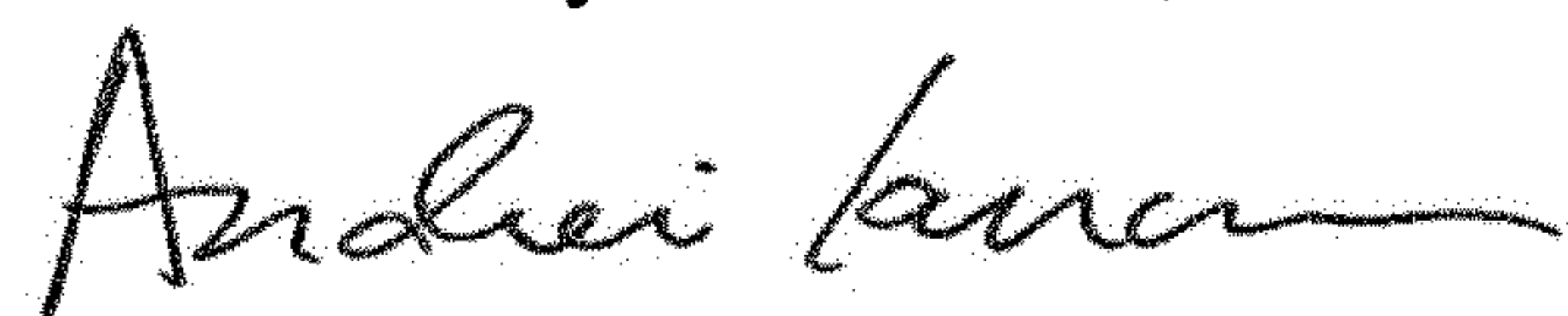
It is certified that error appears in the above-identified patent and that said Letters Patent is hereby corrected as shown below:

On the Title Page

In (Description)

Delete "Broken lines in FIGS. 1-6 are for environmental purposes only and form no part of the claimed design."

Signed and Sealed this  
Sixth Day of October, 2020



Andrei Iancu  
*Director of the United States Patent and Trademark Office*