



US00D889205S

(12) **United States Design Patent**
Said

(10) **Patent No.:** **US D889,205 S**
(45) **Date of Patent:** **** Jul. 7, 2020**

- (54) **FOLDING CUP**
- (71) Applicant: **Mohamed Said**, Stockholm (SE)
- (72) Inventor: **Mohamed Said**, Stockholm (SE)
- (**) Term: **15 Years**
- (21) Appl. No.: **29/649,403**
- (22) Filed: **May 30, 2018**
- (51) **LOC (12) Cl.** **07-01**
- (52) **U.S. Cl.**
USPC **D7/523**
- (58) **Field of Classification Search**
USPC D7/510, 601, 602, 538, 540, 550.1,
D7/552.1, 554.3, 554.4; D9/414-433,
D9/444-445, 456, 519, 529, 560, 715,
D9/718, 748; D3/203, 202, 207, 210
CPC B65D 5/00; B65D 5/0015; B65D 5/0045;
B65D 5/018; B65D 5/40; B65D 5/2033;
B65D 1/22; B65D 1/225; B65D 1/24;
B65D 1/34; B65D 1/38
See application file for complete search history.

- 5,531,375 A * 7/1996 Palm B65D 5/029
229/137
- 5,558,272 A * 9/1996 Magister B65D 5/06
229/109
- D387,984 S * 12/1997 Magister D9/430
- D402,197 S * 12/1998 Poulin D9/712
- D442,862 S * 5/2001 Beutler D9/430
- D534,071 S * 12/2006 Hoff D9/430
- D534,424 S * 1/2007 Ellman D9/430

(Continued)

Primary Examiner — Susan E Krakower
Assistant Examiner — Andrew Kerr

(57) **CLAIM**

The ornamental design for a folding cup, substantially as shown and described.

DESCRIPTION

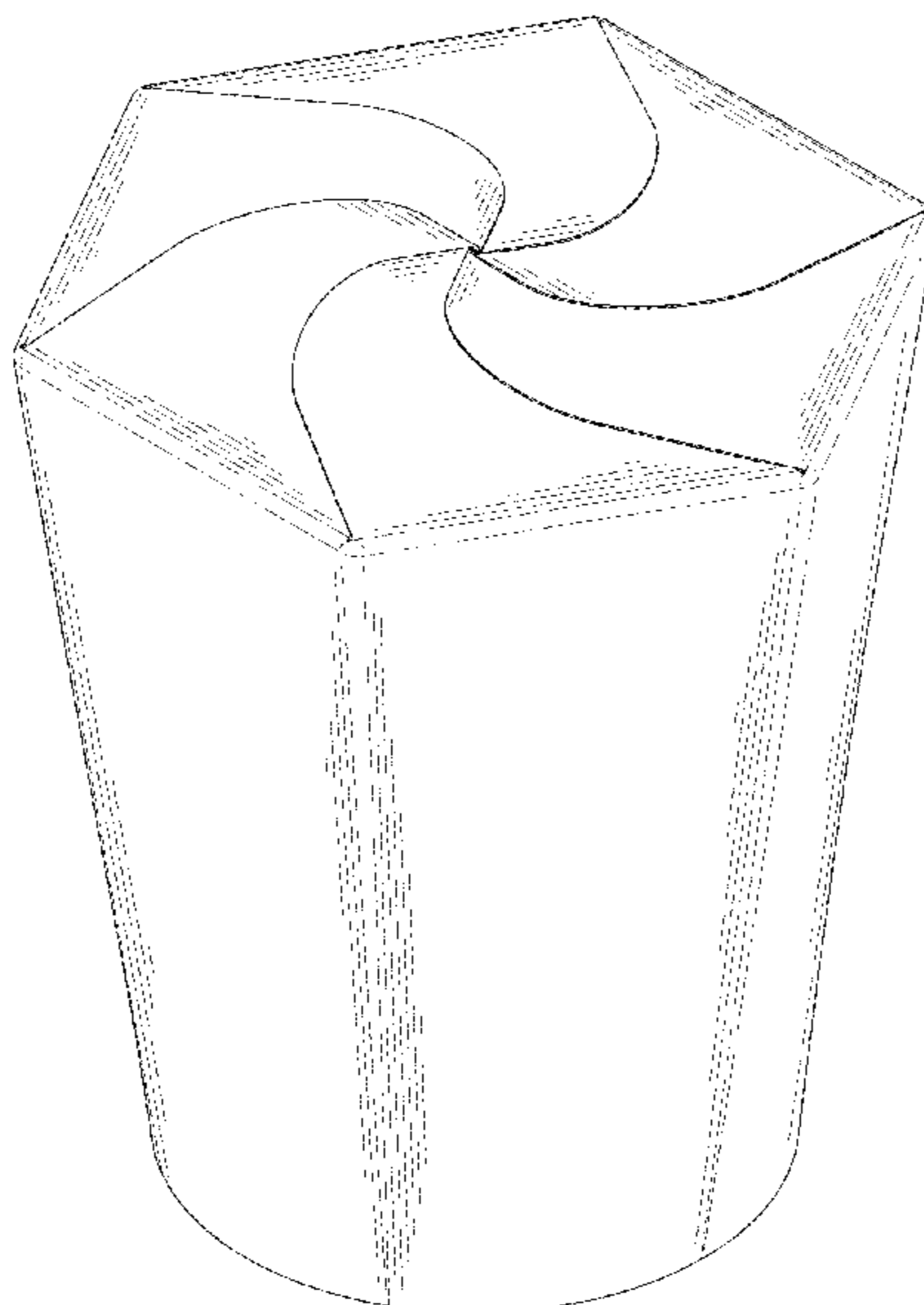
FIG. 1 is a top and front perspective view of a folding cup showing my new design;
 FIG. 2 is a front elevational view of the folding cup thereof, the rear elevational view being an identical image thereof;
 FIG. 3 is a left side elevational view of the folding cup thereof, the right side elevational view being an identical image thereof;
 FIG. 4 is a top plan view of the folding cup thereof;
 FIG. 5 is a bottom plan view of the folding cup thereof;
 FIG. 6 is a top and front perspective view of the folding cup thereof in a partially opened state;
 FIG. 7 is a front plan view of the folding cup thereof in the partially opened state, the rear elevational view being an identical image thereof;
 FIG. 8 is a left side elevational view of the folding cup thereof in the partially opened state, the right side elevational view being an identical image thereof;
 FIG. 9 is a top plan view of the folding cup thereof in the partially opened state; and,
 FIG. 10 is a bottom plan view of the folding cup thereof in the partially opened state.

(56) **References Cited**

U.S. PATENT DOCUMENTS

- 727,723 A * 5/1903 Webb B65D 5/0254
229/153
- 2,013,691 A * 9/1935 Martinson A47G 19/26
312/137
- D256,219 S * 8/1980 Miyazaki 150/150
- 4,260,101 A * 4/1981 Webinger B65D 5/2033
229/101
- D272,130 S * 1/1984 Miyazaki D9/431
- 4,795,082 A * 1/1989 Fujihara B65D 5/06
229/109
- 4,850,528 A * 7/1989 Hanus B65D 3/04
229/138
- 4,930,680 A * 6/1990 Hanus B65D 5/06
229/110

1 Claim, 10 Drawing Sheets



(56)

References Cited

U.S. PATENT DOCUMENTS

D582,266	S	*	12/2008	Helms, Jr.	D9/430
D588,453	S	*	3/2009	Glade	D9/430
D589,344	S	*	3/2009	Lang	D9/431
D616,301	S	*	5/2010	Stephens	D9/430
D617,183	S	*	6/2010	Stephens	D9/430
D620,792	S	*	8/2010	Shaikh	D9/430
D620,793	S	*	8/2010	Stephens	D9/430
D708,059	S	*	7/2014	Hickey	D9/435
D727,722	S	*	4/2015	Beland	D9/430
D764,278	S	*	8/2016	Tulin	D9/430
9,434,504	B2	*	9/2016	Fisher	B65D 47/243
D775,946	S	*	1/2017	Ghini	D9/430
D792,758	S	*	7/2017	Olayiwola	D9/418
D798,707	S	*	10/2017	Mayer	D9/431
D860,710	S	*	9/2019	Eom	D7/354
2008/0223912	A1	*	9/2008	Ayats Ardite	B65D 5/56 229/141

* cited by examiner

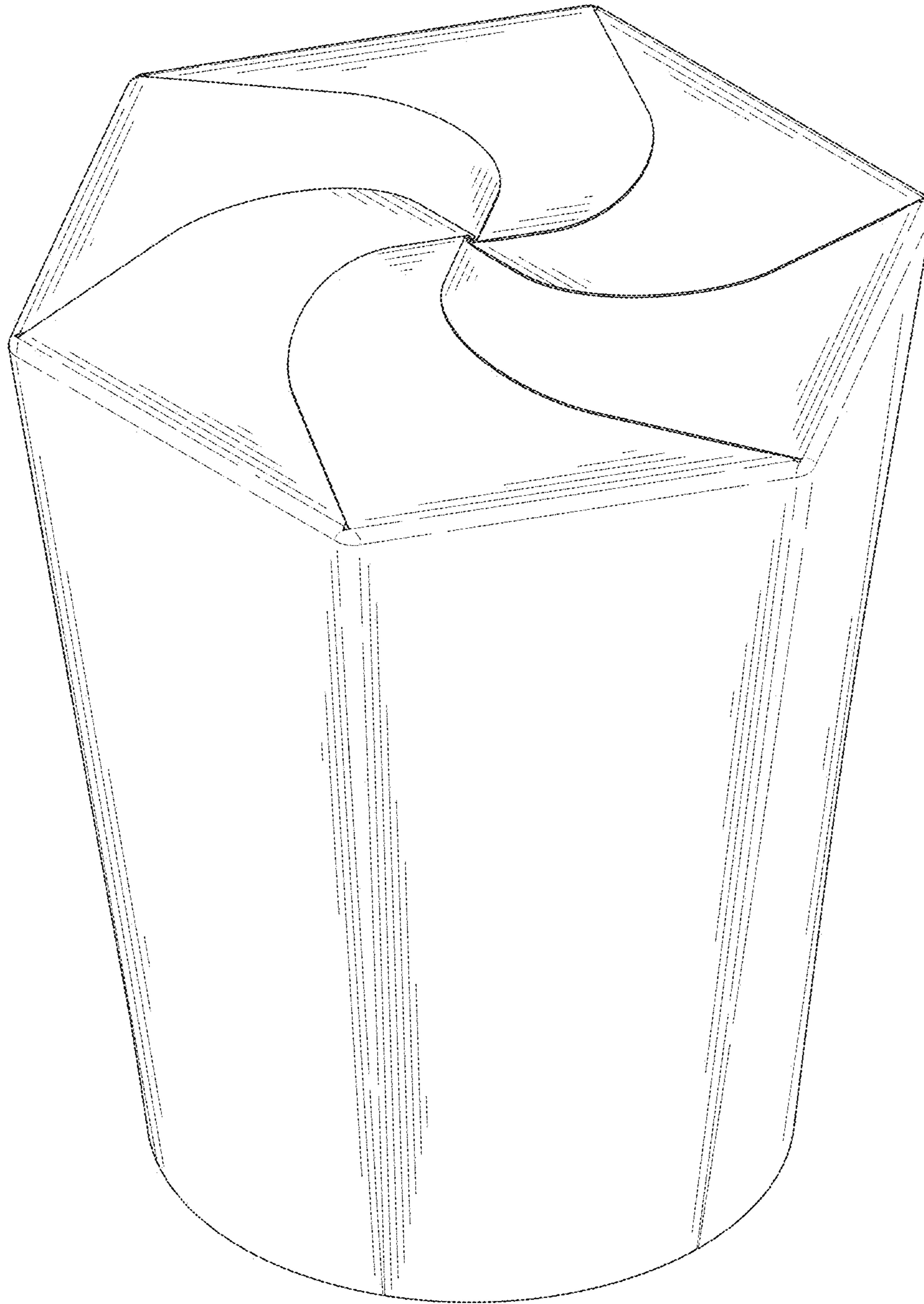


FIG. 1




FIG. 2

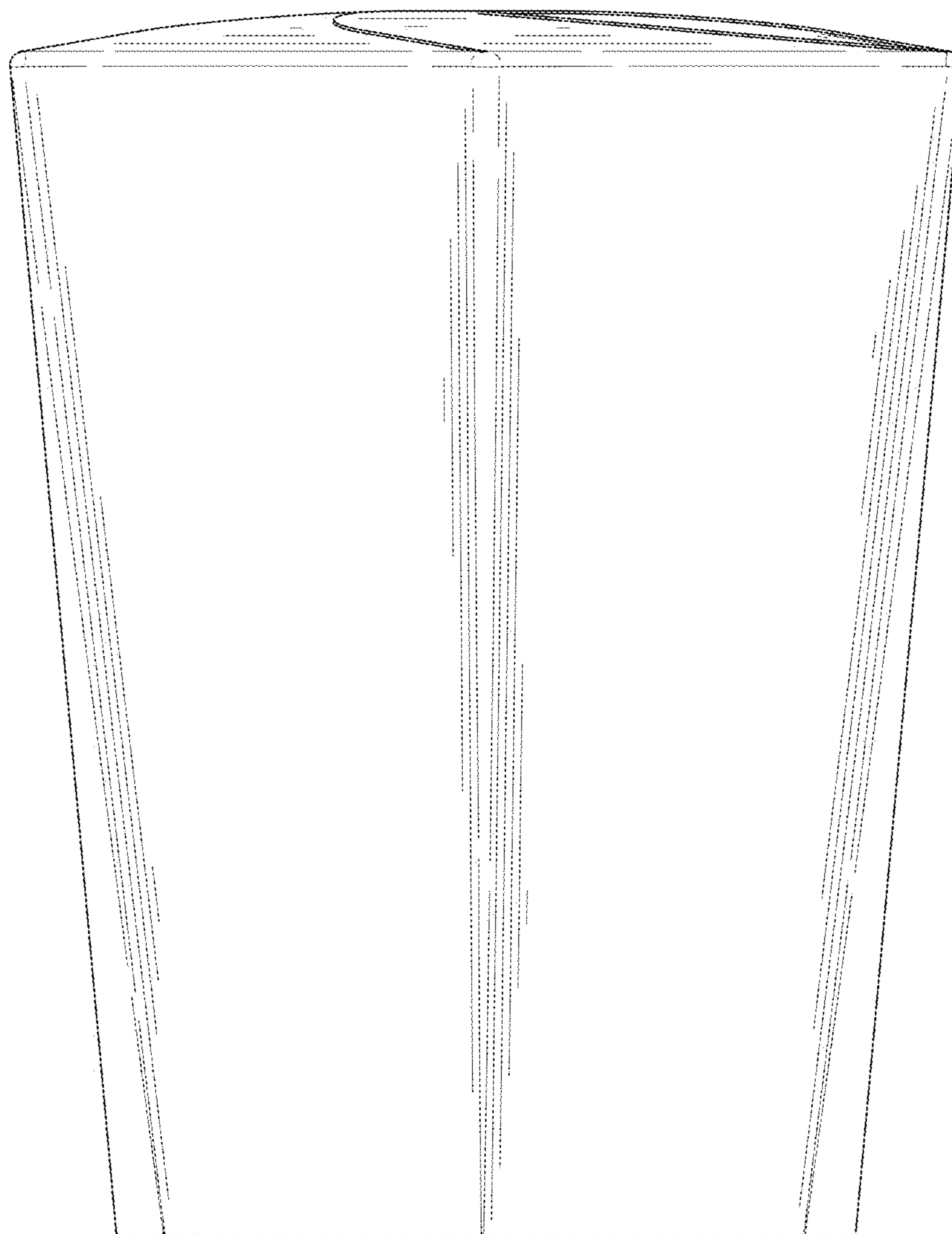


FIG. 3

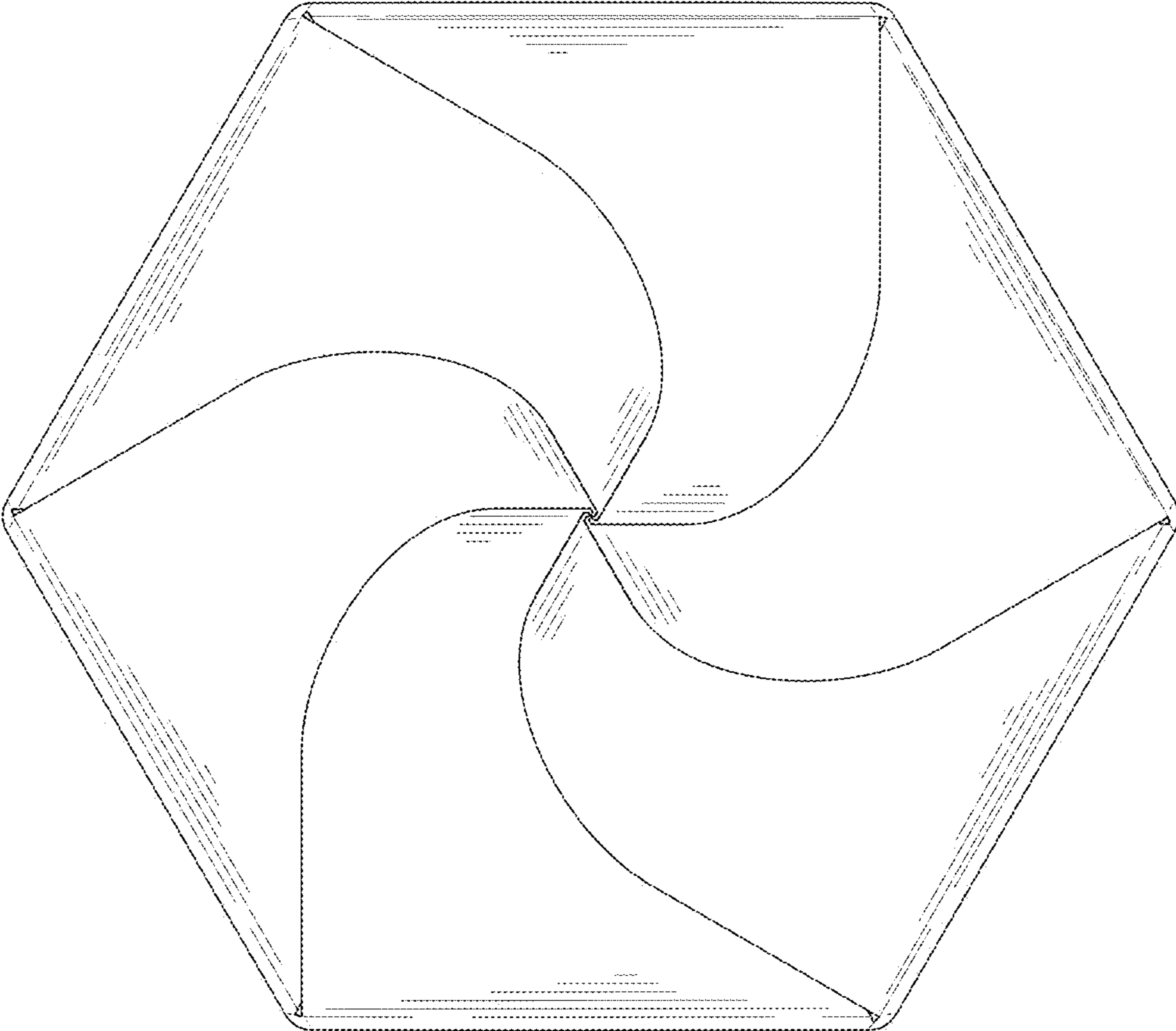


FIG. 4

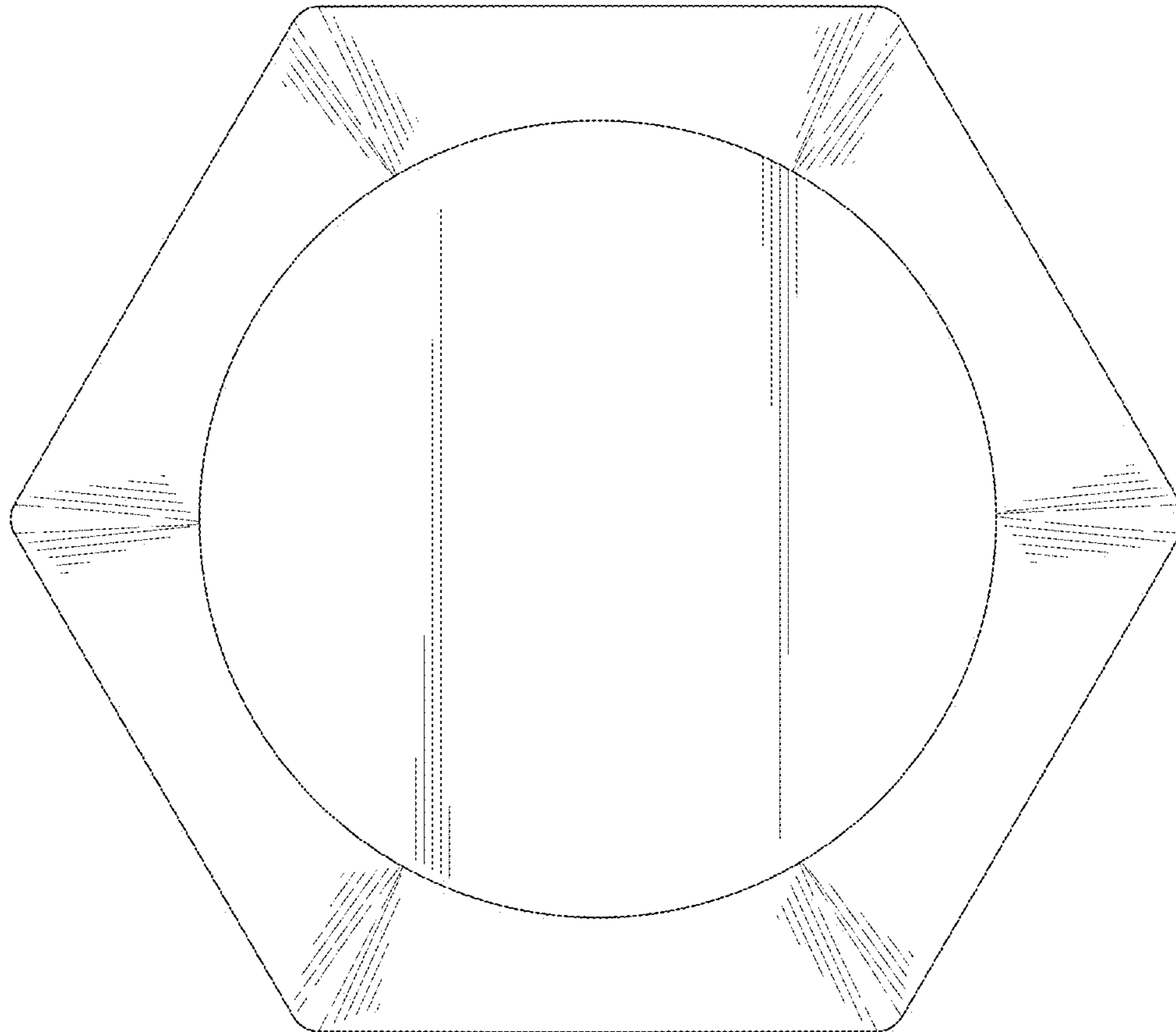


FIG. 5

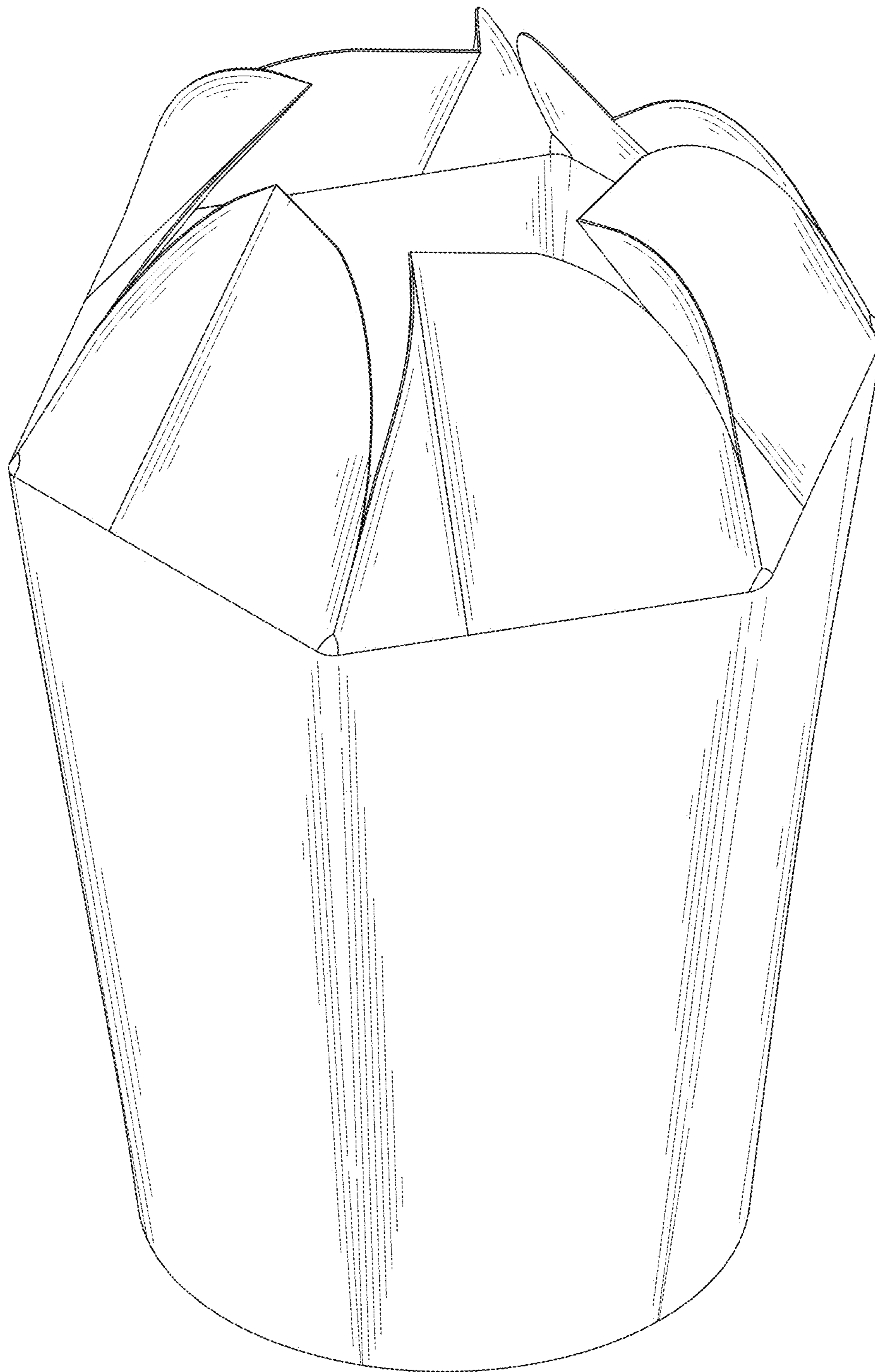


FIG. 6

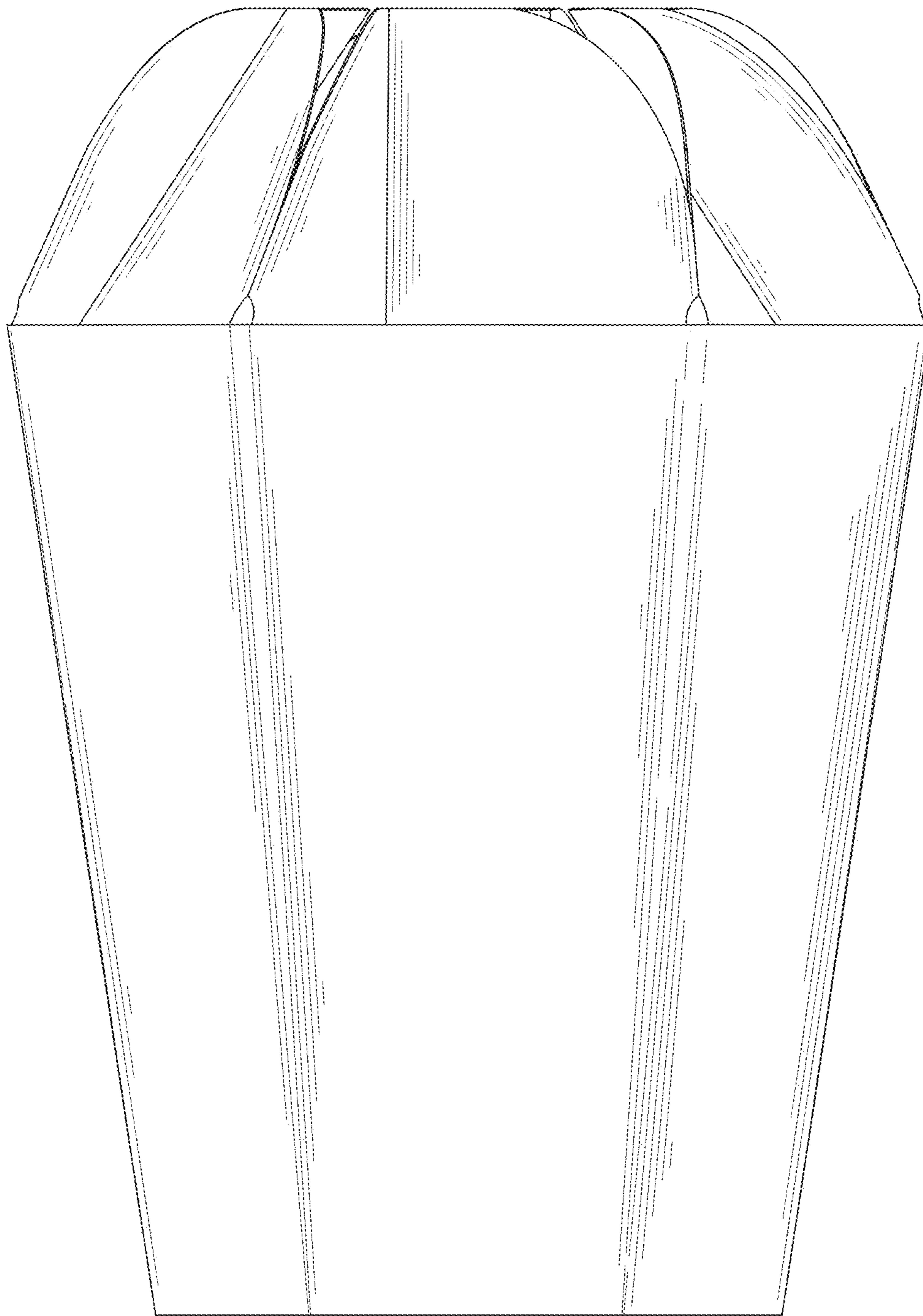


FIG. 7

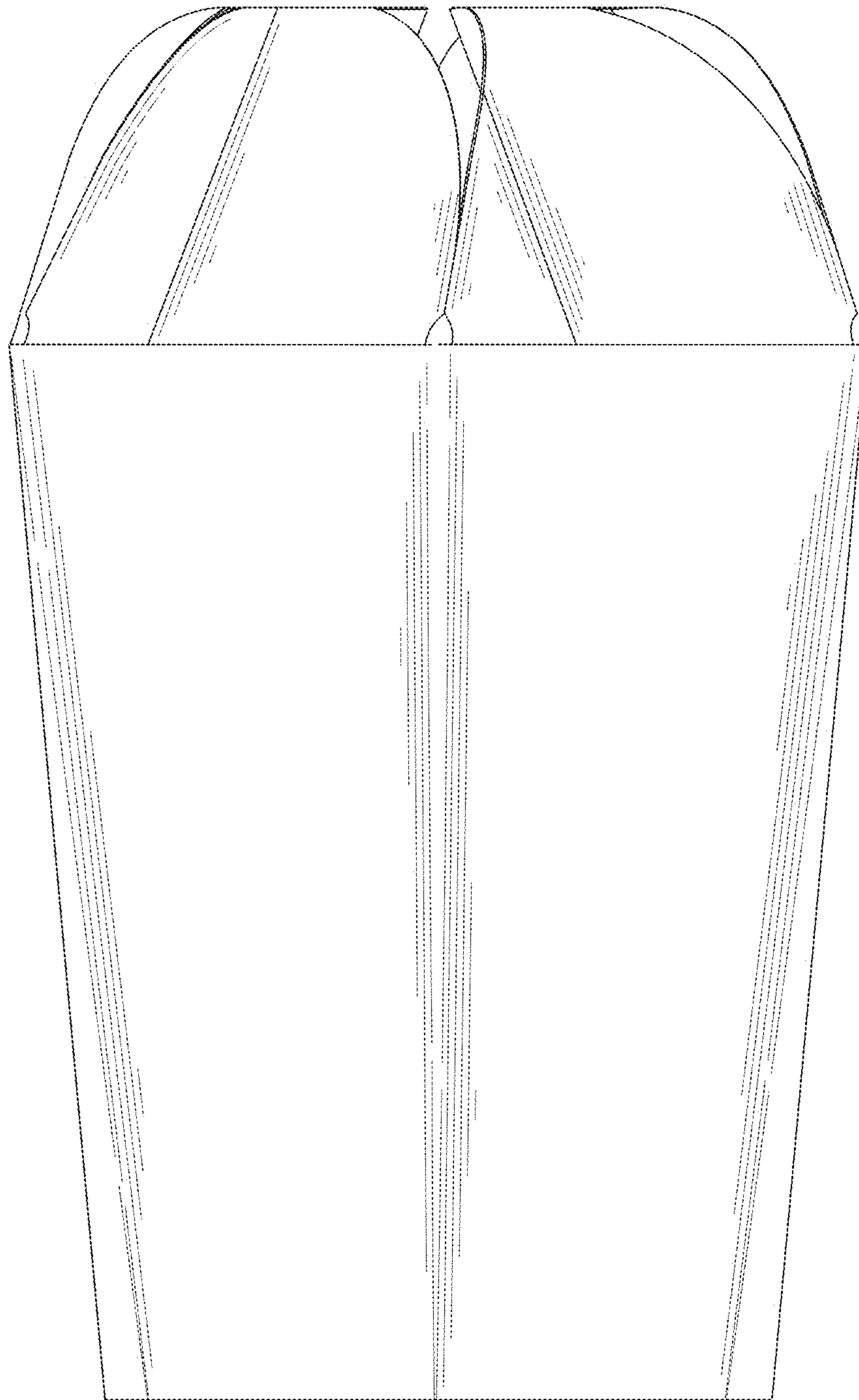


FIG. 8

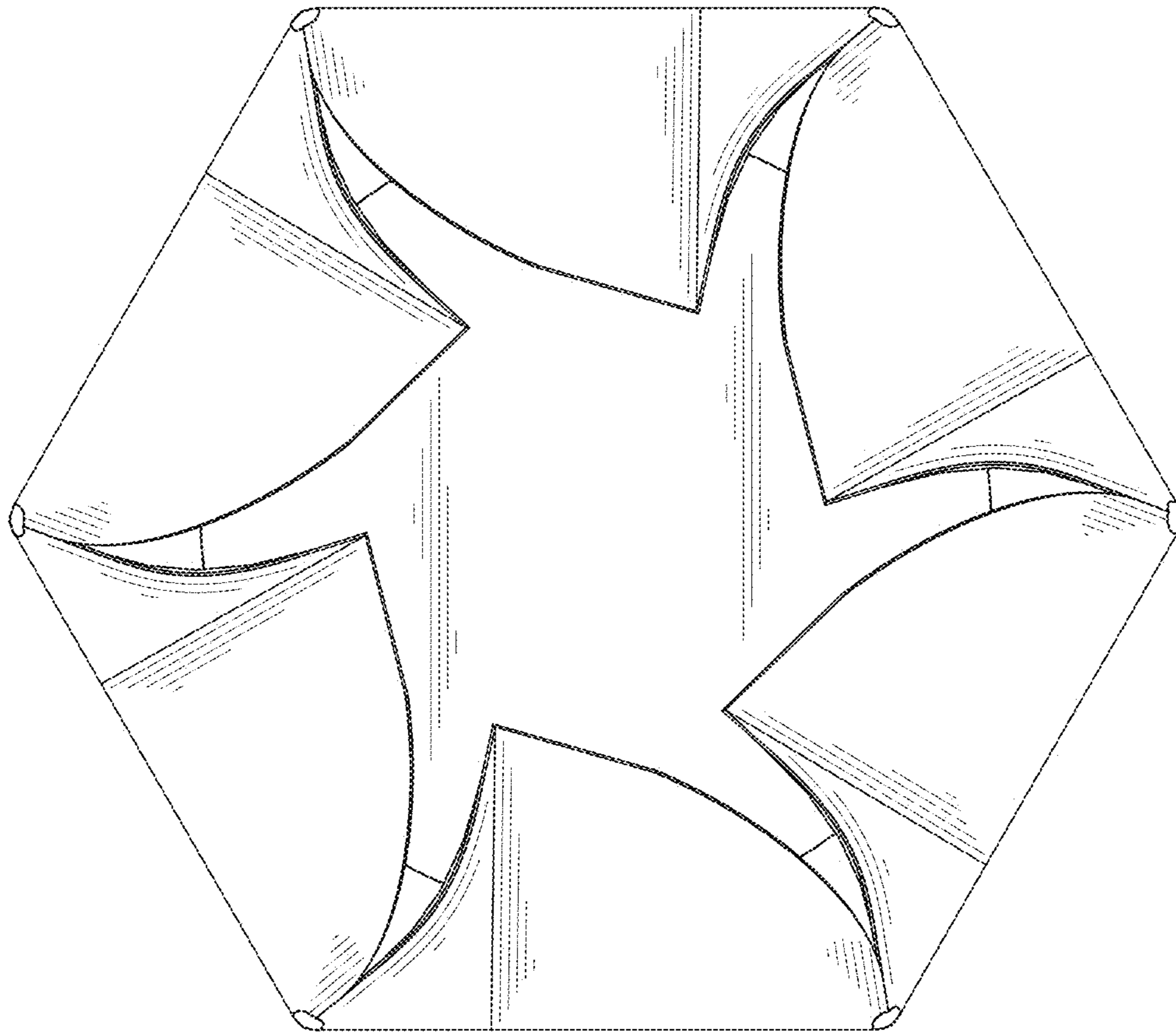


FIG. 9

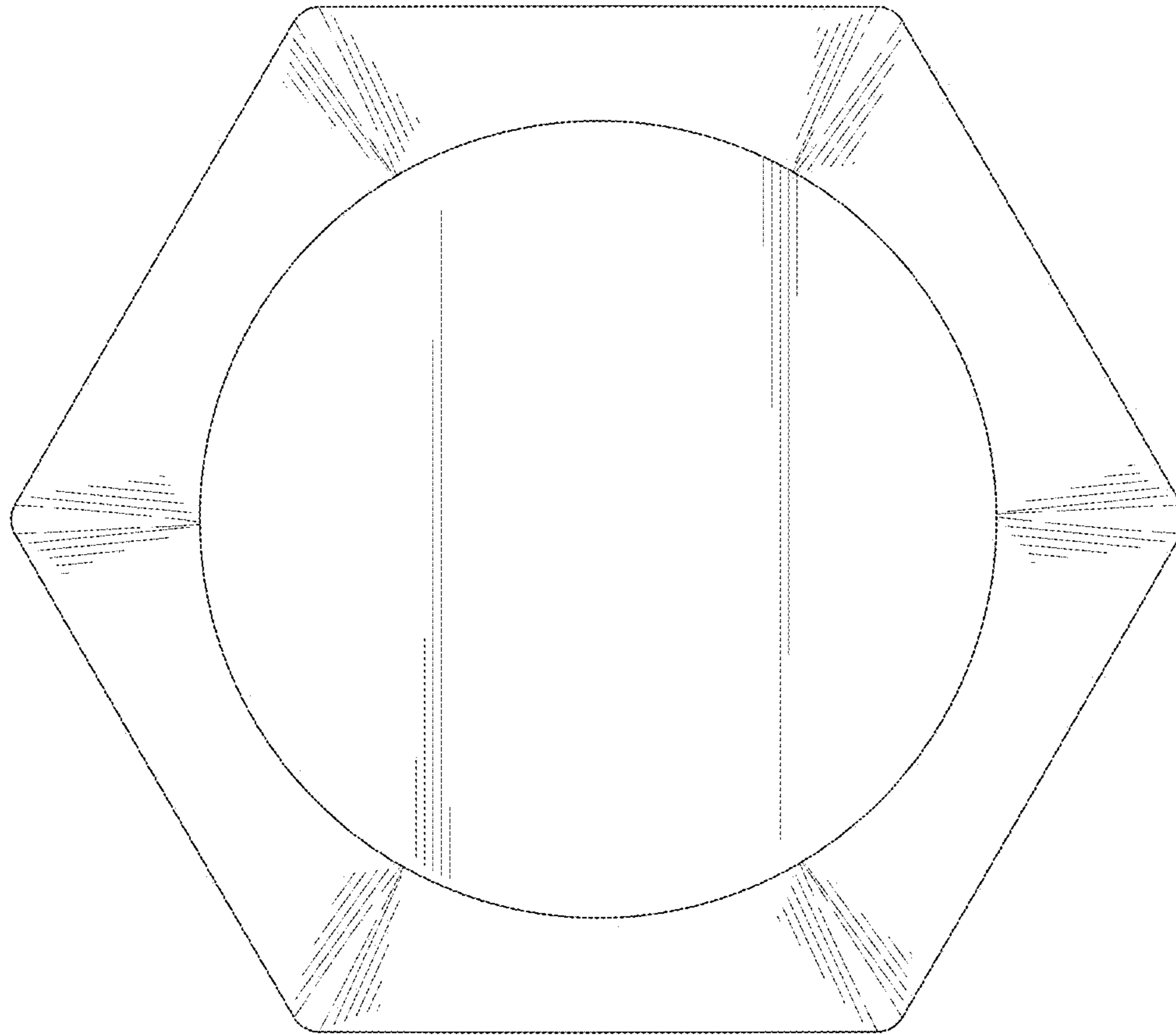


FIG. 10