



US00D889202S

(12) **United States Design Patent**
Kent

(10) **Patent No.:** **US D889,202 S**
(45) **Date of Patent:** **** Jul. 7, 2020**

- (54) **DOUGH PRESS INSERT**
- (71) Applicant: **Blaze Pizza, LLC**, Pasadena, CA (US)
- (72) Inventor: **Bradford Kent**, Pasadena, CA (US)
- (73) Assignee: **Blaze Pizza, LLC**, Pasadena, CA (US)
- (**) Term: **15 Years**
- (21) Appl. No.: **29/684,258**
- (22) Filed: **Mar. 19, 2019**
- (51) **LOC (12) Cl.** **07-02**
- (52) **U.S. Cl.**
USPC **D7/409**
- (58) **Field of Classification Search**
USPC D7/323, 332, 335-337, 354-355,
D7/359-364, 387-388, 402, 407-409
CPC A21B 2/00; A21B 3/00; A21B 3/13; A21B
3/15; A21B 5/00; A21B 5/02; A23N
12/06; A23N 12/08; A23N 12/10; A47J
27/04; A47J 27/13; A47J 33/00; A47J
37/00; A47J 37/04; A47J 37/041; A47J
37/042; A47J 37/06; A47J 37/0688; A47J
37/0694; A47J 37/07; A47J 37/0704;
A47J 37/0786; A47J 37/10; A47J 47/16;
A47J 47/20; A47J 2037/00; A47J
2037/06; A47J 2037/0611; A47J 2037/07;
A47J 2037/0786; A47J 2037/0795; B01F
13/002; F24C 1/02; F24C 15/10; F24C
15/12; F24C 15/14; F24C 15/16; F24C
15/164; F24C 15/18
See application file for complete search history.

D192,227 S *	2/1962	Theisen	D7/388
D282,706 S *	2/1986	DiFede	D7/407
D339,959 S *	10/1993	Eckman	D7/407
5,552,577 A *	9/1996	Su	A47J 27/04
			219/401
6,196,115 B1 *	3/2001	Tsao	A47J 27/13
			126/20
D679,943 S *	4/2013	Zhou	D7/402
D681,394 S *	5/2013	Parel	D7/409
D737,628 S *	9/2015	Stone	D7/409
D822,435 S *	7/2018	George	D7/409
10,278,538 B2 *	5/2019	Cammon	A47J 37/0704
2007/0199555 A1 *	8/2007	Gregory	F24C 1/02
			126/9 R

* cited by examiner

Primary Examiner — Ricky Pham
(74) *Attorney, Agent, or Firm* — Greenberg Traurig, LLP

(57) **CLAIM**

The ornamental design for a dough press insert, as shown and described.

DESCRIPTION

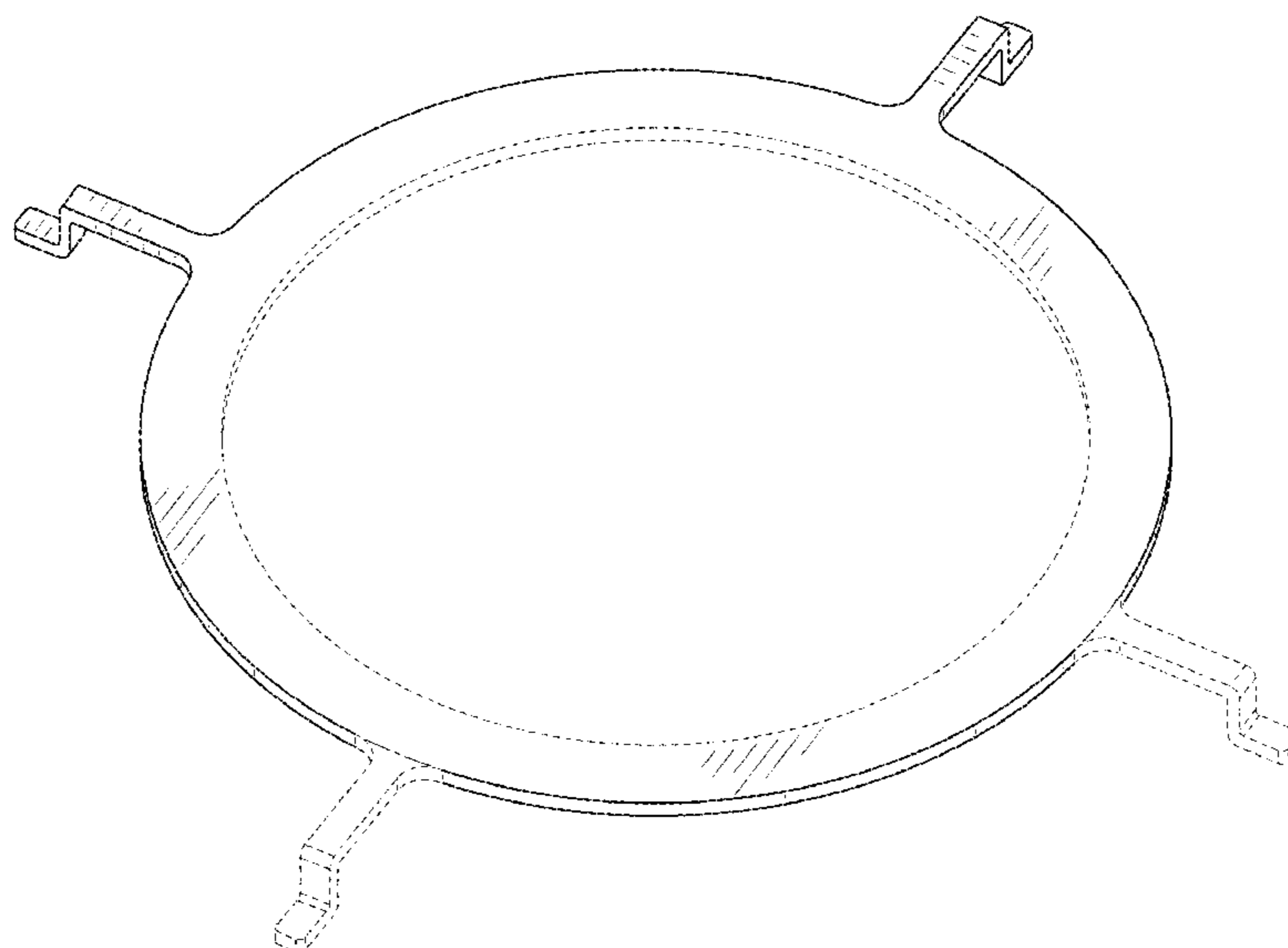
FIG. 1 is a top perspective view of a dough press insert showing my new design;
 FIG. 2 is a front view of the dough press insert shown in FIG. 1;
 FIG. 3 is a rear view of the dough press insert shown in FIG. 1;
 FIG. 4 is a left side view of the dough press insert shown in FIG. 1;
 FIG. 5 is a right side view of the dough press insert shown in FIG. 1;
 FIG. 6 is a top view of the dough press insert shown in FIG. 1; and,
 FIG. 7 is a bottom view of the dough press insert shown in FIG. 1.
 The broken lines in FIGS. 1-7 illustrate portions of the dough press insert that form no part of the claimed design.

1 Claim, 4 Drawing Sheets

(56) **References Cited**

U.S. PATENT DOCUMENTS

- 862,719 A * 8/1907 Davis F24C 15/10
126/215
- 915,310 A * 3/1909 Rickman B01F 13/002
366/282



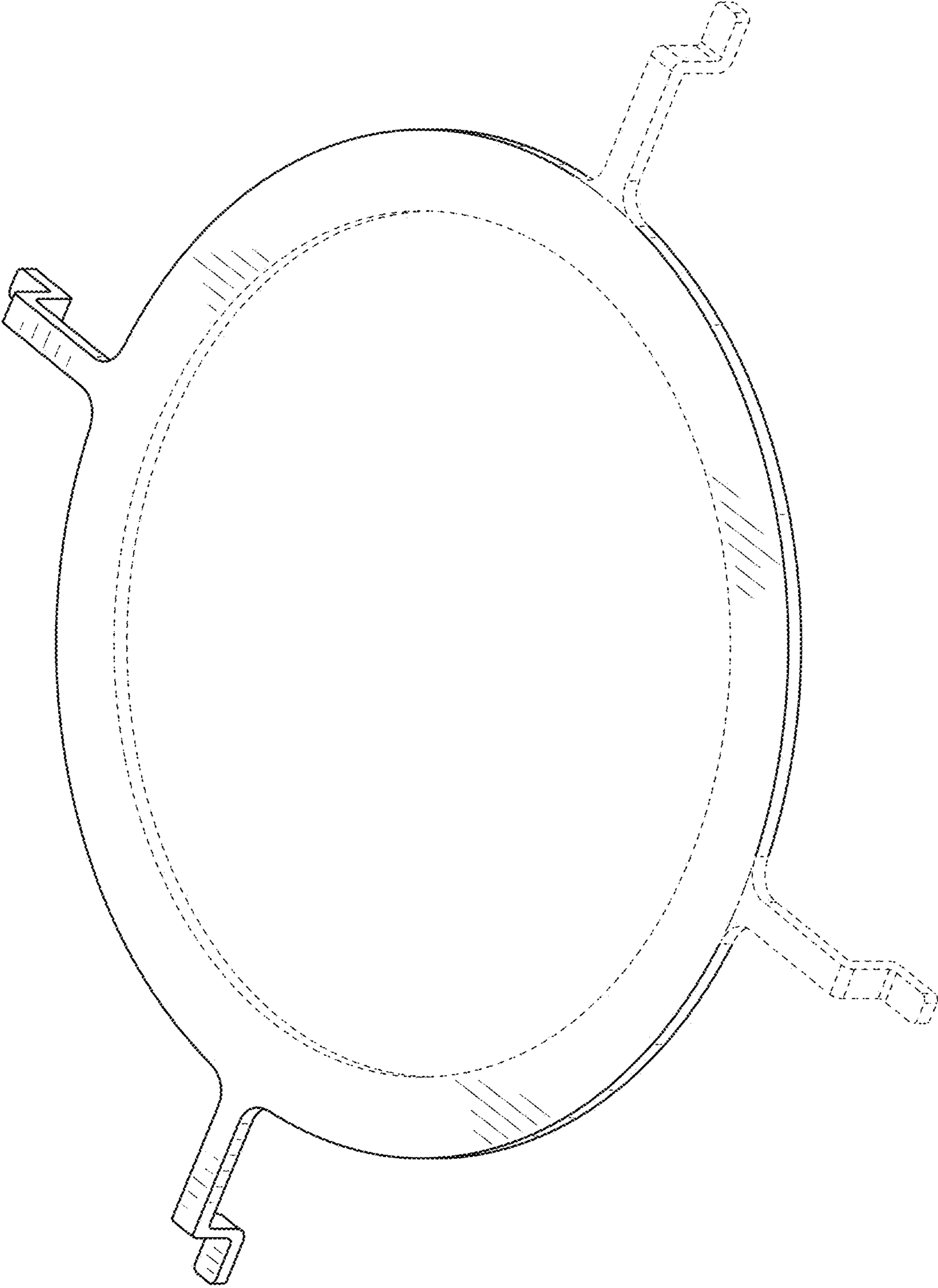


FIG. 1



FIG. 2




FIG. 3




FIG. 4




FIG. 5

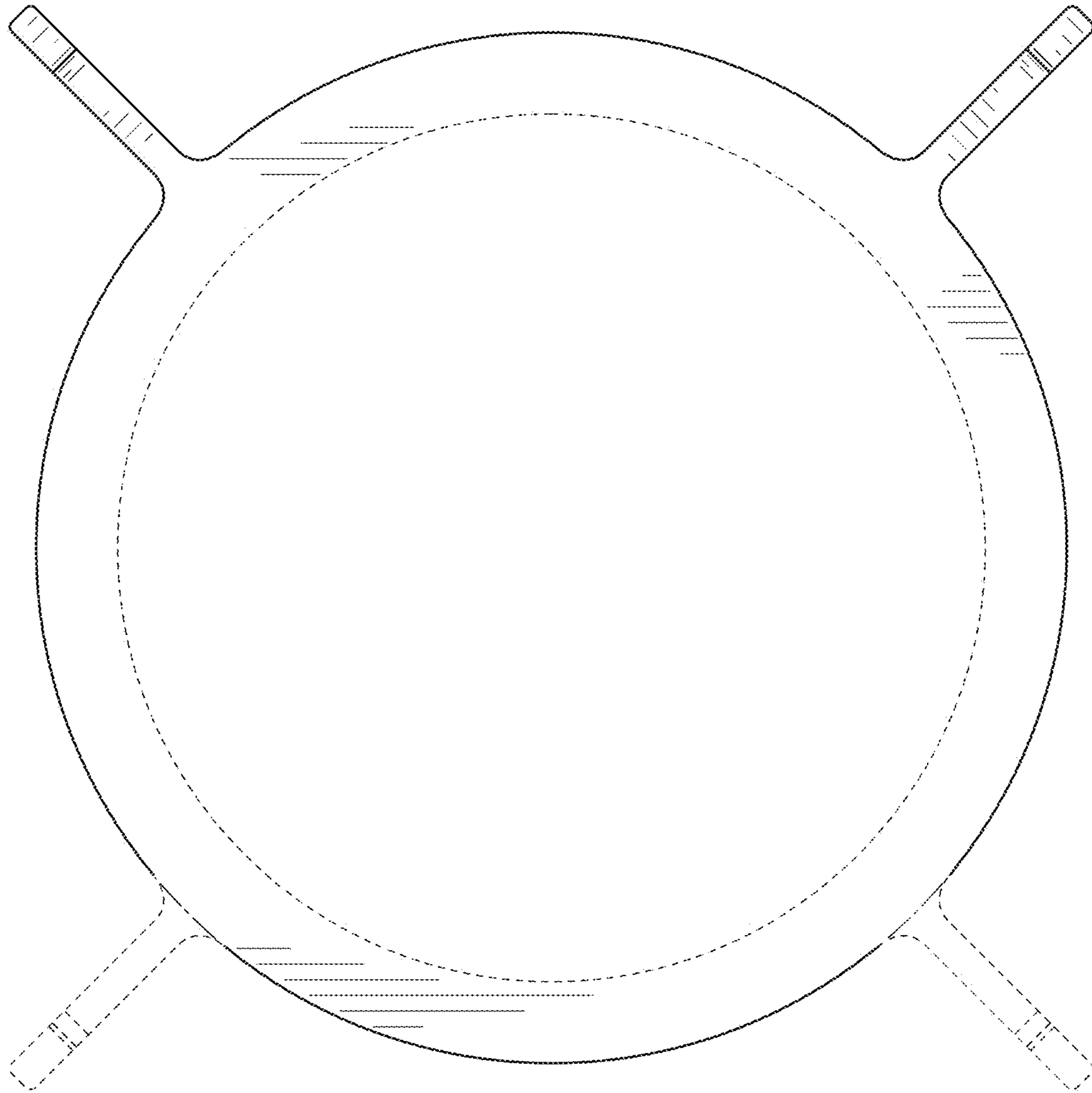


FIG. 6

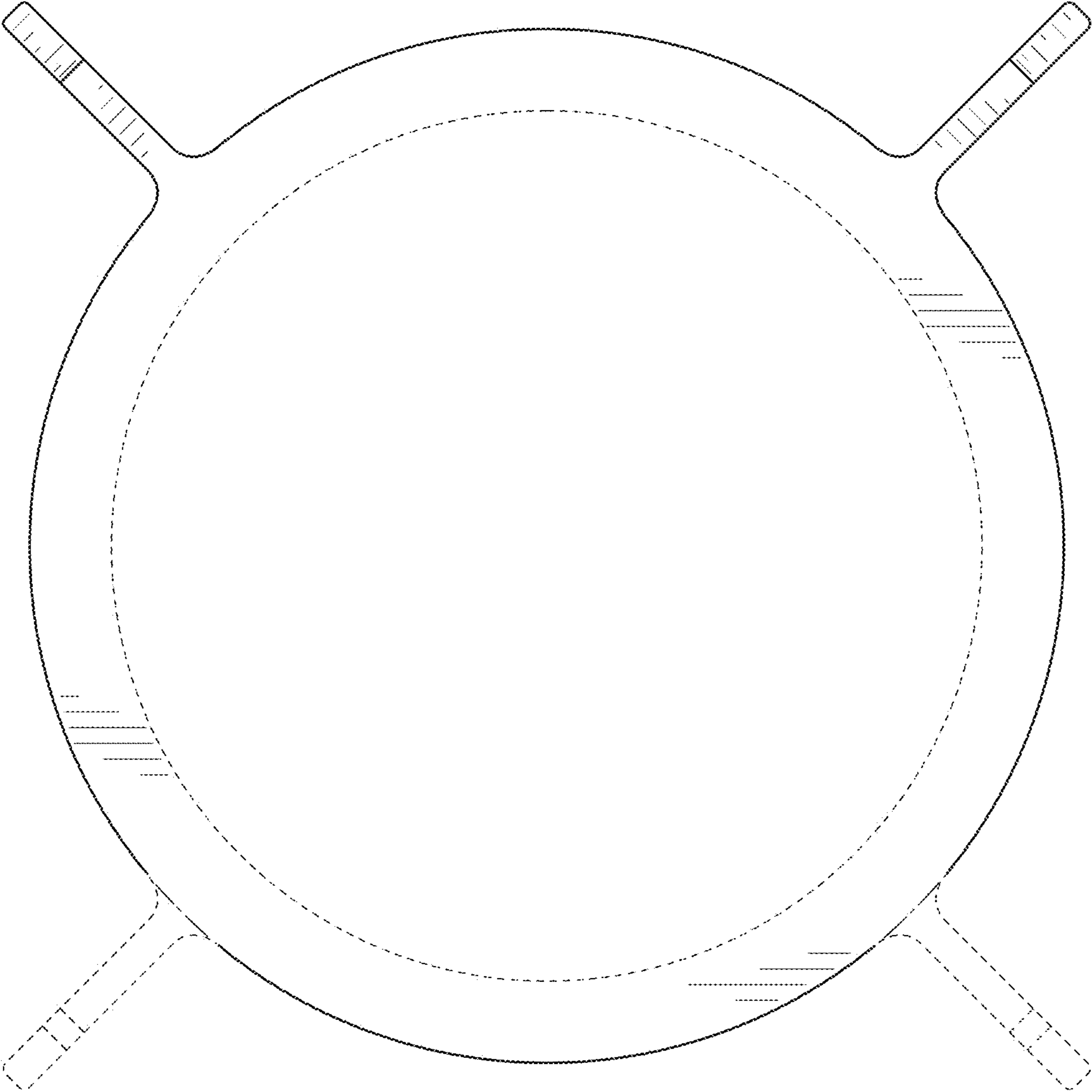


FIG. 7