



US00D889196S

(12) **United States Design Patent** (10) **Patent No.:** **US D889,196 S**
Elmore et al. (45) **Date of Patent:** **** Jul. 7, 2020**

(54) **COILED HANDLE**
(71) Applicants: **Billy Elmore**, South Pittsburg, TN (US); **Clint Miller**, South Pittsburg, TN (US)
(72) Inventors: **Billy Elmore**, South Pittsburg, TN (US); **Clint Miller**, South Pittsburg, TN (US)
(73) Assignee: **Lodge Manufacturing Company**, South Pittsburg, IN (US)

2,126,201 A * 8/1938 McCall F24C 15/024 16/434
D268,925 S * 5/1983 Williams D12/180
D421,304 S * 2/2000 Mariant D24/143
D429,099 S * 8/2000 Gibbens D6/718.31
D444,031 S * 6/2001 Levie D7/393
D445,301 S * 7/2001 Levie D7/395
D461,096 S * 8/2002 Hung D7/402
D477,746 S * 7/2003 Harris D7/395
D485,164 S * 1/2004 Gibbens D8/499
D555,461 S * 11/2007 Tincher D8/370
D681,980 S * 5/2013 DeFranks A47C 23/0438 D6/718.31

(Continued)

(**) Term: **15 Years**
(21) Appl. No.: **29/663,721**
(22) Filed: **Sep. 18, 2018**
(51) **LOC (12) Cl.** **07-99**
(52) **U.S. Cl.**
USPC **D7/393**
(58) **Field of Classification Search**
USPC D7/393-395, 398, 669, 688, 690;
D8/300, 303, 316, 367, 370, 382, 394,
D8/395; D3/328; D9/434, 443;
294/170, 171; 16/411
CPC .. A47J 37/07; A47J 45/06; A47J 45/07; A47J
45/10
See application file for complete search history.

OTHER PUBLICATIONS

Stove Spring Handle | posted at Amazon.com, review dated Dec. 11, 2018 © 1996-2020 Amazon.com, [online], [site visited May 4, 2020]. Available from Internet, <URL: https://www.amazon.com/Spring-Handle-Custom-Smoker-Firebox/dp/B07DLM3J74/> (Year: 2018).*

Primary Examiner — Susan E Krakower
Assistant Examiner — Andrew Kerr
(74) *Attorney, Agent, or Firm* — Stephen J. Stark; Miller & Martin PLLC

(57) **CLAIM**

The ornamental design for a coiled handle, as is shown and described.

(56) **References Cited**

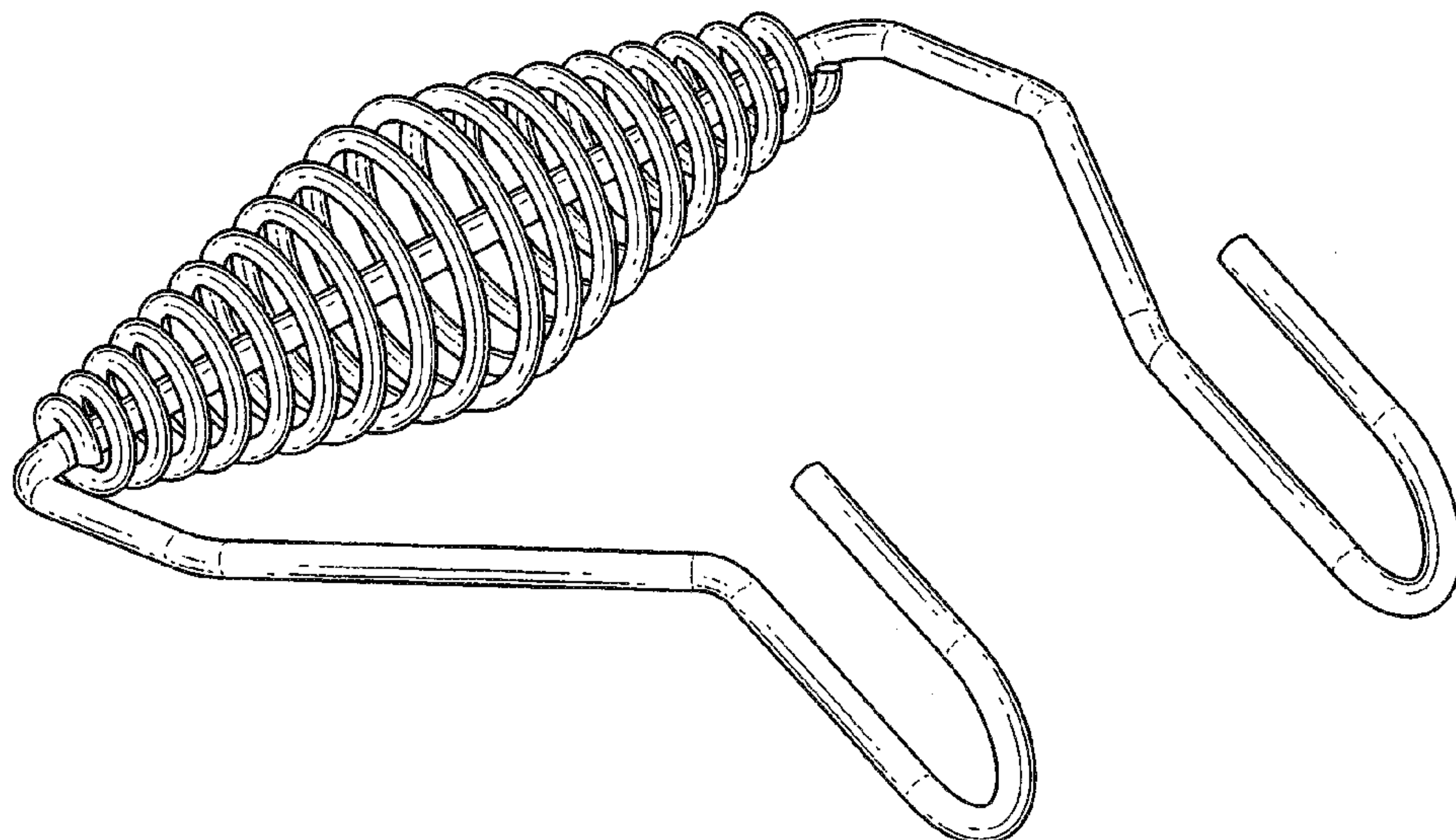
U.S. PATENT DOCUMENTS

561,100 A * 6/1896 Fanner A47J 45/061 16/434
1,076,167 A * 10/1913 Smith A47J 37/10 126/390.1
1,389,102 A * 8/1921 Romo, Jr. A47J 45/10 294/33
1,627,005 A * 5/1927 Allen A47J 36/00 220/203.29
2,022,449 A * 11/1935 Wolkow A45D 2/002 16/434

DESCRIPTION

FIG. 1 is a perspective view of a coiled handle, showing our new design;
FIG. 2 is a right side elevational view thereof, a left side elevational view being a mirror image;
FIG. 3 is a front elevational view thereof;
FIG. 4 is a rear elevational view thereof;
FIG. 5 is a top plan view thereof; and,
FIG. 6 is a bottom plan view thereof.

1 Claim, 6 Drawing Sheets



(56)

References Cited

U.S. PATENT DOCUMENTS

D712,240 S *	9/2014	Bracegirdle	D8/384
D739,720 S *	9/2015	Van Riper	D8/394
D754,467 S *	4/2016	Misner	D7/352
D790,293 S *	6/2017	Borovicka	D7/688
D861,418 S *	10/2019	Whitehead	D7/394

* cited by examiner

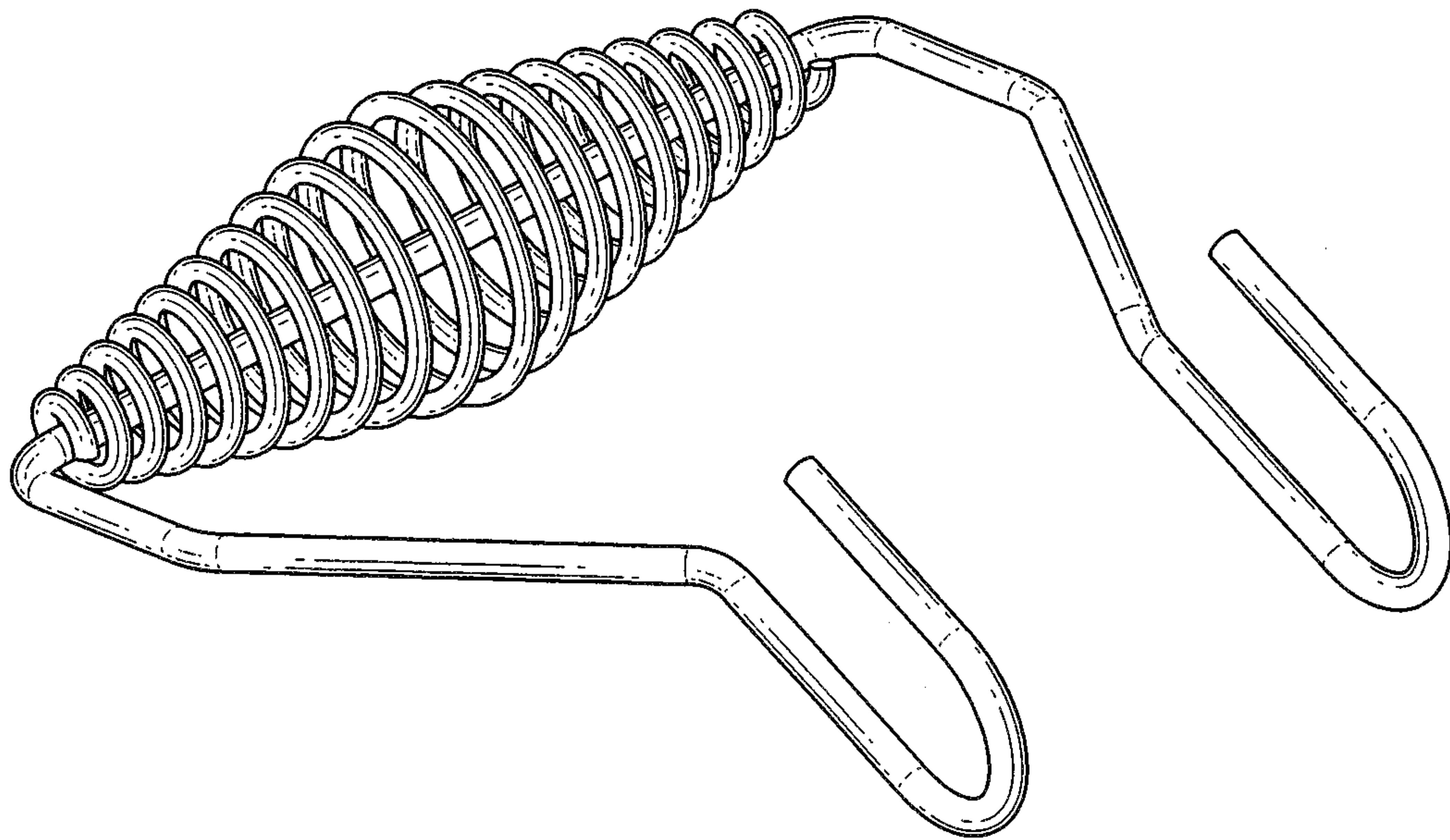


FIG. 1

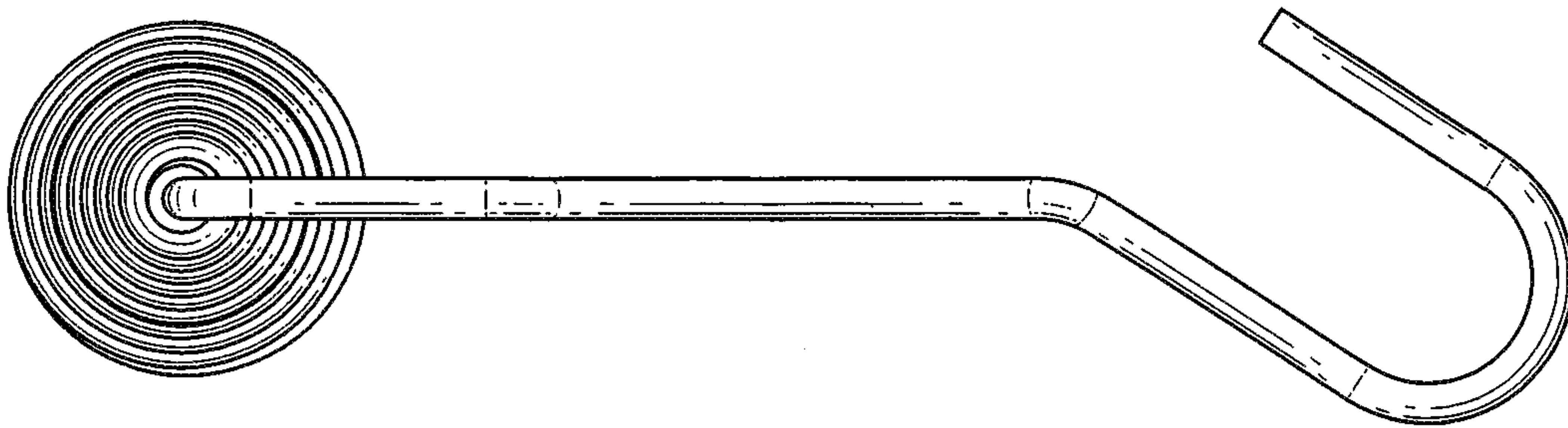


FIG. 2

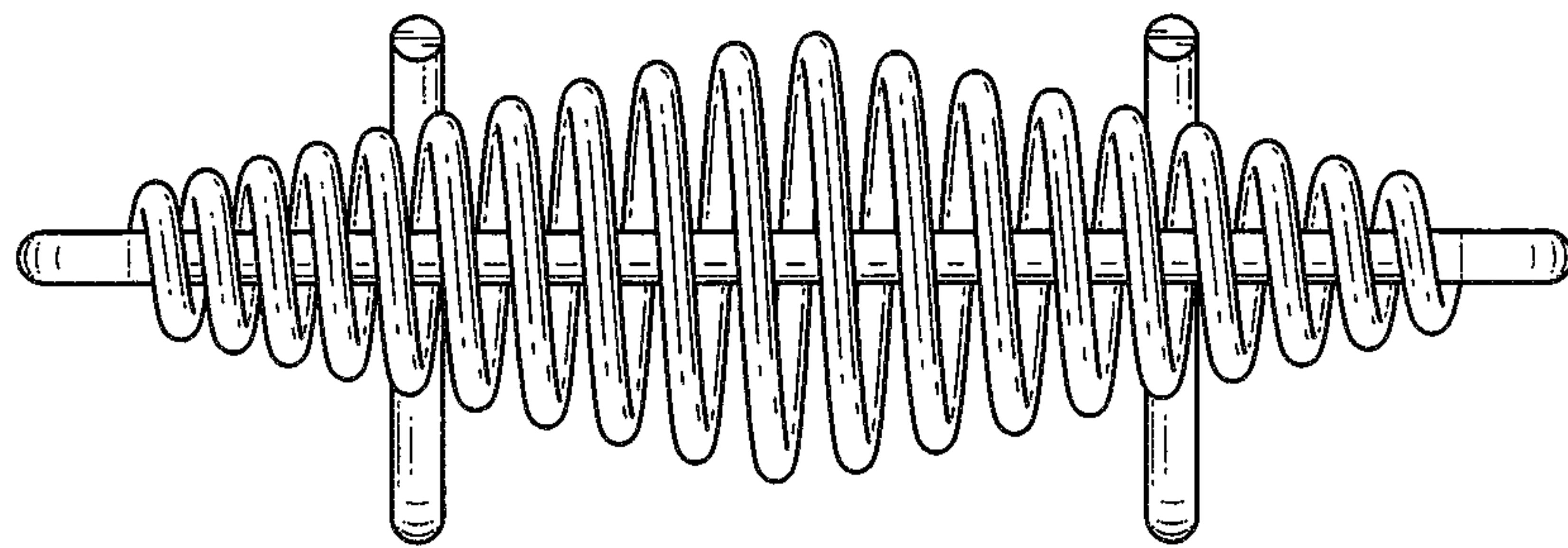


FIG. 3

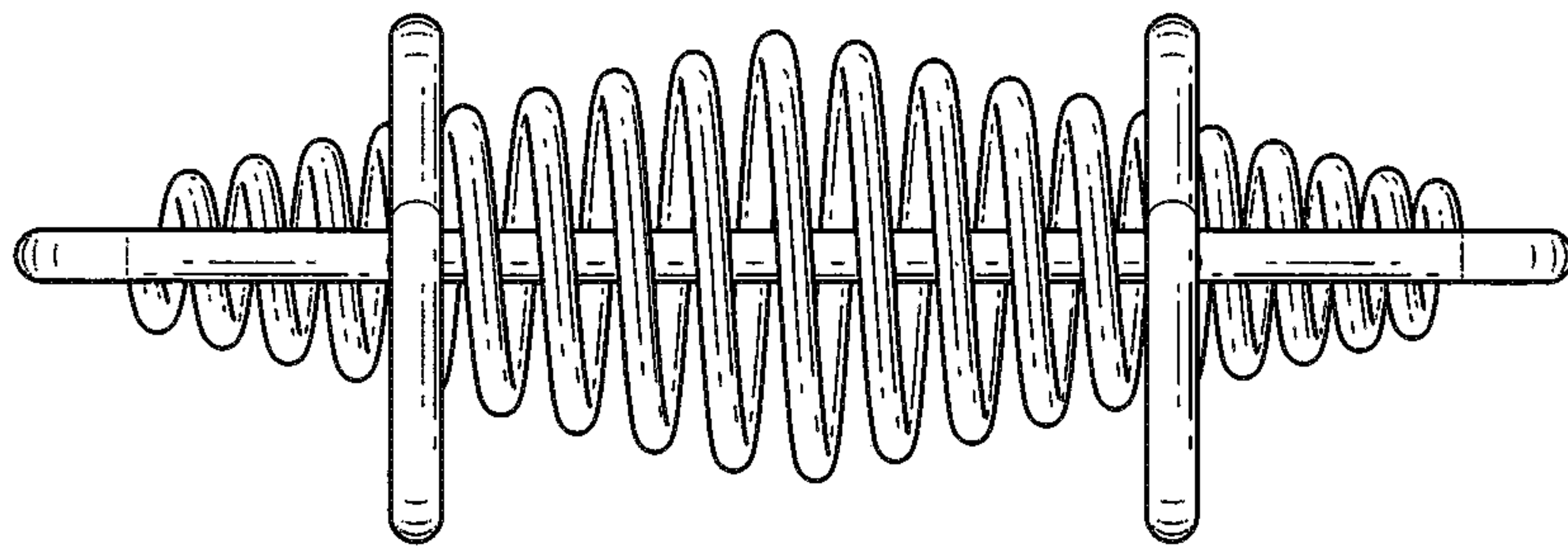


FIG. 4

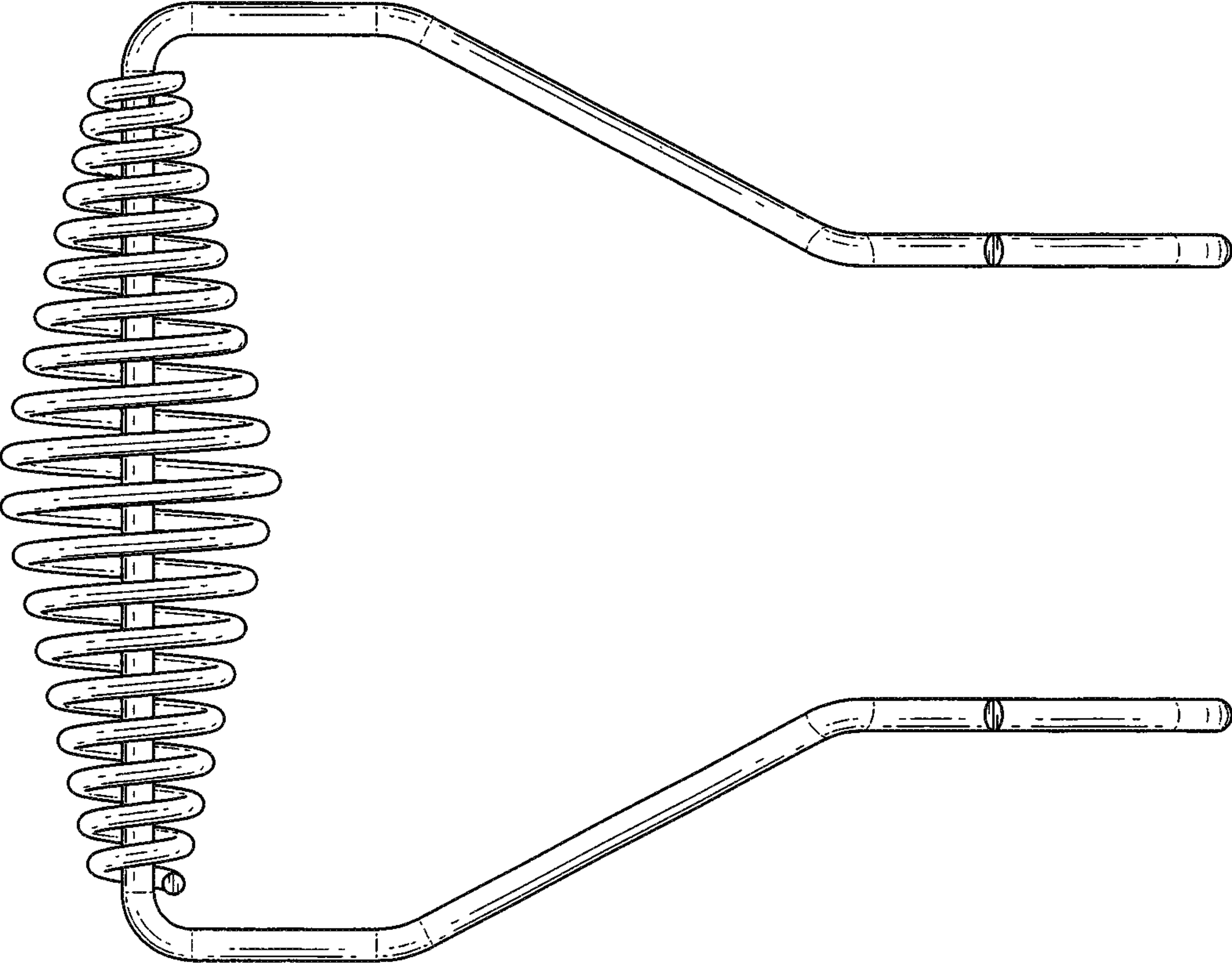


FIG. 5

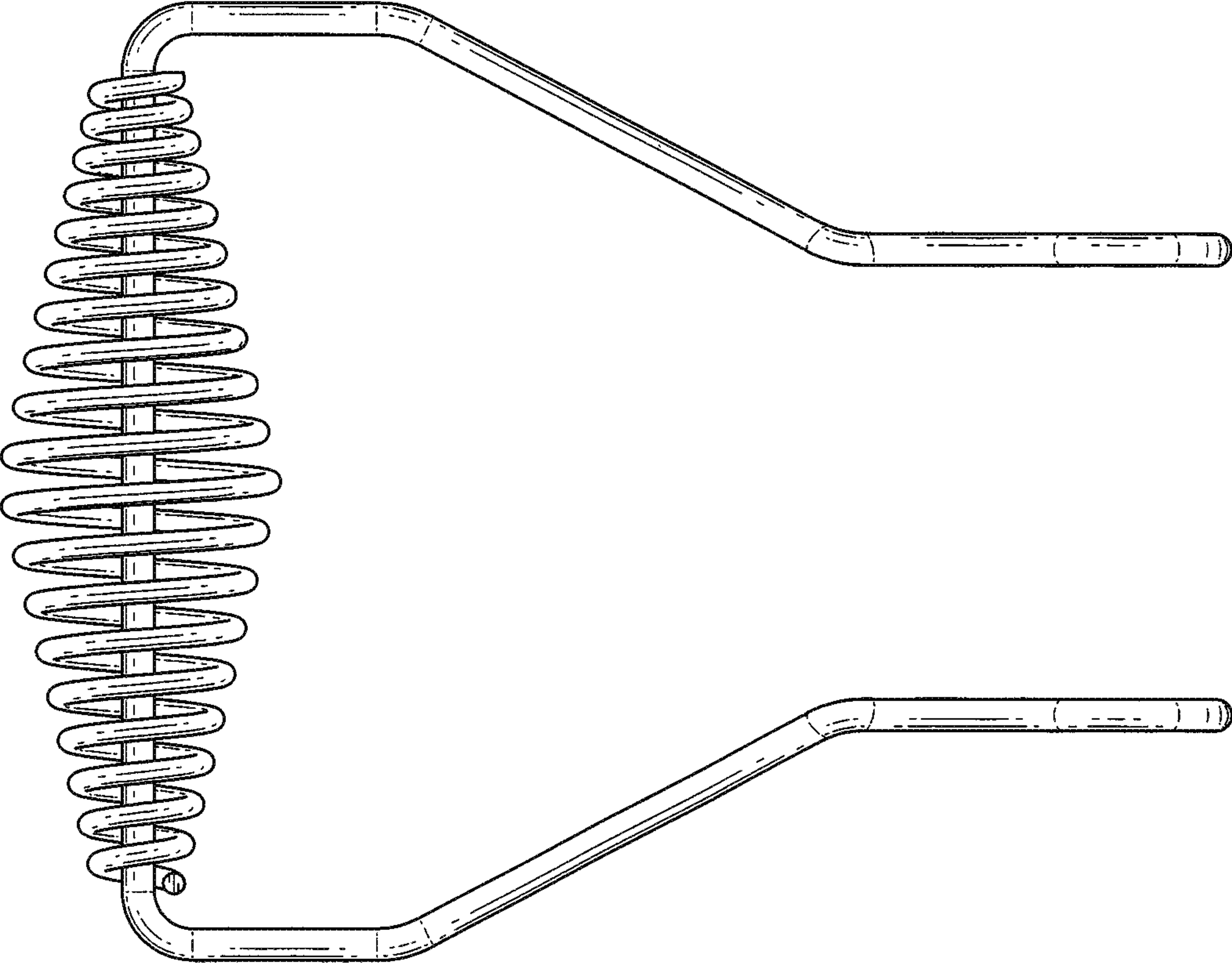


FIG. 6