



US00D889185S

(12) **United States Design Patent**
Kim et al.

(10) **Patent No.:** **US D889,185 S**

(45) **Date of Patent:** **** Jul. 7, 2020**

(54) **GAS RANGE**

(71) Applicant: **Samsung Electronics Co., Ltd.**,
Suwon-si (KR)

(72) Inventors: **Hyun-Soo Kim**, Seongnam-si (KR);
Hwan-Woong Choi, Seoul (KR);
Gi-Sung Han, Seoul (KR)

(73) Assignee: **Samsung Electronics Co., Ltd.**,
Suwon-si (KR)

(**) Term: **15 Years**

(21) Appl. No.: **29/617,948**

(22) Filed: **Sep. 18, 2017**

(30) **Foreign Application Priority Data**

Apr. 18, 2017 (KR) 30-2017-0017993

(51) **LOC (12) Cl.** **07-02**

(52) **U.S. Cl.**

USPC **D7/340; D7/406; D7/408**

(58) **Field of Classification Search**

USPC D7/323, 340, 339, 332-337, 331, 351,
D7/346-349, 408, 405, 403, 402, 406,
D7/387, 345, 343, 539, 564, 571

CPC A47J 37/07; A47J 37/0763; A47J 37/0704;
H05B 1/0261; H05B 1/0263; H05B
6/687; F24C 3/008; F24C 3/002; F24C
3/00; F24C 7/02; F24C 7/00; F24C 5/00

See application file for complete search history.

(56) **References Cited**

U.S. PATENT DOCUMENTS

D560,955 S * 2/2008 Shin D7/340
D697,358 S * 1/2014 Kim D7/340

D731,845 S * 6/2015 Kim D7/340
D755,008 S * 5/2016 Kim D7/406
D755,558 S * 5/2016 Lee D7/340
D755,563 S * 5/2016 Kim D7/406
D781,096 S * 3/2017 Kim D7/339
D781,648 S * 3/2017 Shoemaker D7/406
D786,006 S * 5/2017 Chung D7/340
D816,386 S * 5/2018 Kim D7/340
D843,159 S * 3/2019 Kim D7/346
D859,054 S * 9/2019 Kim D7/340
D863,882 S * 10/2019 Kim D7/405

* cited by examiner

Primary Examiner — Jae Liang

(74) *Attorney, Agent, or Firm* — NSIP Law

(57) **CLAIM**

We claim the ornamental design for a gas range, as shown and described.

DESCRIPTION

FIG. 1 is a front perspective view of a gas range showing our new design;

FIG. 2 is a front elevational view thereof;

FIG. 3 is a rear elevational view thereof;

FIG. 4 is a left-side elevational view thereof;

FIG. 5 is a right-side elevational view thereof;

FIG. 6 is a top plan view thereof; and,

FIG. 7 is a bottom plan view thereof.

The evenly dashed broken lines in the figures depict environmental subject matter and form no part of the claimed design. The dot-dashed broken lines define boundaries of the claimed design and form no part thereof.

1 Claim, 7 Drawing Sheets

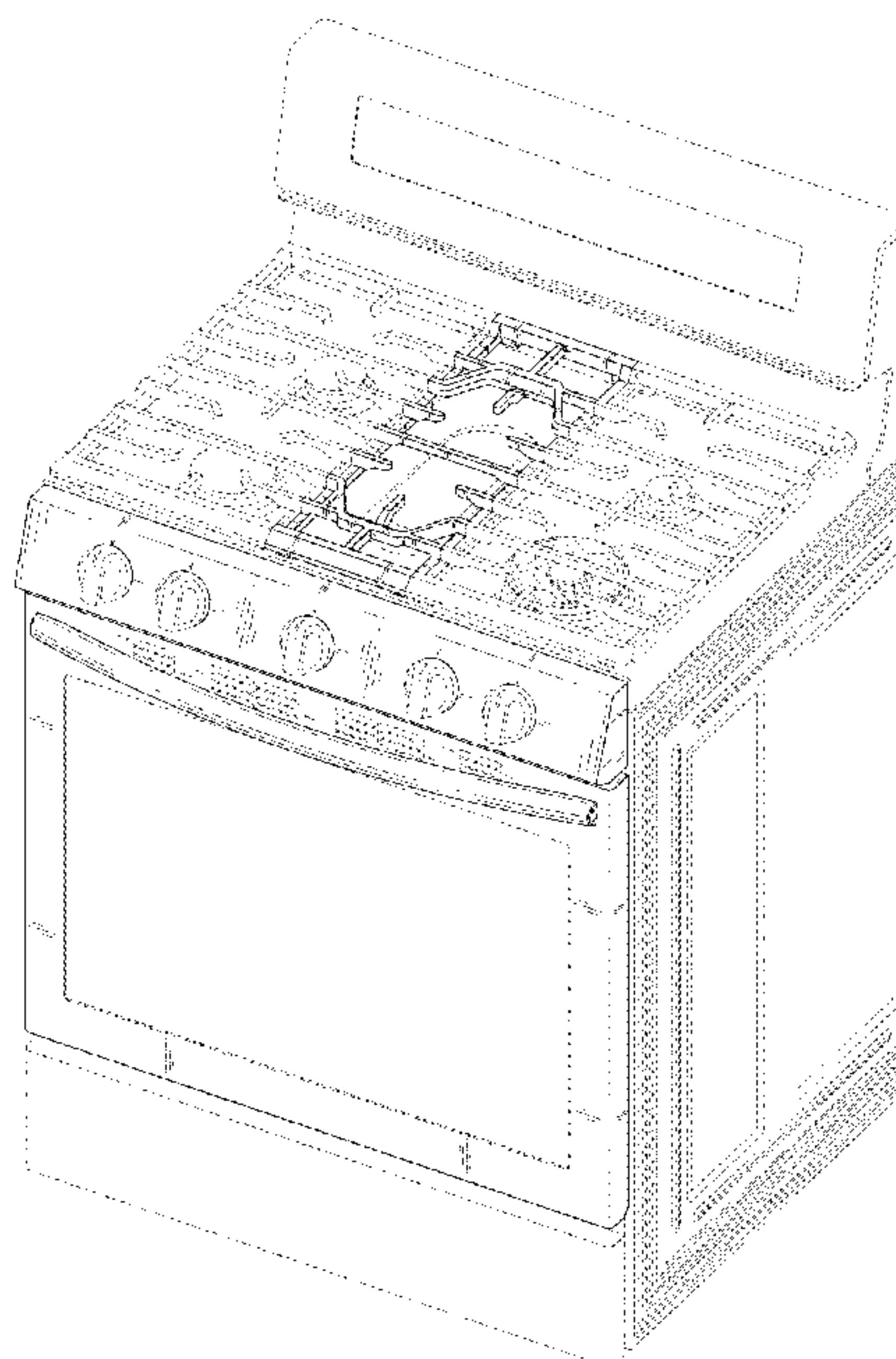


FIG. 1

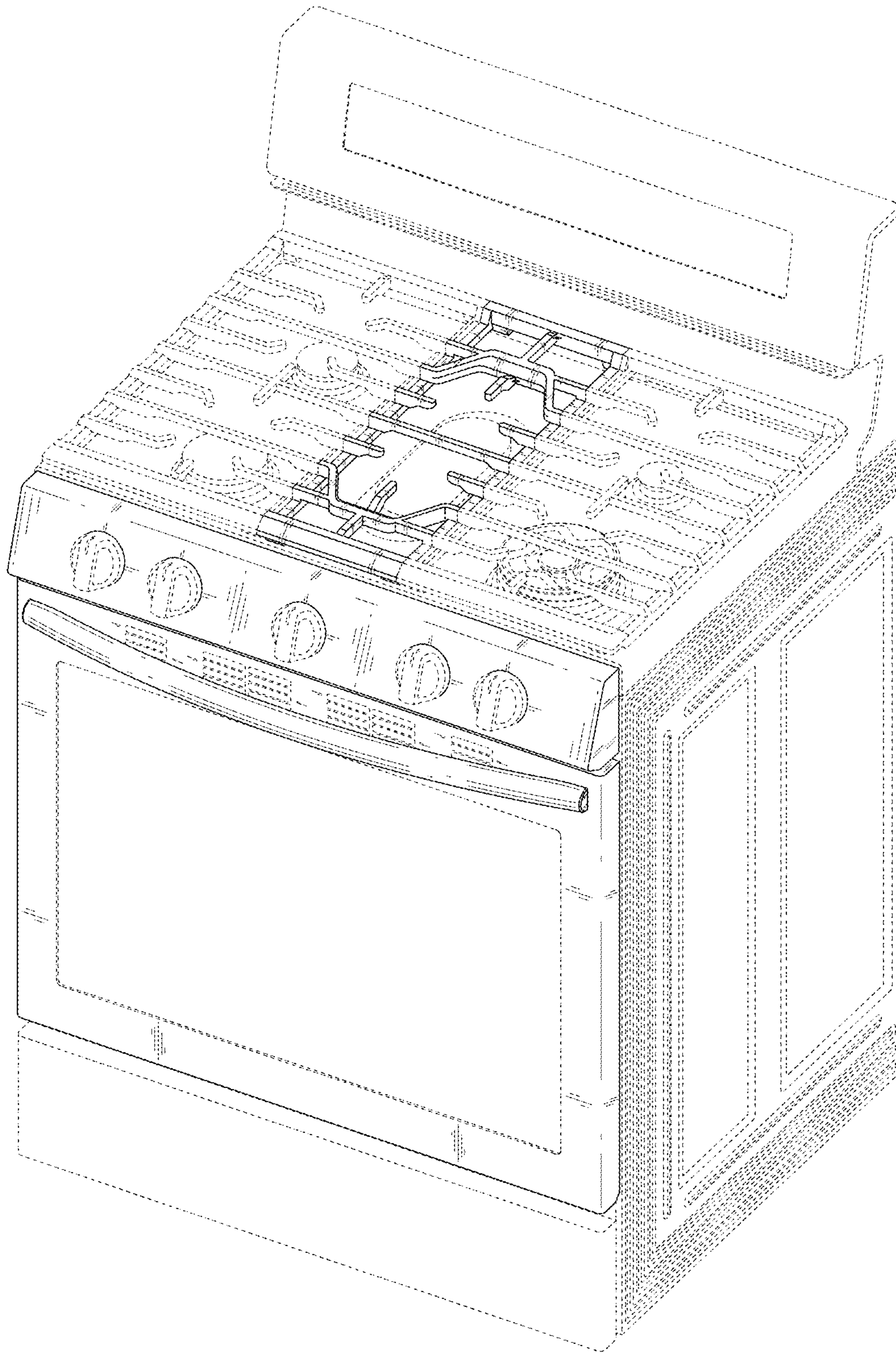


FIG. 2




FIG. 3

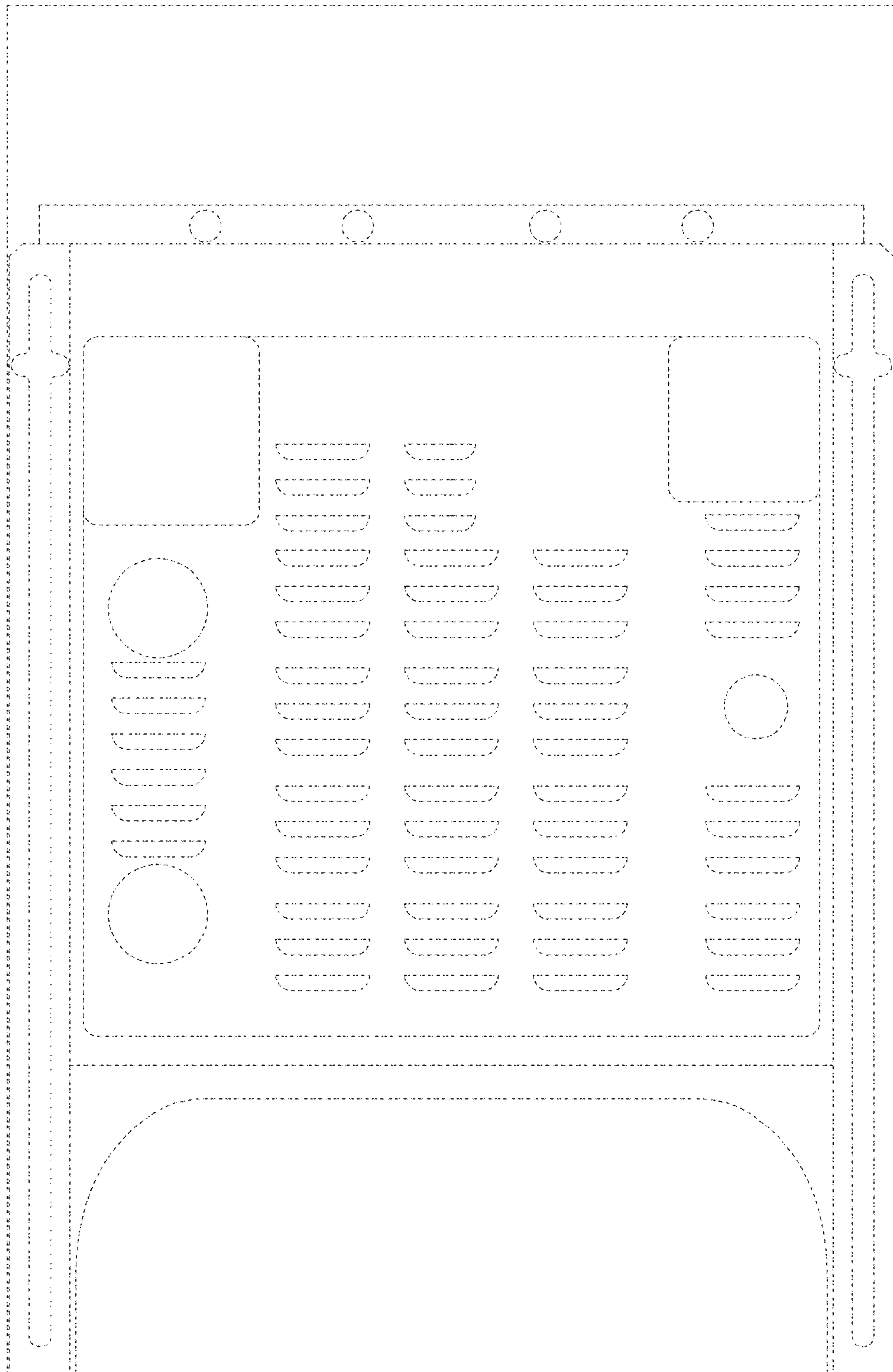


FIG. 4

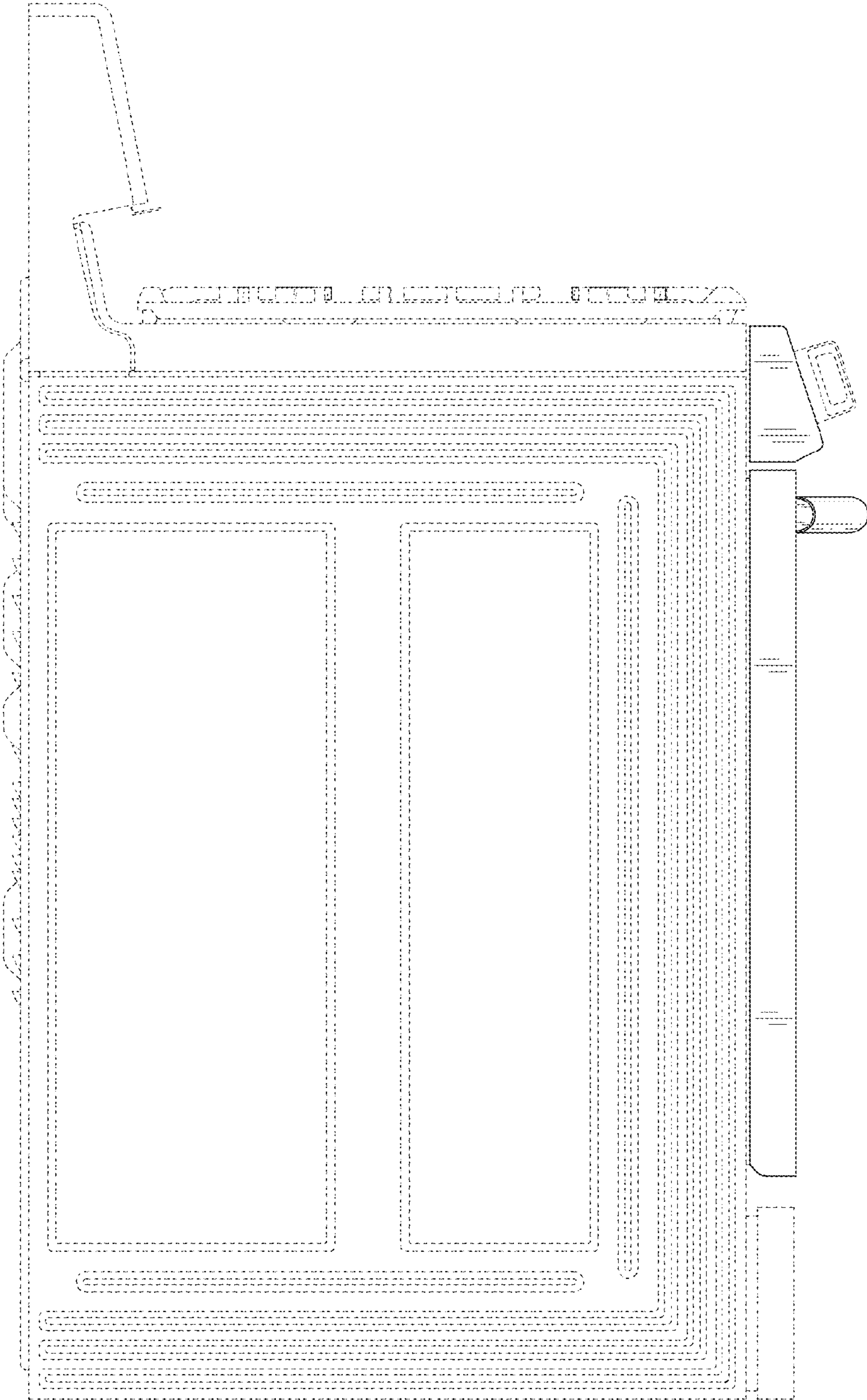


FIG. 5

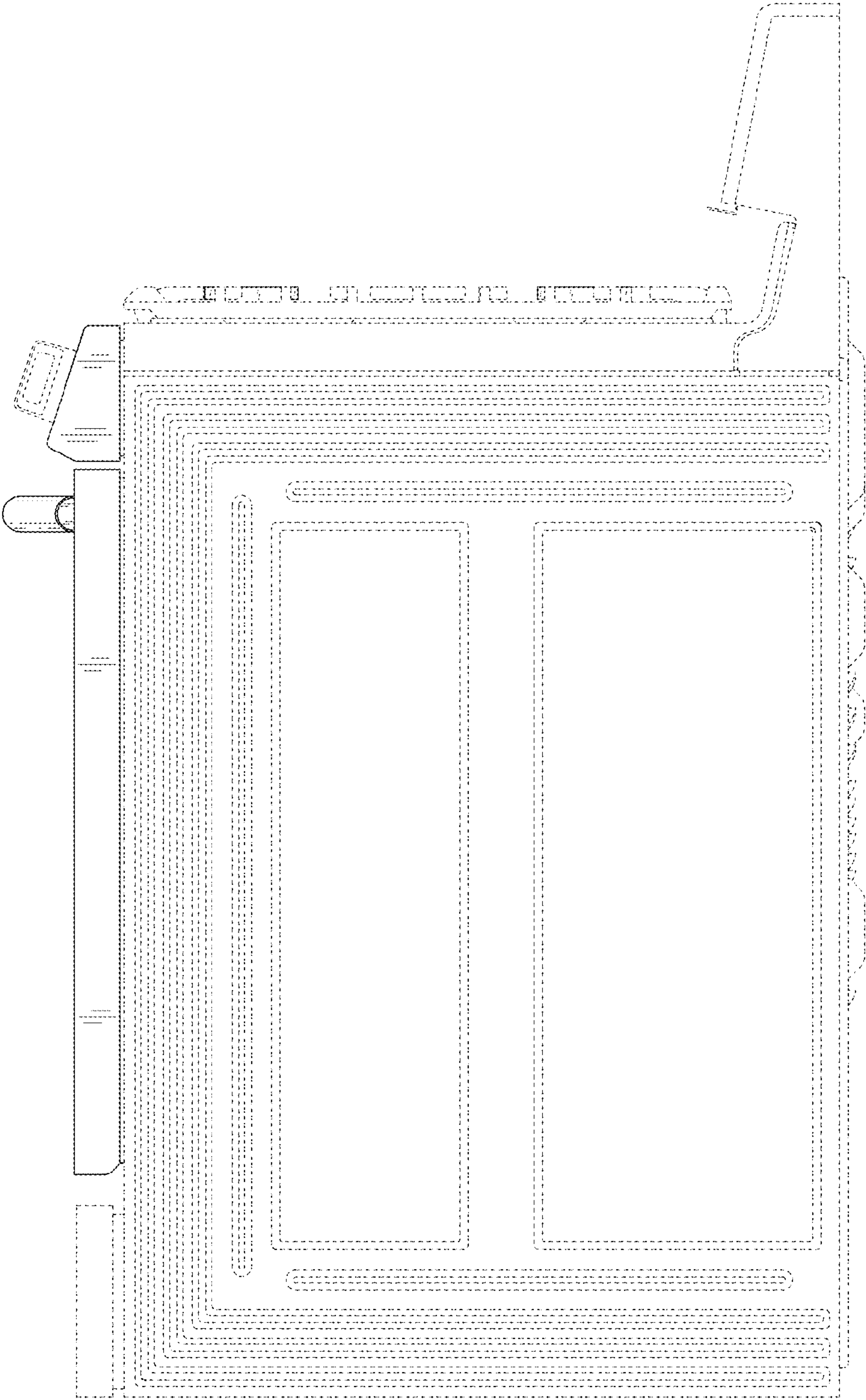


FIG. 6

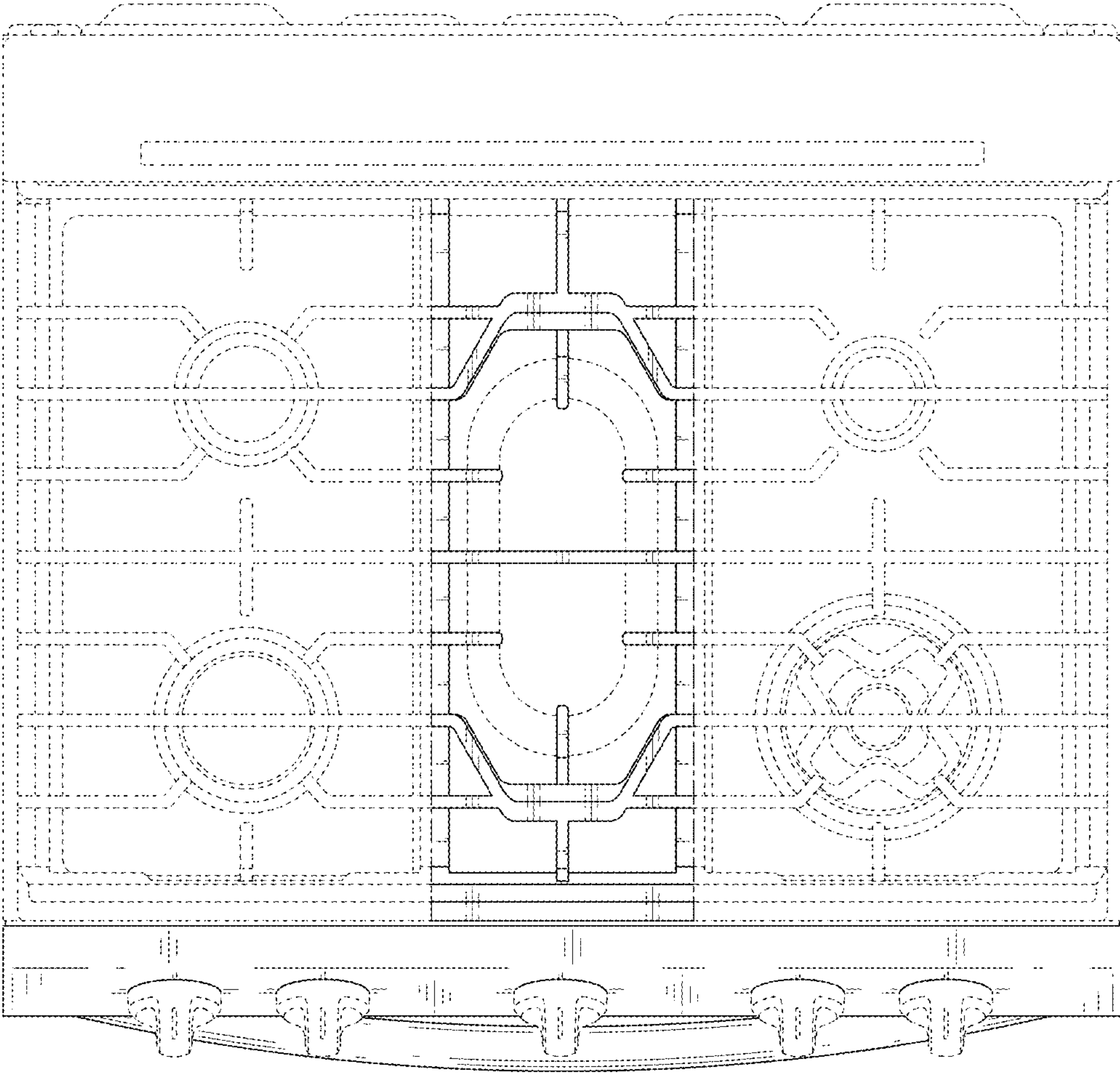


FIG. 7

