



US00D889184S

(12) **United States Design Patent**  
**Barqueros Lopez**

(10) **Patent No.:** **US D889,184 S**

(45) **Date of Patent:** **\*\* Jul. 7, 2020**

(54) **INDUSTRIAL OVEN**

(71) Applicant: **José Narciso Barqueros Lopez**, Murcia (ES)

(72) Inventor: **José Narciso Barqueros Lopez**, Murcia (ES)

(\*\*) Term: **15 Years**

(21) Appl. No.: **29/661,427**

(22) Filed: **Aug. 28, 2018**

(51) **LOC (12) Cl.** ..... **07-02**

(52) **U.S. Cl.**  
USPC ..... **D7/339; D7/348**

(58) **Field of Classification Search**  
USPC ..... D7/323, 328–330, 339–349, 390, D7/402–406; D8/300–306  
CPC ... A21B 2/00; A47J 37/00; A47J 37/06; A47J 37/0611; A47J 37/074; A47J 37/08; A47J 37/0807; A47J 37/0814; A47J 37/0835; A47J 37/0842; A47J 37/085; A47J 37/0864; A47J 37/0878; A47J 37/0885; A47J 37/0892; F24C 7/00; F24C 7/002; F24C 7/046; F24C 7/067; F24C 15/02; F24C 15/04; F24C 15/10; F24C 15/102  
See application file for complete search history.

(56) **References Cited**

**U.S. PATENT DOCUMENTS**

D185,392 S *	6/1959	Smith	.....	D7/340
D526,527 S *	8/2006	Jung	.....	D7/348
D538,581 S *	3/2007	Lee	.....	D7/340
D580,698 S *	11/2008	Kim	.....	D7/348

D611,756 S *	3/2010	Yalcin	.....	D7/349
D763,616 S *	8/2016	Kim	.....	D7/339
D770,839 S *	11/2016	Shoemaker	.....	D7/348
D793,150 S *	8/2017	Lee	.....	D7/323
D840,184 S *	2/2019	Kim	.....	D7/349
D874,209 S *	2/2020	Harrell	.....	D7/346

\* cited by examiner

*Primary Examiner* — Ricky Pham

(74) *Attorney, Agent, or Firm* — Hoglund & Pamas, PSC; Roberto J. Rios

(57) **CLAIM**

The ornamental design for an industrial oven, as shown and described.

**DESCRIPTION**

The file of this patent contains at least one drawing/photograph executed in color. Copies of this patent with color drawing(s)/photograph(s) will be provided by the Office upon request and payment of the necessary fee.

FIG. 1 is a front perspective view of the industrial oven, showing the new design.

FIG. 2 is a front view of the industrial oven of FIG. 1.

FIG. 3 is a rear view of the industrial oven of FIG. 1.

FIG. 4 is a top view of the industrial oven of FIG. 1.



FIG. 5 is a bottom view of the industrial oven of FIG. 1.


FIG. 6 is a right-side view of the industrial oven of FIG. 1.

FIG. 7 is a left-side view of the industrial oven of FIG. 1; and,

FIG. 8 is another front perspective view of the industrial oven of FIG. 1, with the front door opened.

**1 Claim, 8 Drawing Sheets**  
**(8 of 8 Drawing Sheet(s) Filed in Color)**





**FIGURE 1**




**FIGURE 2**




**FIGURE 3**




**FIGURE 4**



**FIGURE 5**




**FIGURE 6**



**FIGURE 7**





**FIGURE 8**