



US00D889182S

(12) **United States Design Patent** (10) **Patent No.:** **US D889,182 S**  
**Zhang et al.** (45) **Date of Patent:** **\*\* Jul. 7, 2020**

(54) **WATER FILTRATION PITCHER**  
(71) Applicant: **BEIJING XIAOMI MOBILE SOFTWARE CO., LTD.**, Beijing (CN)  
(72) Inventors: **Lei Zhang**, Beijing (CN); **Ningning Li**, Beijing (CN); **Xiaokang Ma**, Beijing (CN)  
(73) Assignee: **BEIJING XIAOMI MOBILE SOFTWARE CO., LTD.**, Beijing (CN)  
(\*\*) Term: **15 Years**  
(21) Appl. No.: **35/507,308**  
(22) Filed: **Sep. 6, 2018**  
(80) **Hague Agreement Data**  
Int. Filing Date: **Sep. 6, 2018**  
Int. Reg. No.: **DM/202383**  
Int. Reg. Date: **Sep. 6, 2018**  
Int. Reg. Pub. Date: **Aug. 23, 2019**

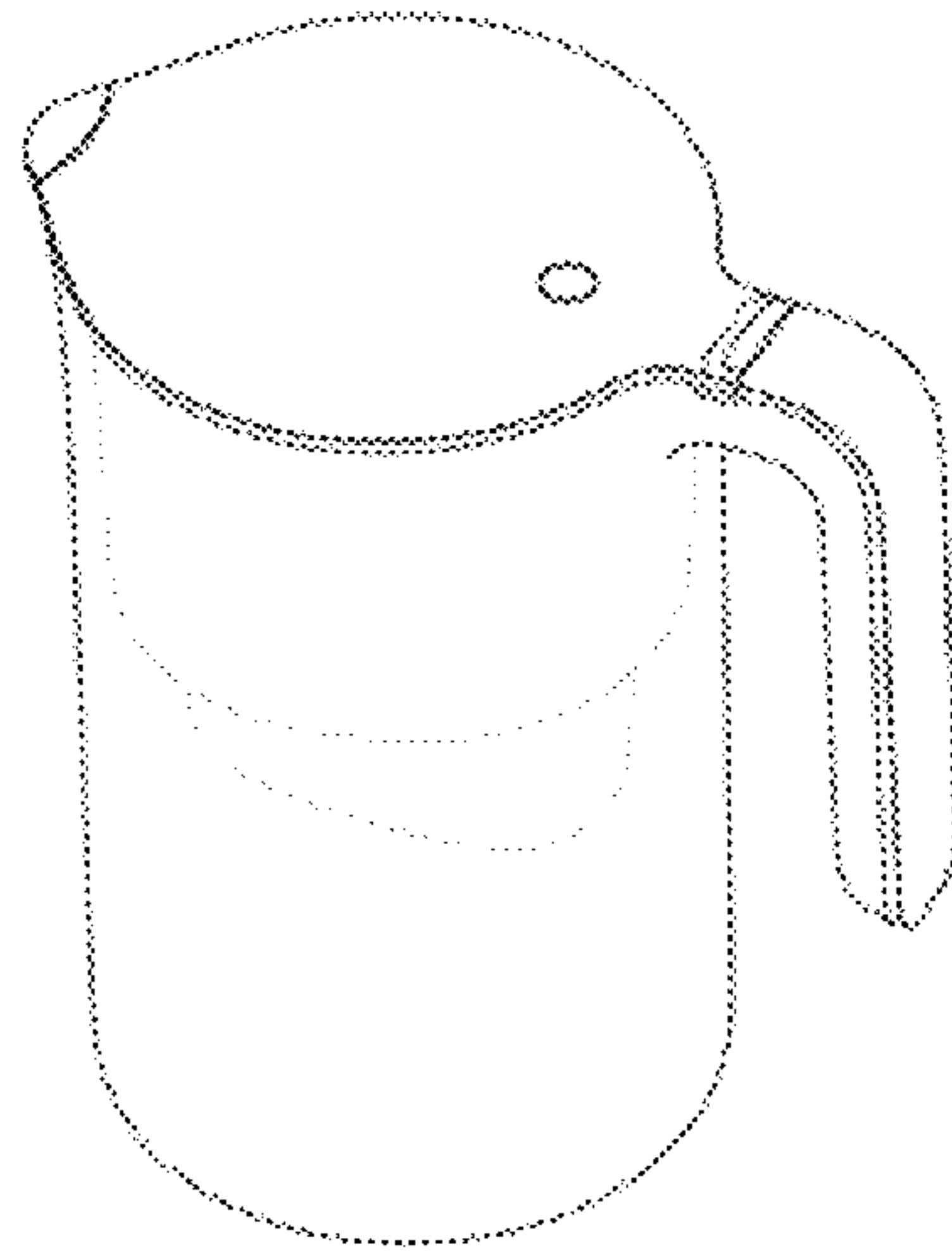
(30) **Foreign Application Priority Data**  
Mar. 7, 2018 (CN) ..... 2018 3 0084248  
(51) **LOC (12) Cl.** ..... **07-01**  
(52) **U.S. Cl.**  
USPC ..... **D7/318**  
(58) **Field of Classification Search**  
USPC ..... D7/300, 316-319, 397-400; D9/516, D9/523, 527-528  
CPC ..... C02F 1/003; C02F 1/002; C02F 1/283; C02F 1/42; C02F 2101/12; C02F 2101/20; C02F 2303/185; C02F 2307/02; C02F 2307/04; C02F 2307/10; A47J 2027/006; A47J 27/004; A47J 37/0629; A47J 37/0664  
See application file for complete search history.

(56) **References Cited**  
U.S. PATENT DOCUMENTS  
D440,110 S \* 4/2001 Tanner ..... D7/317  
D585,231 S \* 1/2009 Bulala ..... D7/317  
D675,861 S \* 2/2013 Gray ..... D7/317  
D740,916 S \* 10/2015 Doi ..... D23/207  
D772,635 S \* 11/2016 Zhu ..... D7/317  
D774,622 S \* 12/2016 Poindexter ..... D23/209  
D775,711 S \* 1/2017 Poindexter ..... D23/209  
D798,643 S \* 10/2017 Rummel ..... D7/318  
D801,100 S \* 10/2017 Rummel ..... D7/318  
D815,482 S \* 4/2018 Bell ..... D7/318  
D833,795 S \* 11/2018 Bell ..... D7/318  
D834,362 S \* 11/2018 Bell ..... D7/318  
D841,385 S \* 2/2019 Bell ..... D7/319  
(Continued)

*Primary Examiner* — Khawaja Anwar  
(74) *Attorney, Agent, or Firm* — Amster, Rothstein & Ebenstein LLP

(57) **CLAIM**  
The ornamental design for a water filtration pitcher, as shown and described.

**DESCRIPTION**  
1. Water filtration pitcher  
1.1 : Front  
1.2 : Left  
1.3 : Right  
1.4 : Top  
1.5 : Bottom  
1.6 : Perspective  
1.7 : Perspective  
Reproduction 1.1 is a front elevation view of a filter pot showing our new design; reproduction 1.2 is a left side elevation view thereof; reproduction 1.3 is a right side elevation view thereof; reproduction 1.4 is a top plan view thereof; reproduction 1.5 is a bottom plan view thereof; reproduction 1.6 is a perspective view thereof; and repro-  
(Continued)



duction 1.7 is another perspective view thereof; the present product is used for storing and filtering domestic water.

**1 Claim, 7 Drawing Sheets**

(56)

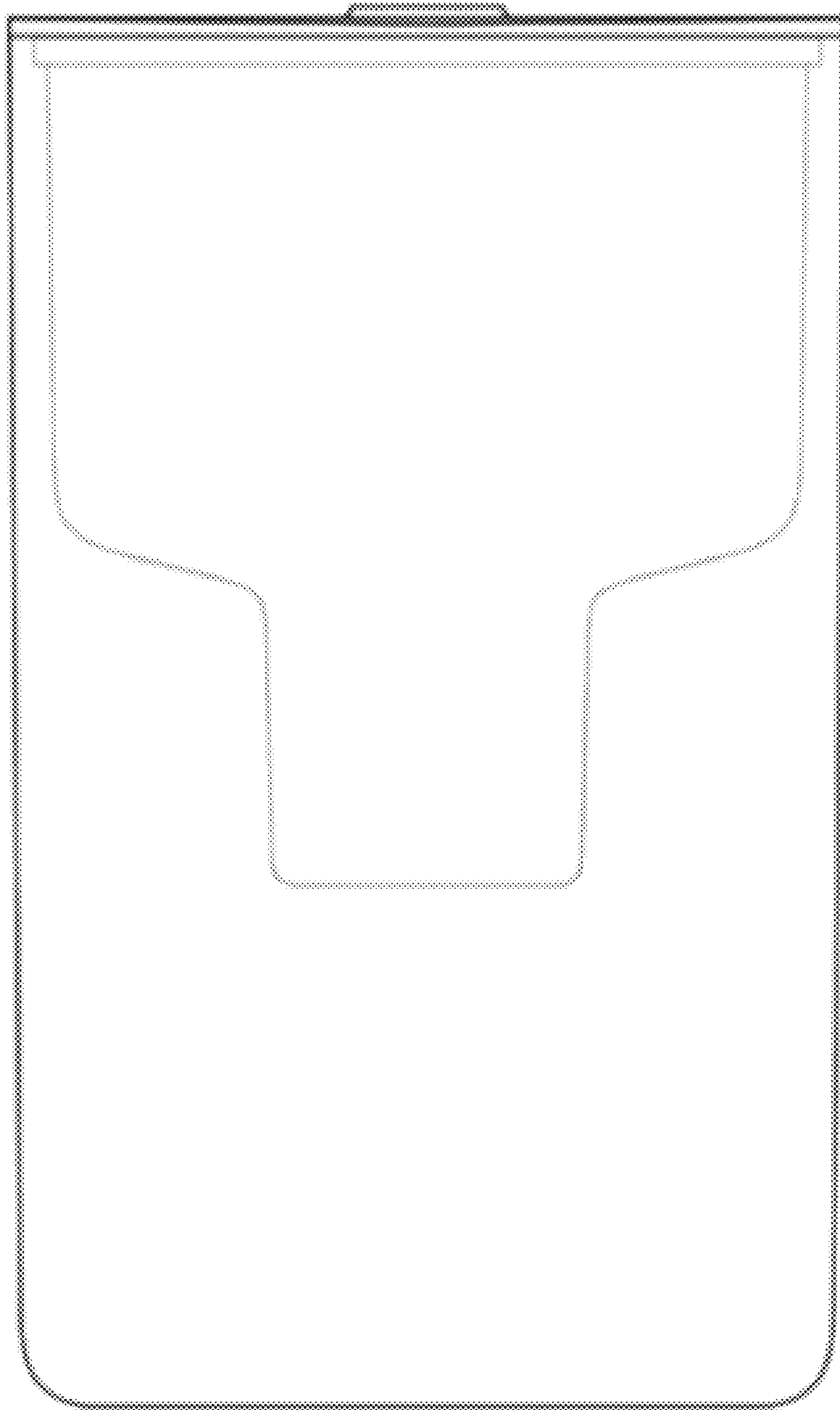
**References Cited**

U.S. PATENT DOCUMENTS

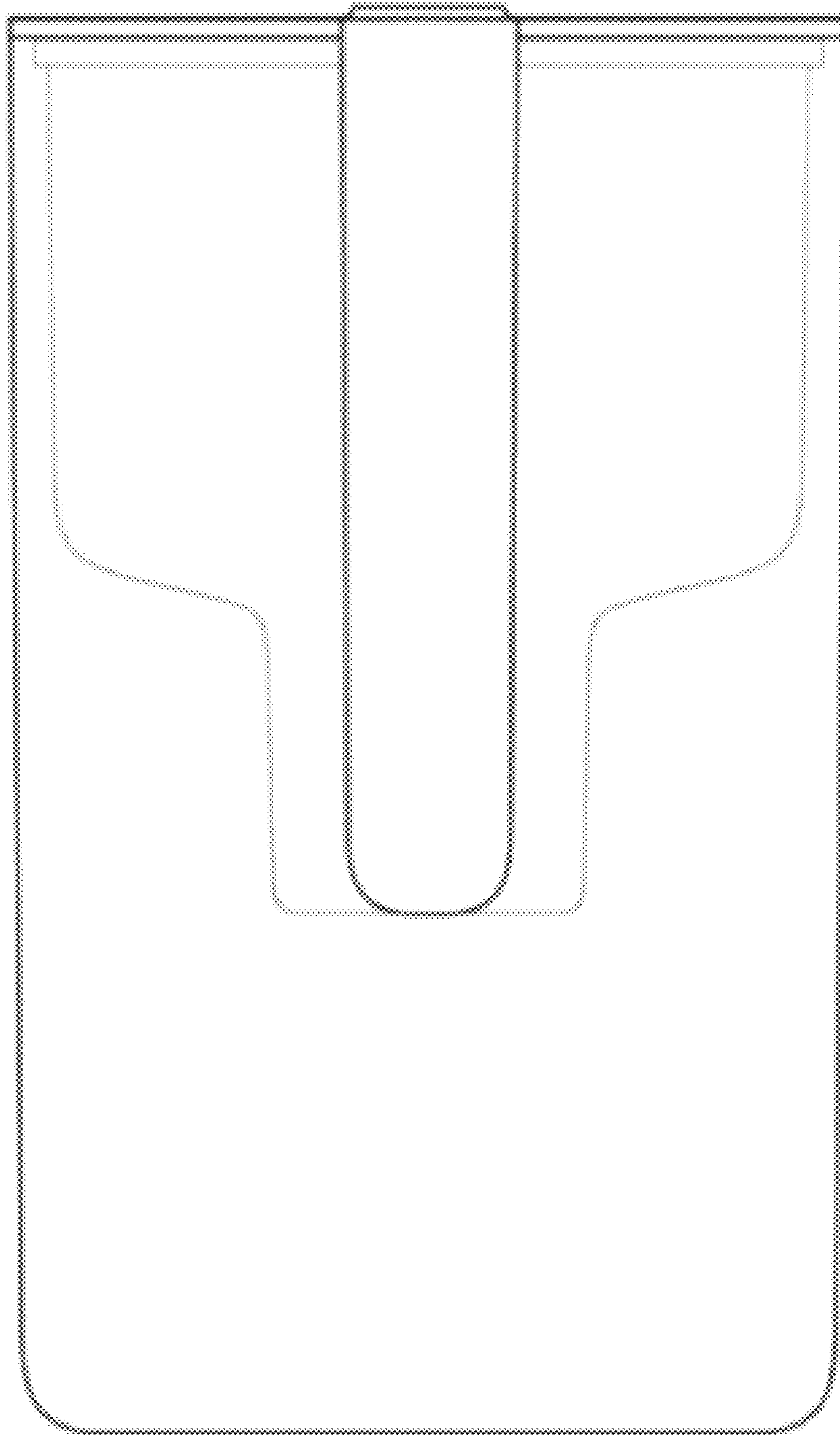
D869,892 S	*	12/2019	Zou .....	D7/318
D871,820 S	*	1/2020	Zou .....	D7/318
D882,322 S	*	4/2020	Anderson .....	D7/317

\* cited by examiner

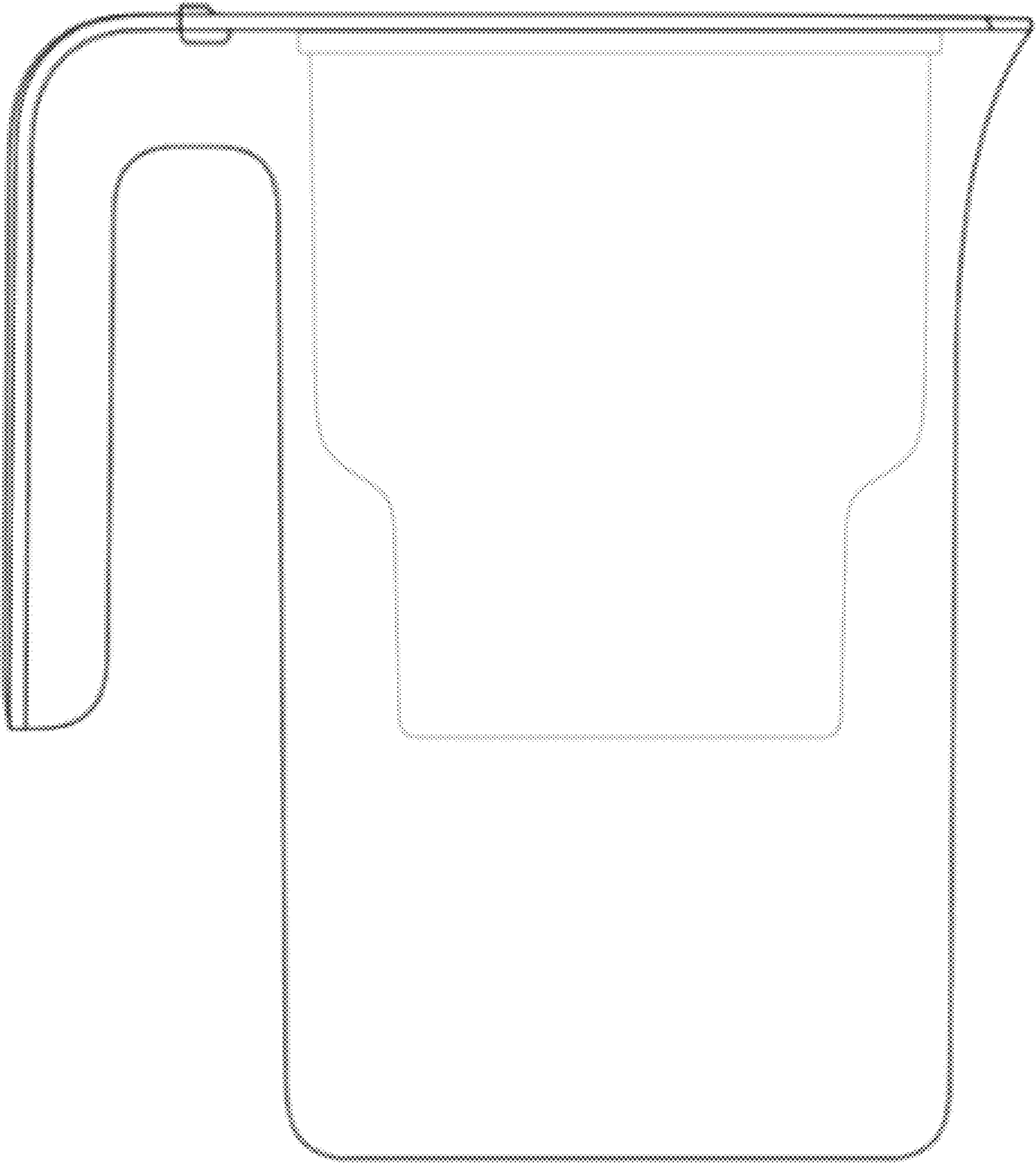
**1.1**



# 1.2

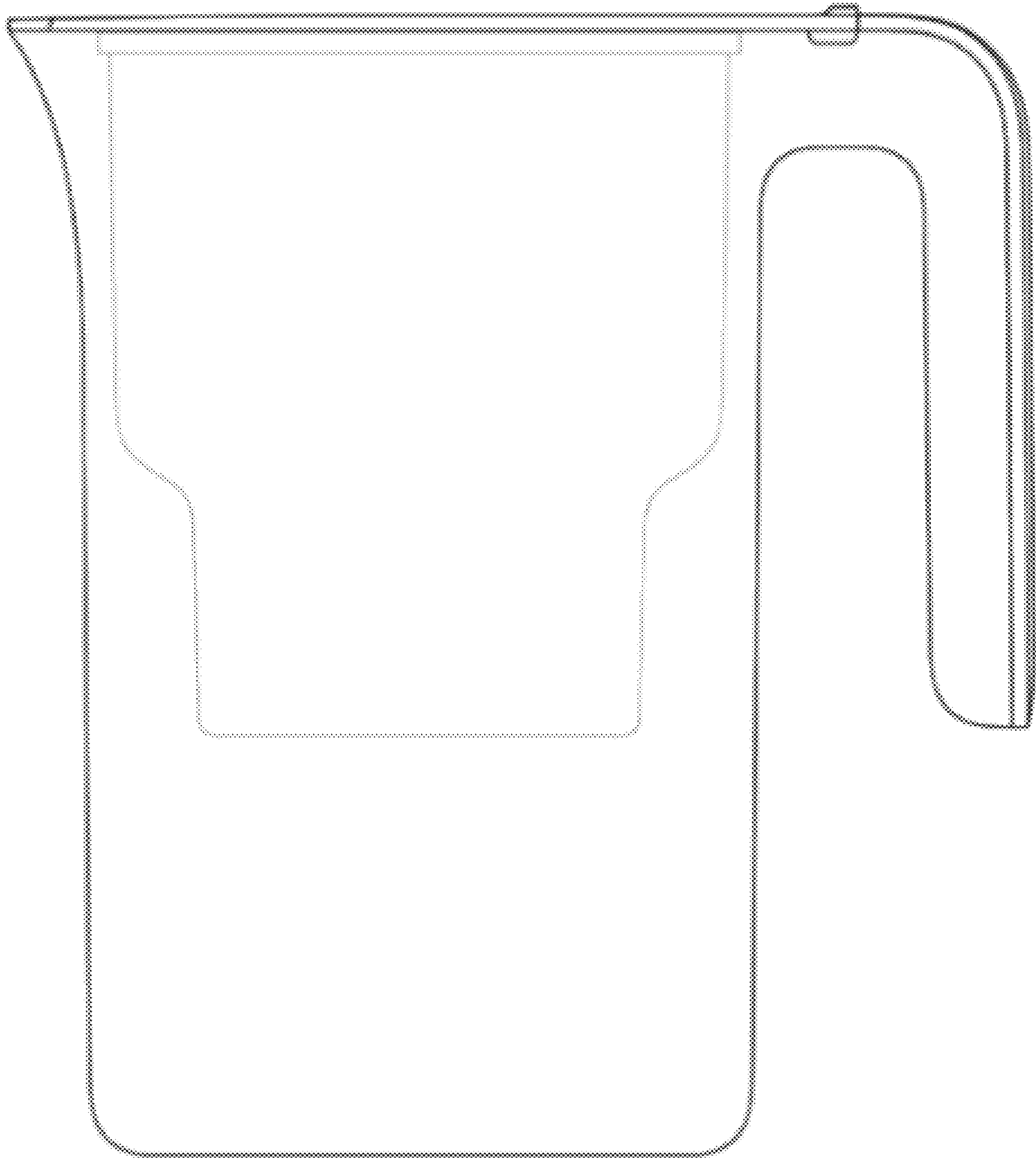


# 1.3







**1.4**



**1.5**



**1.6**





**1.7**

