



US00D889175S

(12) **United States Design Patent**  
**Clayton**

(10) **Patent No.:** **US D889,175 S**

(45) **Date of Patent:** **\*\* Jul. 7, 2020**

- (54) **PIVOTABLE SHELF**
- (71) Applicant: **Dennis Clayton**, Covington, GA (US)
- (72) Inventor: **Dennis Clayton**, Covington, GA (US)
- (\*\*) Term: **15 Years**
- (21) Appl. No.: **29/642,840**
- (22) Filed: **Apr. 2, 2018**
- (51) **LOC (12) Cl.** ..... **06-06**
- (52) **U.S. Cl.**  
USPC ..... **D6/705.1**
- (58) **Field of Classification Search**  
USPC ..... D6/312, 672, 678, 678.1, 679, 704, 705,  
D6/705.1, 707; D7/500, 501  
CPC ..... A47B 46/00; A47B 46/005; A47B 49/00;  
A47B 96/02; A47F 5/025; A47F 5/0043  
See application file for complete search history.

5,894,944 A *	4/1999	Swift	.....	A47G 23/08
				211/128.1
D465,350 S *	11/2002	Byrne	.....	D6/407
D475,571 S *	6/2003	Hopkins	.....	D7/359
D493,311 S *	7/2004	Searer	.....	D6/705
D594,270 S *	6/2009	Rae	.....	D7/354
D595,088 S *	6/2009	Watts	.....	D7/501
D597,261 S *	7/2009	Dye, Jr.	.....	D30/123
D656,758 S *	4/2012	Snider	.....	D6/677.2
D660,326 S *	5/2012	Allette	.....	D15/89
9,052,134 B1 *	6/2015	Batchler	.....	F25D 25/027
D794,388 S *	8/2017	Galati	.....	D7/402
D866,264 S *	11/2019	Sayler	.....	D7/554.2
D868,511 S *	12/2019	McBride	.....	D6/677.1
2008/0134551 A1 *	6/2008	Conforti	.....	G09F 11/02
				40/506

\* cited by examiner

*Primary Examiner* — Kelley A Donnelly  
(74) *Attorney, Agent, or Firm* — Michael J. Bootcheck;  
Michael J. Bootcheck, LLC

(57) **CLAIM**

The ornamental design for a pivotable shelf, as shown and described.

(56) **References Cited**

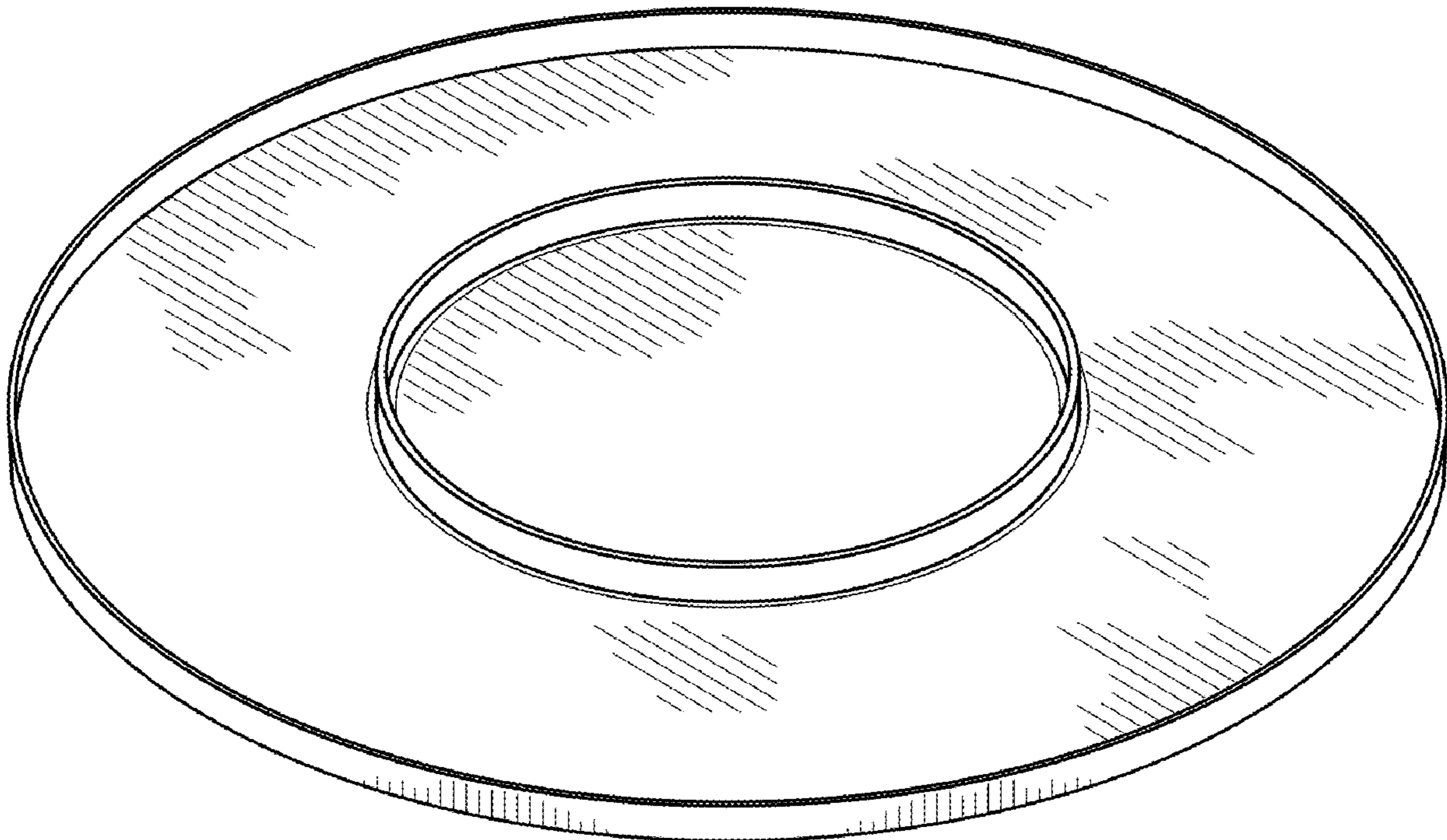
U.S. PATENT DOCUMENTS

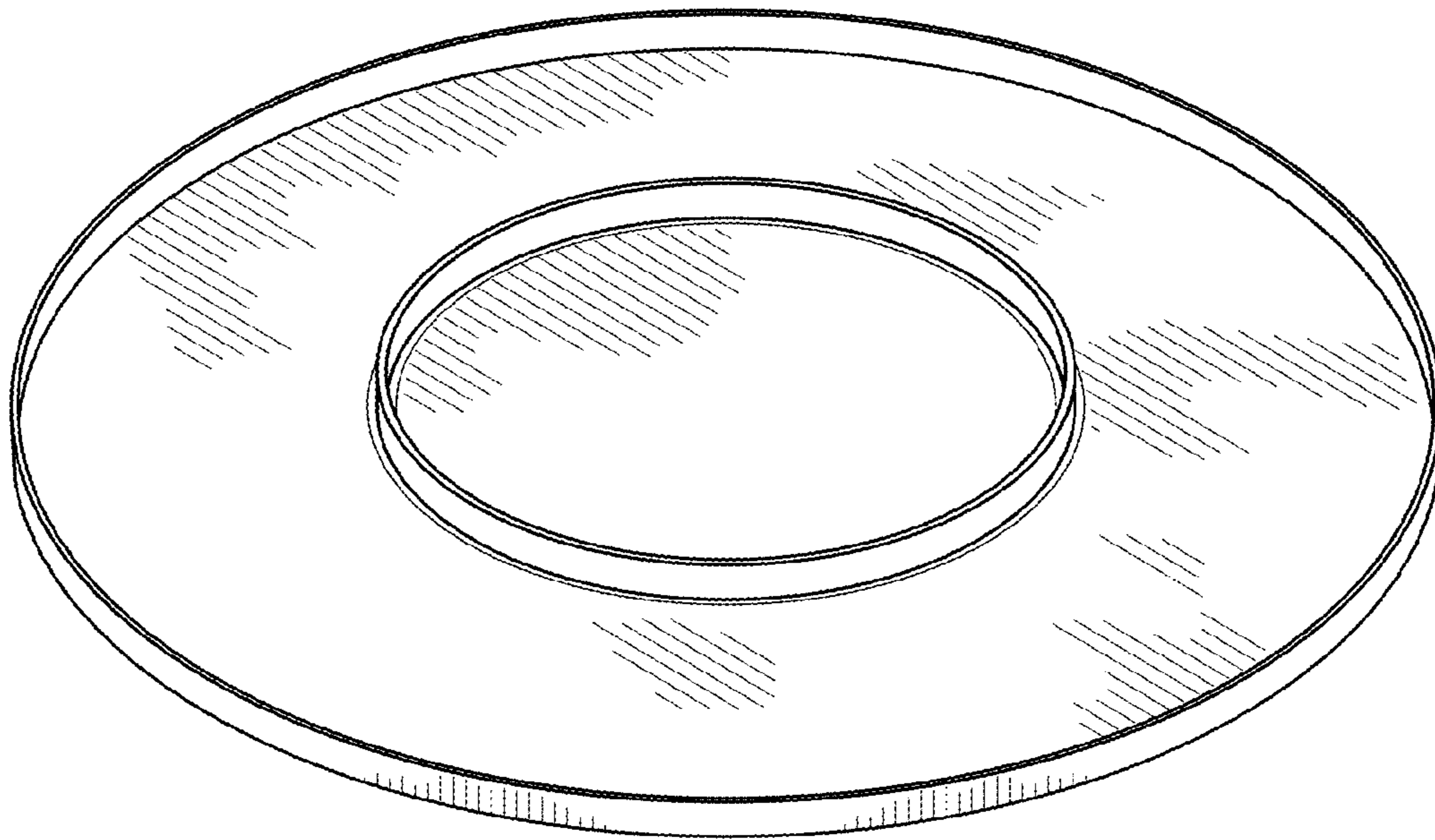
D197,981 S *	4/1964	Miller	.....	D7/505
D213,599 S *	3/1969	Siebel	.....	D6/677
3,951,079 A *	4/1976	Tolleson	.....	A47F 5/02
				108/94
4,945,061 A *	7/1990	Iskander	.....	C12M 23/10
				435/305.1
D345,473 S *	3/1994	Grundmann	.....	D15/140
D371,958 S *	7/1996	Keaton	.....	D7/388
D378,792 S *	4/1997	Westcott	.....	D7/501

**DESCRIPTION**

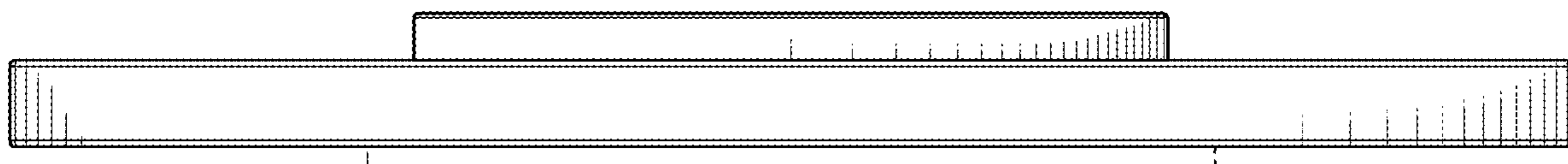
FIG. 1 is an upper perspective view of the pivotable shelf;  
FIG. 2 front view thereof;  
FIG. 3 is a rear view thereof;  
FIG. 4 is a top view thereof; and,  
FIG. 5 is a bottom view thereof with optional components in  
phantom lines and not a claimed part of this invention.

**1 Claim, 3 Drawing Sheets**

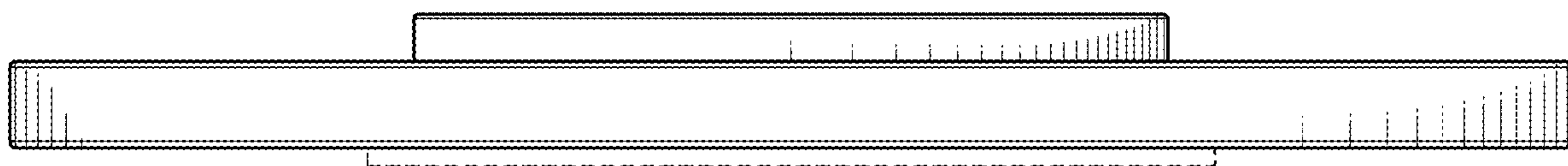




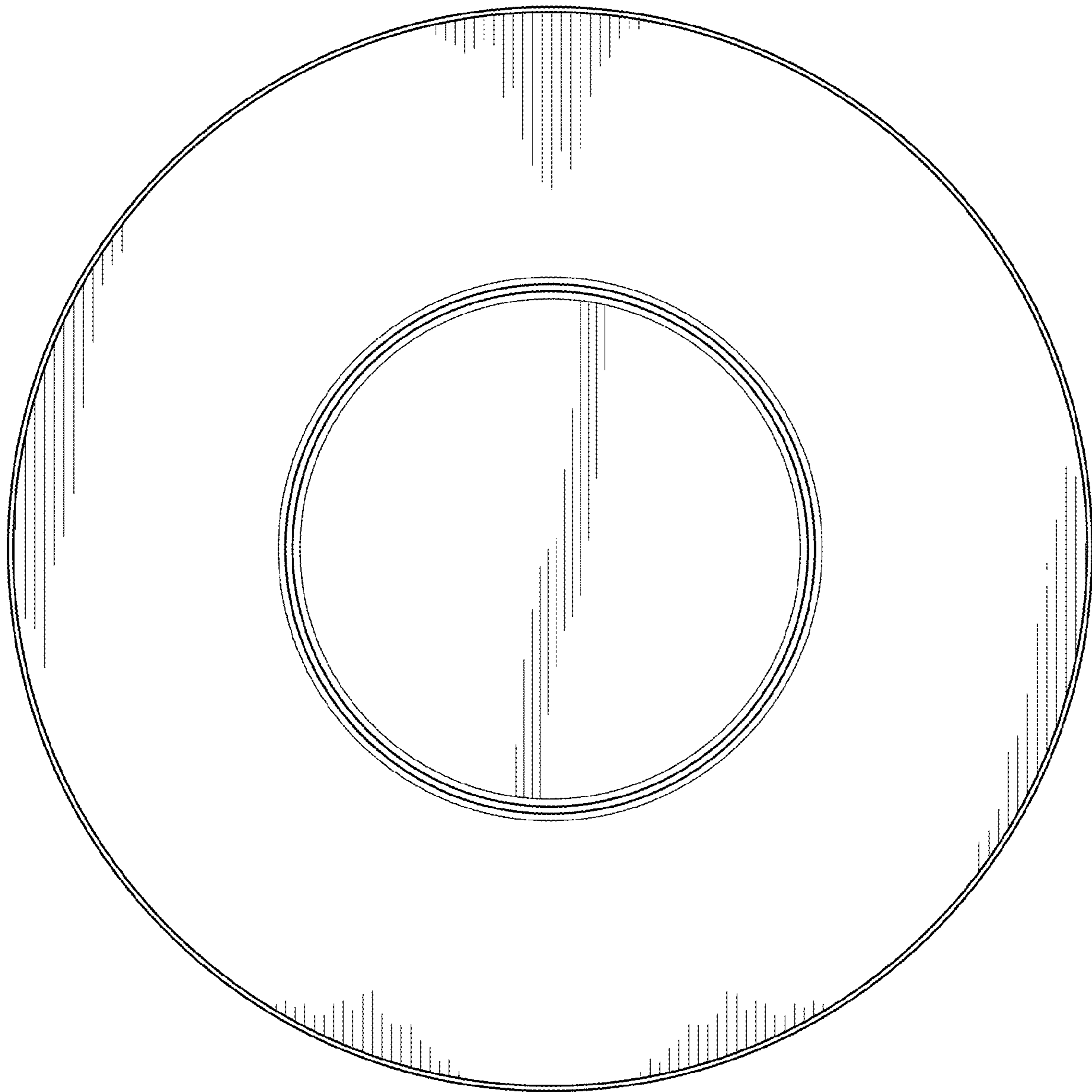
**FIG. 1**



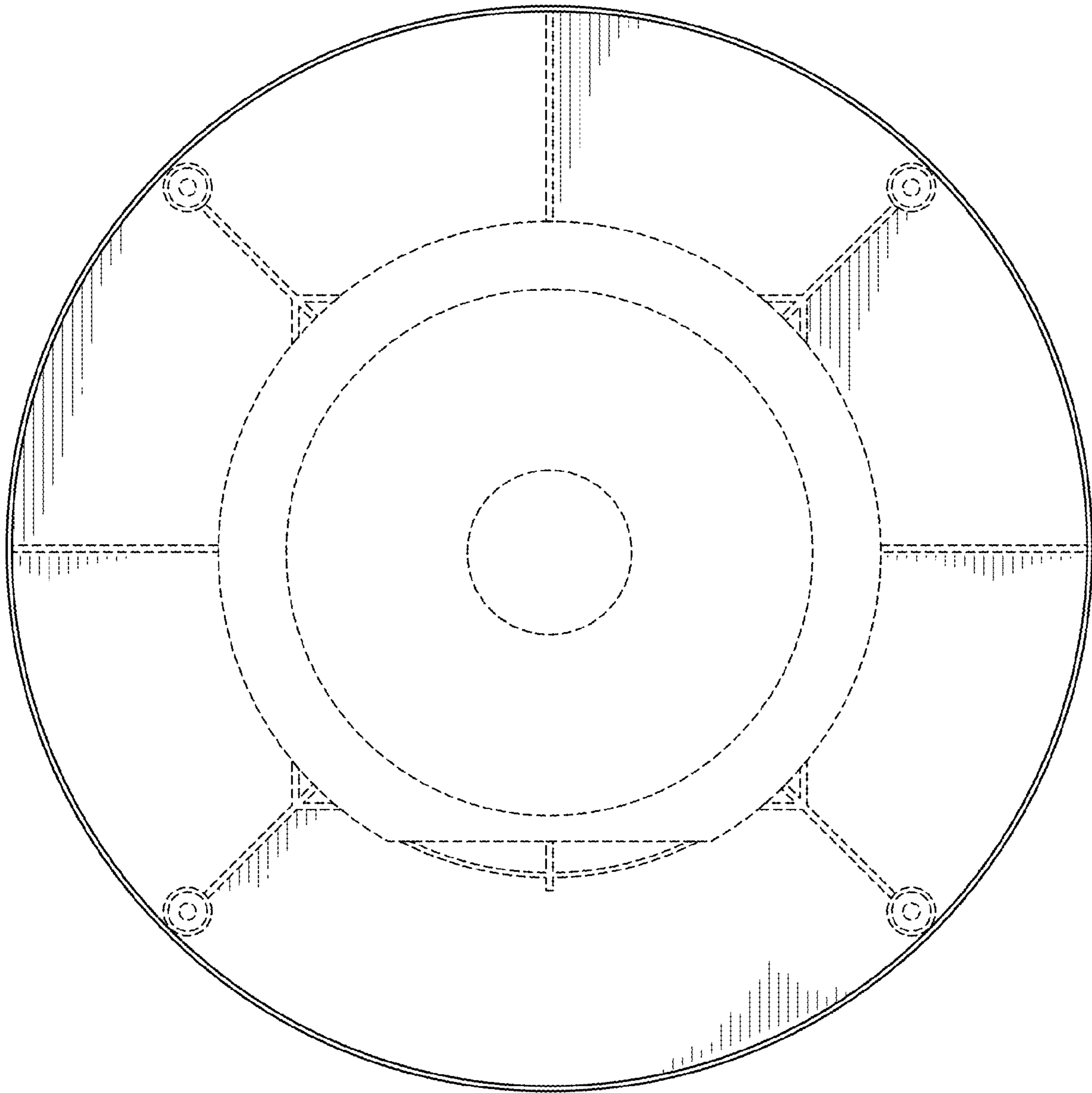
**FIG. 2**



**FIG. 3**



**FIG. 4**



**FIG. 5**