



US00D889164S

(12) **United States Design Patent** (10) **Patent No.:** **US D889,164 S**
Frontani (45) **Date of Patent:** **** Jul. 7, 2020**

(54) **SHOWER CABINET**

(71) Applicant: **Karen Frontani**, Melbourne, FL (US)

(72) Inventor: **Karen Frontani**, Melbourne, FL (US)

(**) Term: **15 Years**

(21) Appl. No.: **29/680,948**

(22) Filed: **Feb. 21, 2019**

(51) **LOC (12) Cl.** **06-04**

(52) **U.S. Cl.**
USPC **D6/559**

(58) **Field of Classification Search**
USPC D6/559, 329, 406.3, 553, 561, 634, 659,
D6/660, 661, 662, 663; 312/209, 224,
312/225, 234, 242, 245; 206/312, 320,
206/823
CPC A47B 43/00; A47B 43/04; A47B 47/0066;
A47B 47/04; A47B 63/00; A47B 69/00;
A47B 71/00; A47B 51/00
See application file for complete search history.

(56) **References Cited**

U.S. PATENT DOCUMENTS

D366,796 S *	2/1996	Crowley	D6/512
D383,937 S *	9/1997	Myers	D6/559
D497,069 S *	10/2004	Aisley	D6/559
D528,840 S *	9/2006	Greiner	D6/559
D772,604 S *	11/2016	Evans	D6/559

* cited by examiner

Primary Examiner — Wan Laymon
Assistant Examiner — Mark Booker

(74) *Attorney, Agent, or Firm* — Kelly G. Swartz;
Widerman Malek, PL

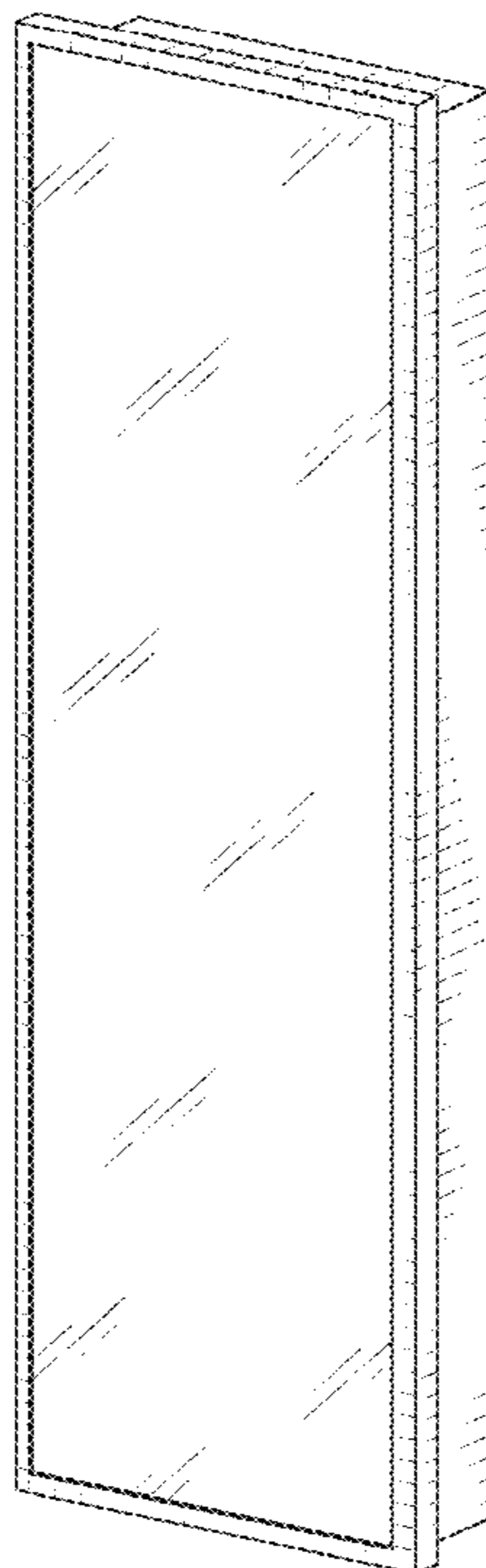
(57) **CLAIM**

The ornamental design for a shower cabinet, as shown and described.

DESCRIPTION

FIG. 1 is a perspective view of a shower cabinet in a closed position according to the present invention.
 FIG. 2 is a perspective view of the shower cabinet illustrated in FIG. 1 in an open position.
 FIG. 3 is a front elevation view of the shower cabinet illustrated in FIG. 1 in a closed position.
 FIG. 4 is a rear elevation view of the shower cabinet illustrated in FIG. 1 in a closed position.
 FIG. 5 is a first side view of the shower cabinet illustrated in FIG. 1 in a closed position.
 FIG. 6 is a second side view of the shower cabinet illustrated in FIG. 1 in a closed position.
 FIG. 7 is a top plan view of the shower cabinet illustrated in FIG. 1 in a closed position.
 FIG. 8 is a bottom plan view of the shower cabinet illustrated in FIG. 1 in a closed position.
 FIG. 9 is a front elevation view of the shower cabinet illustrated in FIG. 1 in an open position; and,
 FIG. 10 is a perspective view of the shower cabinet illustrated in FIG. 1 in an open position together with environmental elements.
 The dash broken lines shown in FIG. 10 represents environment and forms no part of the claimed design. The dash-dot-dash broken lines depict the elements surrounding the figure which form no part of the claimed design.

1 Claim, 7 Drawing Sheets



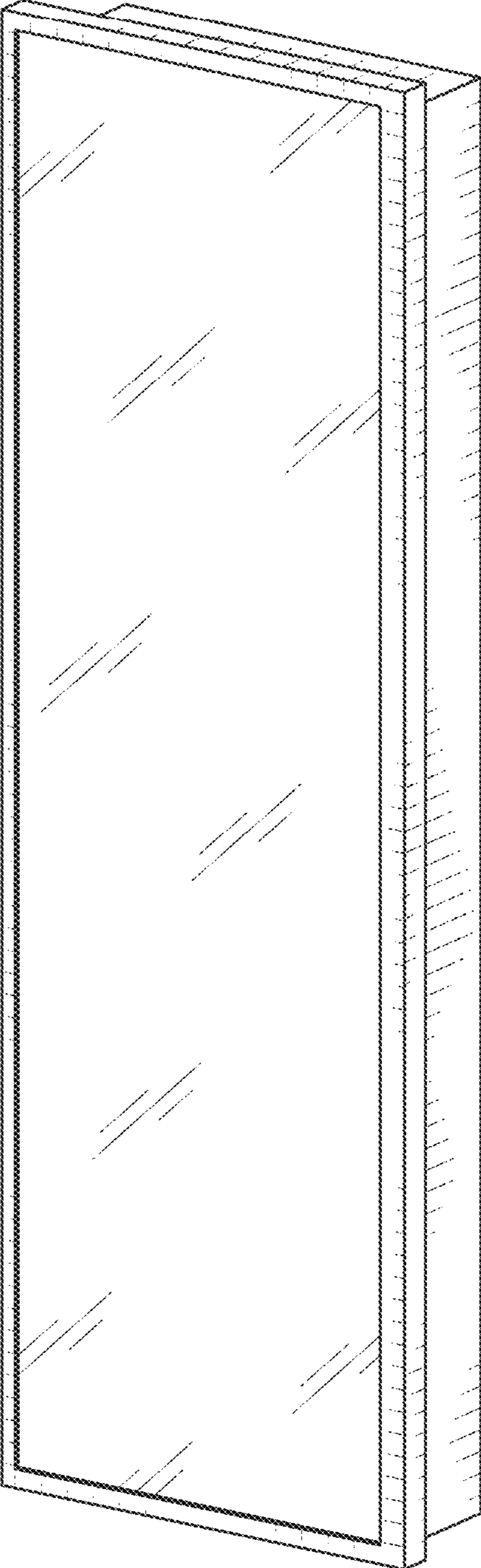


FIG. 1

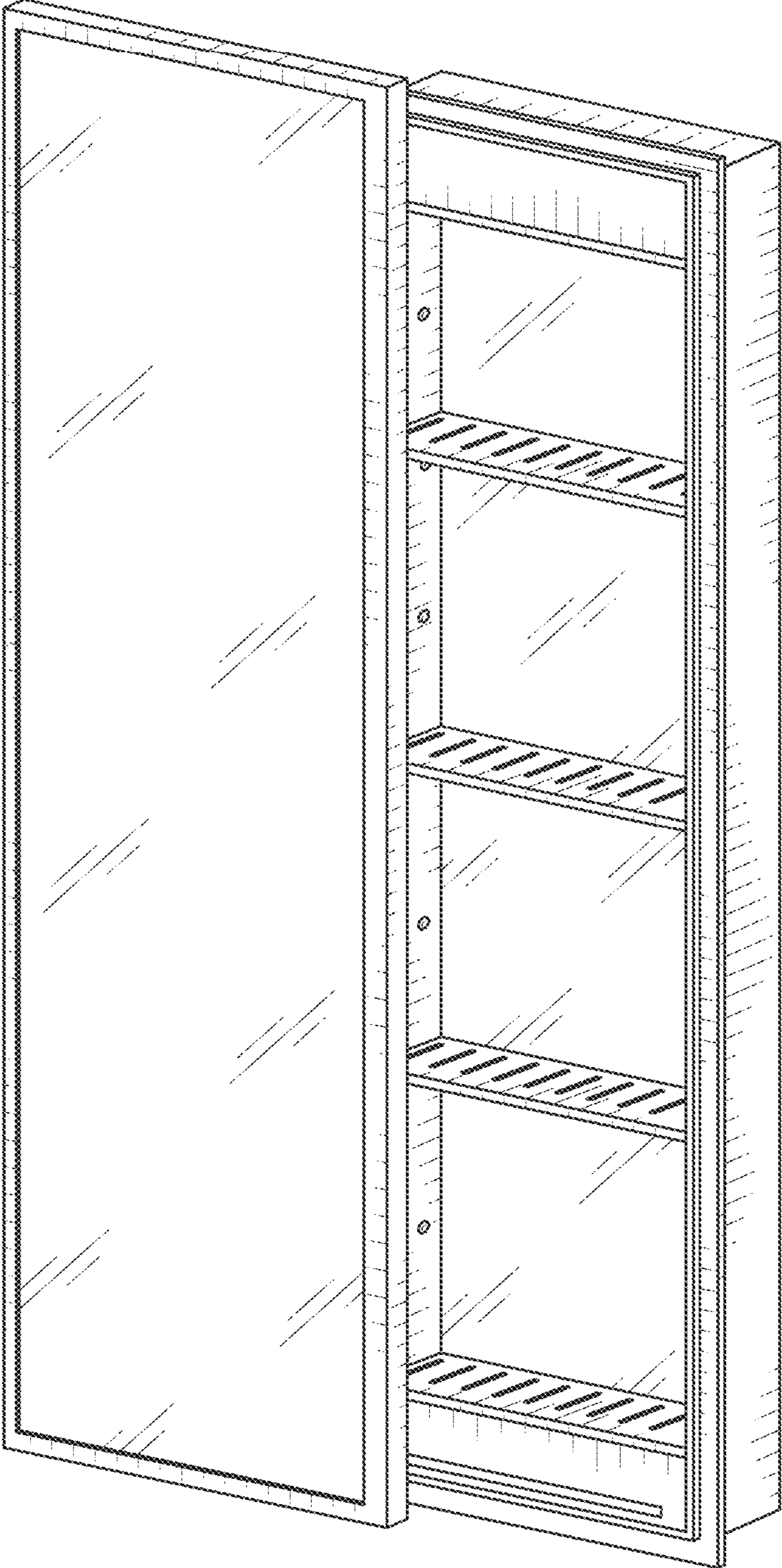


FIG. 2




FIG. 3




FIG. 4




FIG. 5




FIG. 6

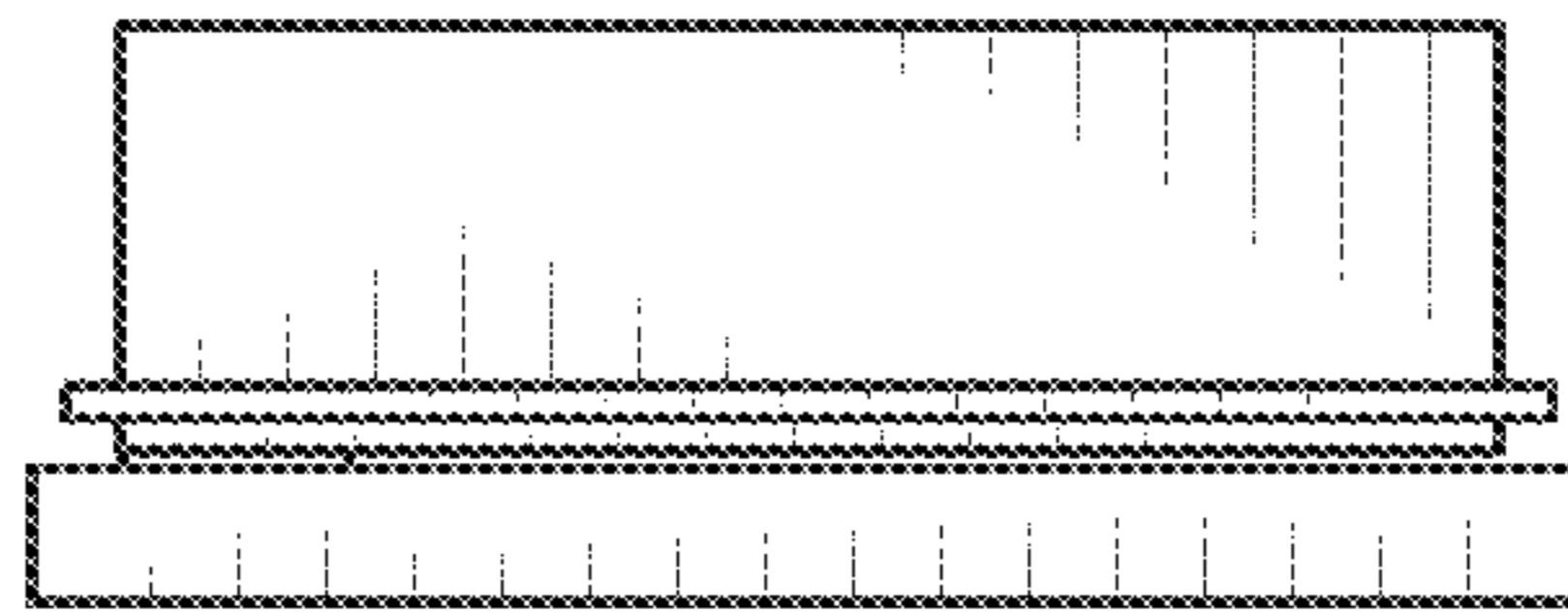


FIG. 7

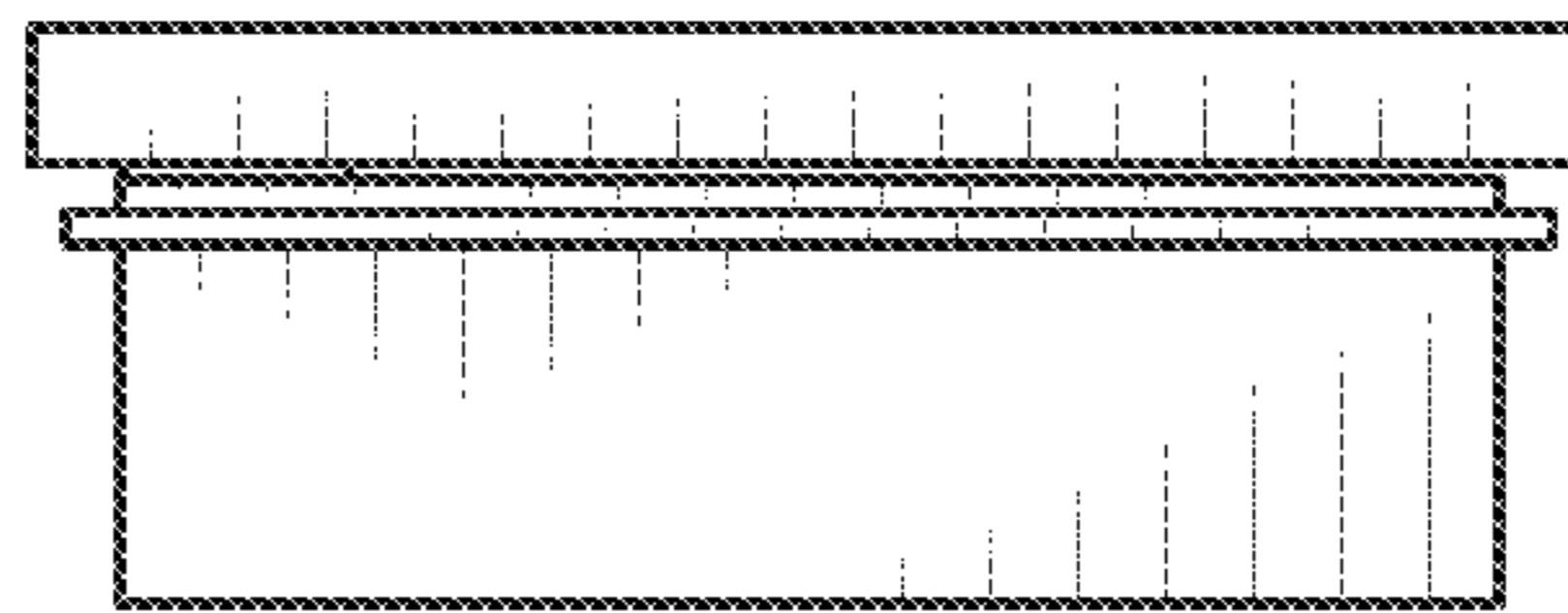


FIG. 8

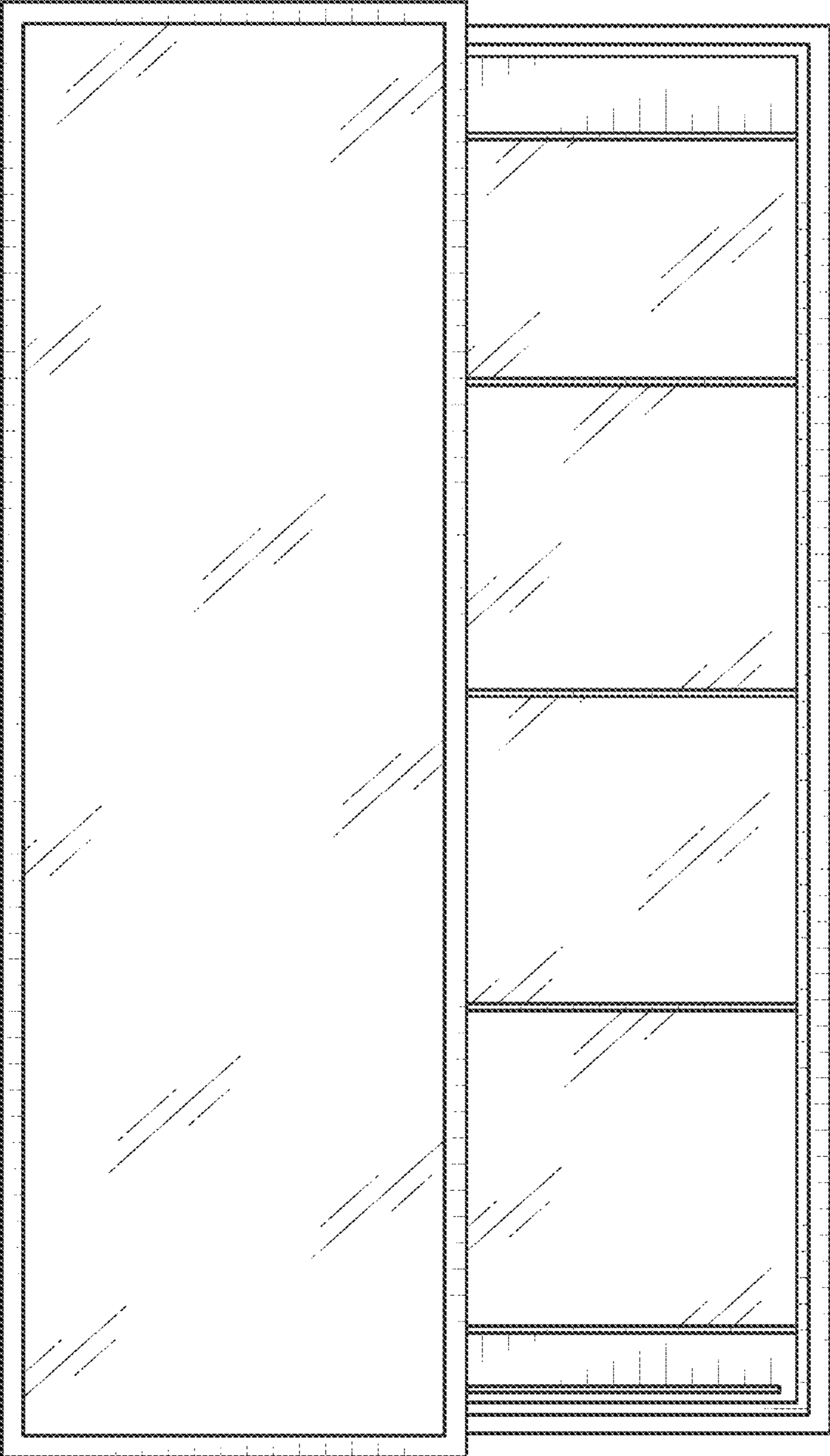


FIG. 9

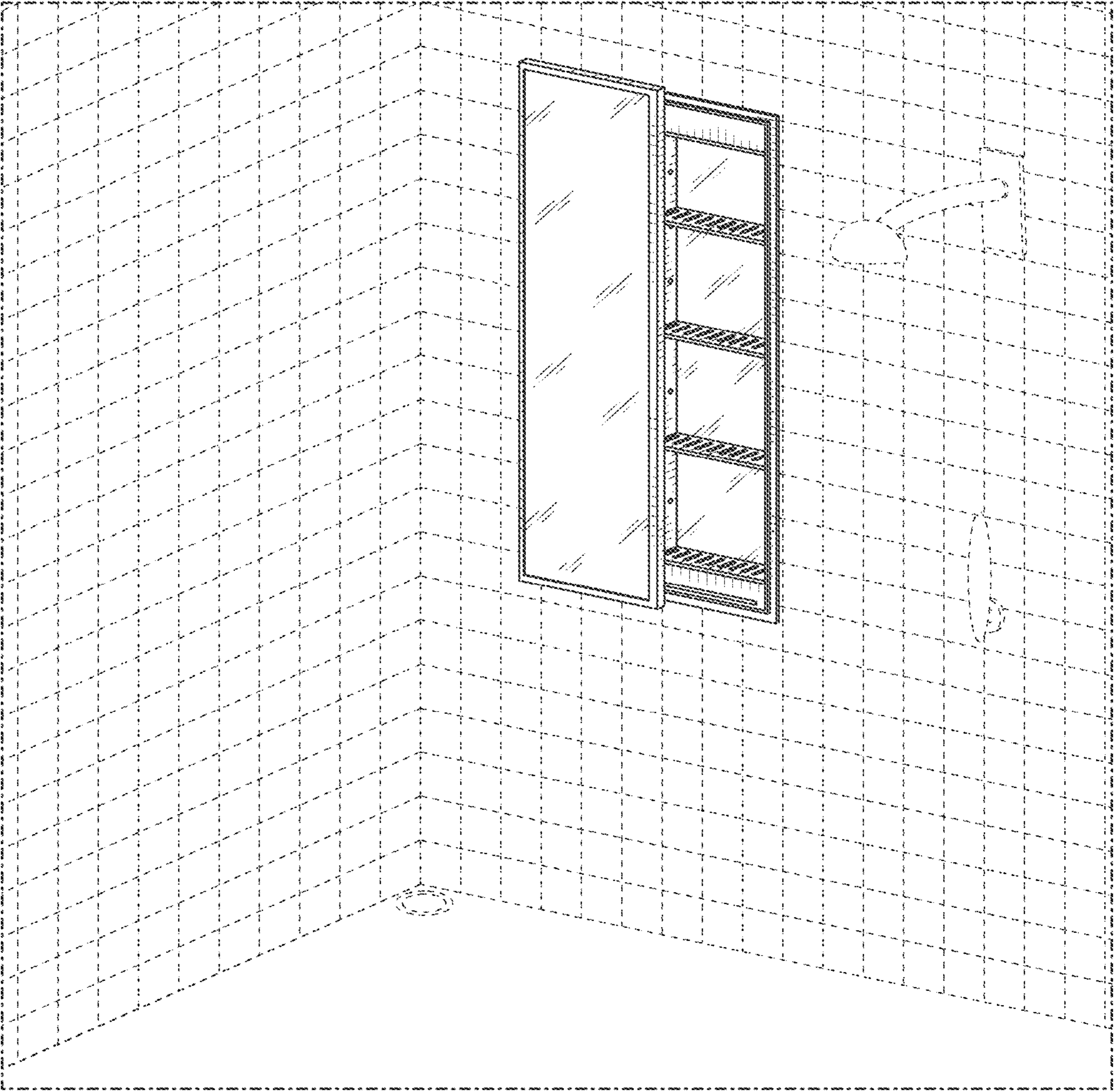


FIG. 10