



US00D889141S

(12) **United States Design Patent** (10) **Patent No.:** **US D889,141 S**
Anderson et al. (45) **Date of Patent:** **** Jul. 7, 2020**

(54) **VAPOR BARRIER WRAP**

OTHER PUBLICATIONS

(71) Applicant: **Stego Industries, LLC**, San Clemente, CA (US)

The Canadian Office Action dated Aug. 23, 2019, for Canadian Design Application No. 184235, a counterpart foreign application of the Design U.S. Appl. No. 29/647,913, 2 pages.

(72) Inventors: **Scott Anderson**, Dana Point, CA (US); **Bret N. Houck**, San Clemente, CA (US); **Michael R. Tucker**, Carlsbad, CA (US)

Primary Examiner — Karen S Acker

(74) *Attorney, Agent, or Firm* — Lee & Hayes, P.C.

(73) Assignee: **Stego Industries, LLC**, San Clemente, CA (US)

(57) **CLAIM**

(**) Term: **15 Years**

The ornamental design for a vapor barrier wrap, as shown and described.

(21) Appl. No.: **29/647,913**

(22) Filed: **May 16, 2018**

DESCRIPTION

Related U.S. Application Data

(63) Continuation-in-part of application No. 29/645,054, filed on Apr. 23, 2018.

The file of this patent contains at least one drawing/photograph executed in color. Copies of this patent with color drawings(s)/photograph(s) will be provided by the Office upon request and payment of the necessary fee.

(51) **LOC (12) Cl.** **05-06**

FIG. 1 is a plan view of a first embodiment of a vapor barrier wrap.

(52) **U.S. Cl.**

USPC **D5/99**; D5/65; D5/30

FIG. 2 is an enlarged detail view of the area marked 2 circumscribed within FIG. 1.

(58) **Field of Classification Search**

USPC D5/43, 44, 47, 57, 99; D6/582, 610, 613, D6/616; D19/5; D20/22, 27; D25/138; D32/40

FIG. 3 is an enlarged detail view of the area marked 3 circumscribed within FIG. 2.

CPC .. A61F 2002/30144; A61F 2013/53916; A61F 2013/0068; A61F 2013/530562; A61F 2013/00153; B44F 3/00; B44F 7/00; D03D 3/00; D21H 27/02; F41H 3/02

FIG. 4 is a plan view of a second embodiment of a vapor barrier wrap.

See application file for complete search history.

FIG. 5 is an enlarged detail view of the area marked 5 circumscribed within FIG. 4; and,

(56) **References Cited**

U.S. PATENT DOCUMENTS

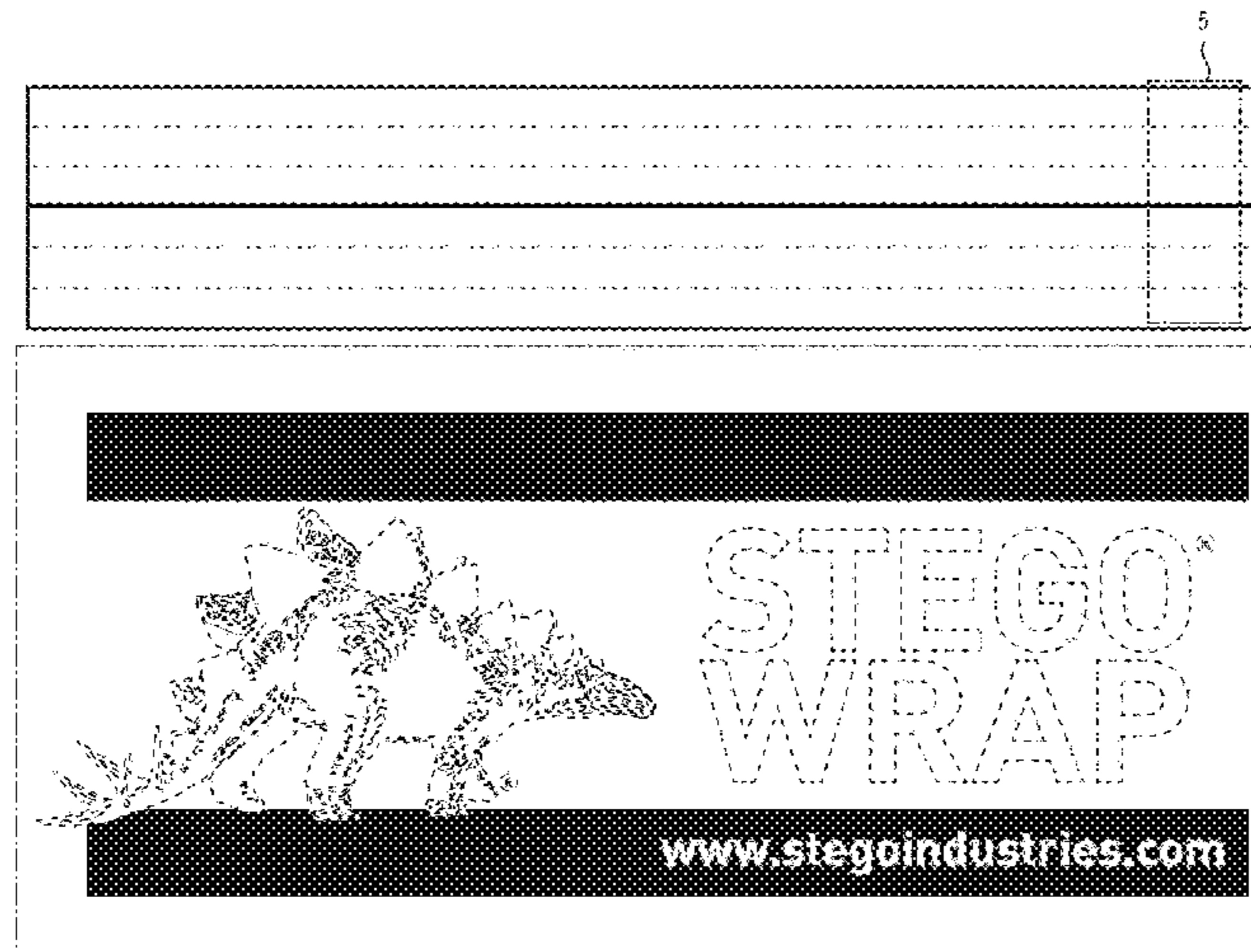
D45,162 S	1/1914	Stifel
D115,813 S	7/1939	Rohtman
D123,730 S	11/1940	Colwell
4,000,342 A	12/1976	Rochelle et al.
D297,786 S	9/1988	Braungardt

FIG. 6 is an enlarged detail view of the area marked 6 circumscribed within FIG. 5.

The evenly spaced broken lines depict portions of the vapor barrier wrap that form no part of the claimed design. The dot-dashed broken lines surrounding the inner areas of FIGS. 1, 2, 4, and 5 and forming a perimeter around FIGS. 2, 3, 5, and 6 denote boundaries of detail areas and form no part of the claimed design.

(Continued)

1 Claim, 6 Drawing Sheets
(3 of 6 Drawing Sheet(s) Filed in Color)



(56)

References Cited

U.S. PATENT DOCUMENTS

D312,354 S	11/1990	Tomforde et al.					
D397,555 S	9/1998	Nestegard et al.					
D500,342 S *	12/2004	Stewart	D20/27				
7,179,761 B2 *	2/2007	Malik	B32B 11/04				
			442/20				
D551,409 S	9/2007	Pung et al.					
7,437,855 B2 *	10/2008	Locke	E04B 1/66				
			52/169.14				
D609,476 S	2/2010	Hinnen					
D667,228 S	9/2012	Kurose et al.					
D682,359 S *	5/2013	Zhong	G02B 5/3033				
			D20/27				
D694,530 S	12/2013	Leonard et al.					
8,608,883 B2 *	12/2013	Blasdel	E02D 31/02				
			156/242				
D727,429 S	4/2015	Boyer et al.					
9,085,899 B1 *	7/2015	Bertrand	E04C 2/296				
D819,135 S	5/2018	Airhart et al.					
D819,744 S	6/2018	Airhart et al.					
				D842,097 S *	3/2019	Huggins	E04C 2/296
							D9/432
				D846,383 S *	4/2019	Hernandez	B32B 11/04
							D9/434
				2003/0214502 A1	11/2003	Park et al.	
				2011/0064932 A1 *	3/2011	Takahashi	C23C 16/345
							428/220
				2012/0202083 A1 *	8/2012	Shiomi	B29C 55/12
							428/480
				2014/0127518 A1 *	5/2014	Ishikawa	H01L 51/5253
							428/447
				2014/0251426 A1 *	9/2014	Bando	C08K 3/346
							136/256
				2015/0015949 A1 *	1/2015	Ueki	G02B 5/3033
							359/489.07
				2015/0064429 A1 *	3/2015	Iwaya	B32B 7/12
							428/213
				2016/0060863 A1 *	3/2016	Deiss	E06B 1/62
							428/58
				2018/0082618 A1 *	3/2018	Kishi	G06T 11/20
				2018/0111282 A1 *	4/2018	Yamanashi	B23B 27/1685

* cited by examiner


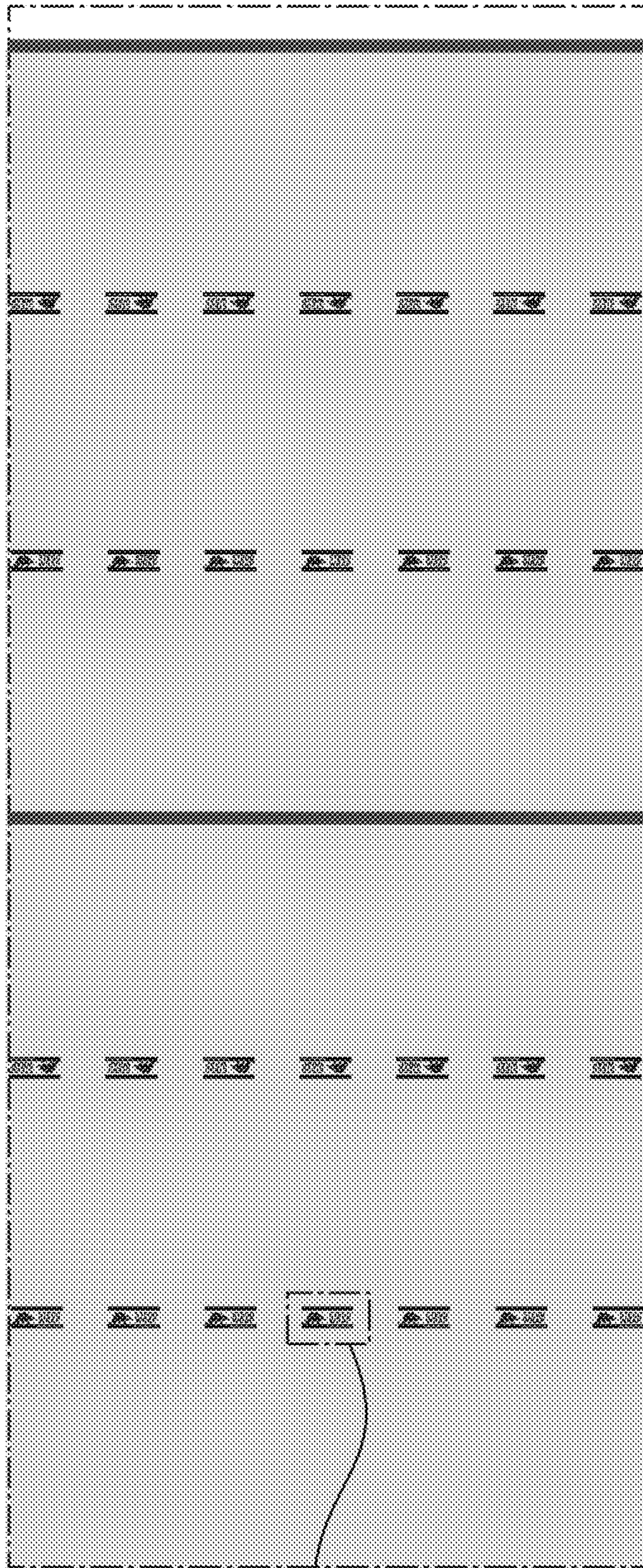


FIG. 1



3

FIG. 2

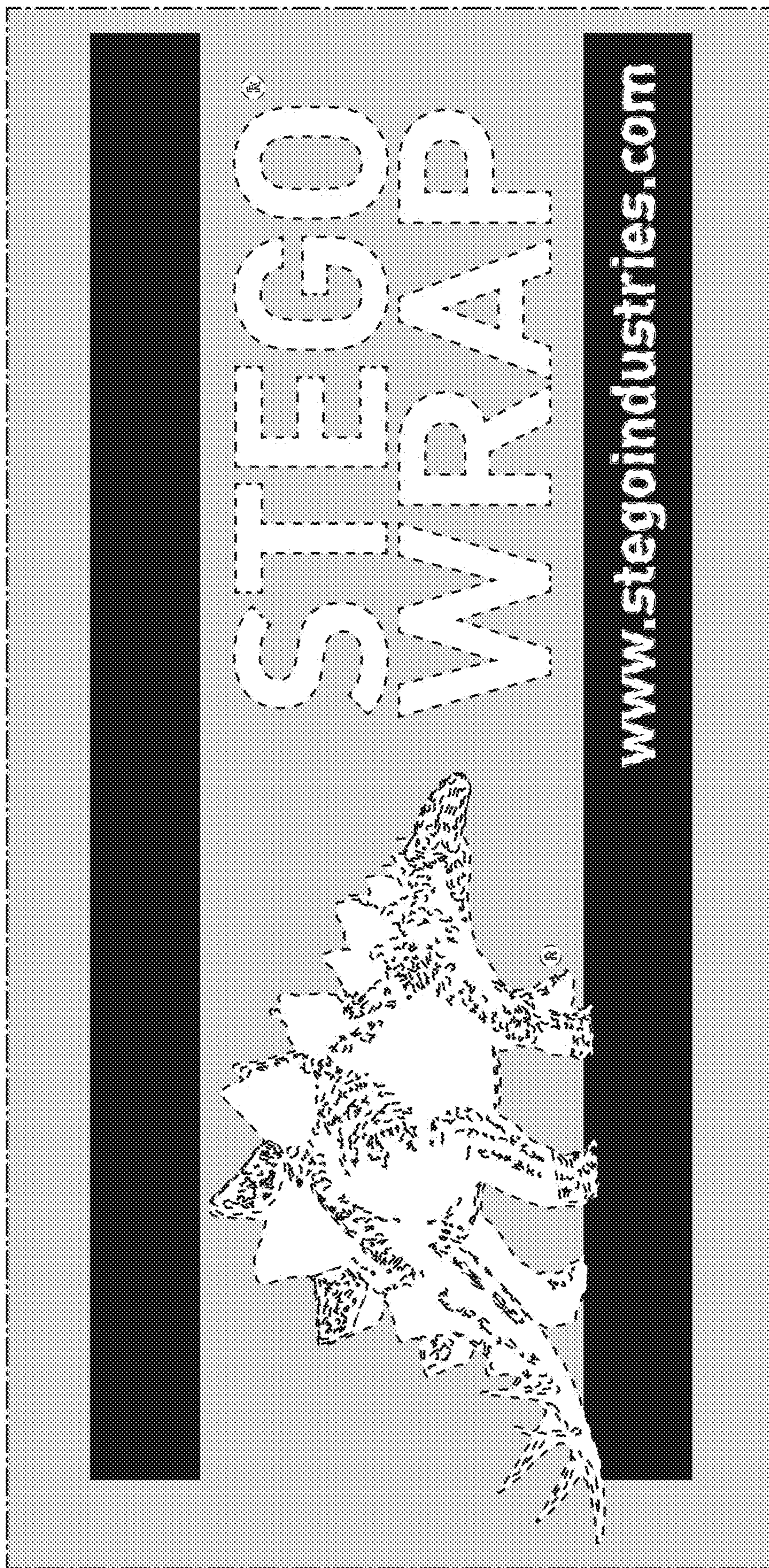


FIG. 3

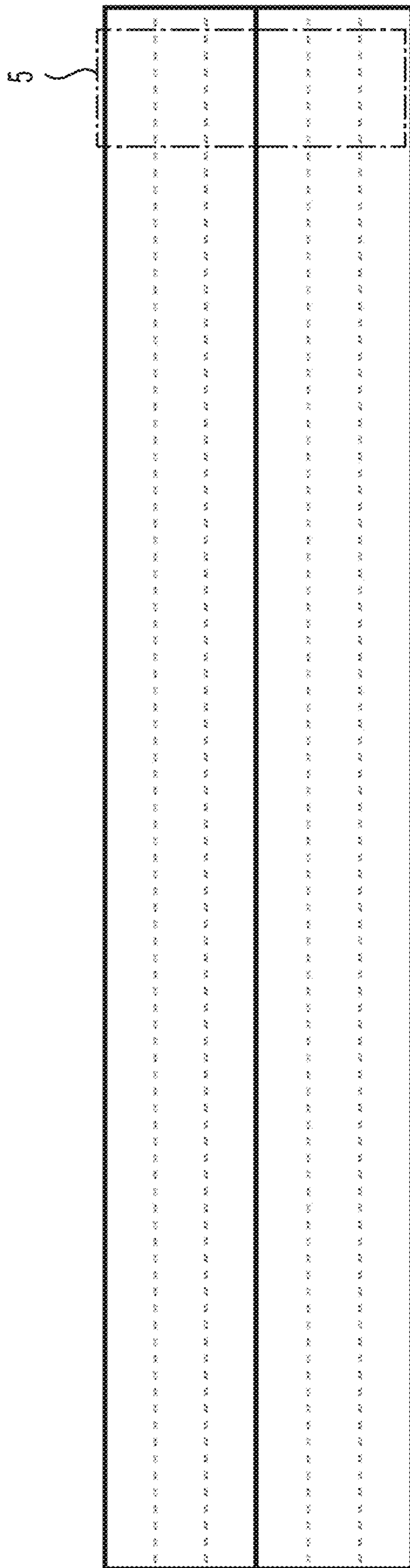


FIG. 4

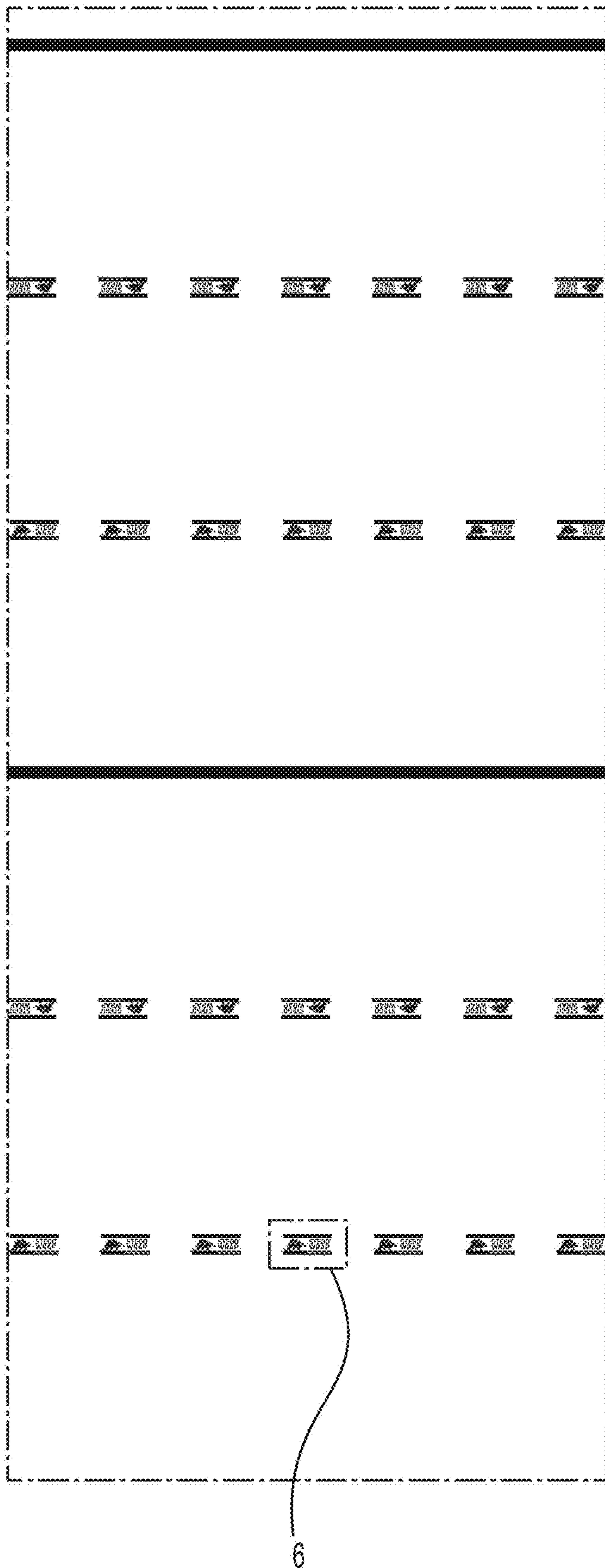


FIG. 5

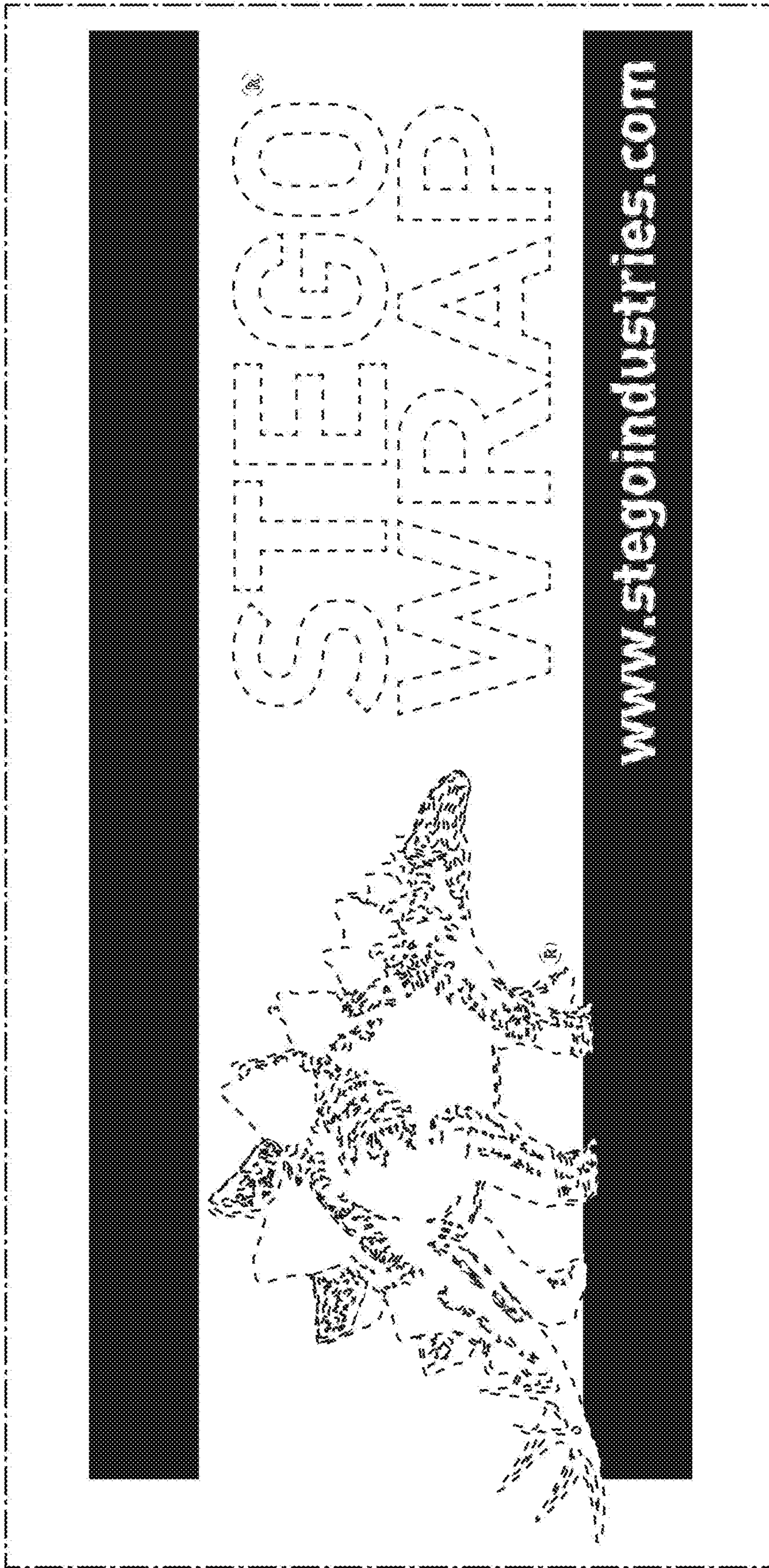


FIG. 6