



US00D889138S

(12) **United States Design Patent**
Huang

(10) **Patent No.:** **US D889,138 S**
(45) **Date of Patent:** **** Jul. 7, 2020**

- (54) **FABRIC**
- (71) Applicant: **Teh Yor Co., Ltd.**, New Taipei (TW)
- (72) Inventor: **Chien-Fong Huang**, New Taipei (TW)
- (73) Assignee: **Teh Yor Co., Ltd.**, New Taipei (TW)
- (**) Term: **15 Years**
- (21) Appl. No.: **29/660,984**
- (22) Filed: **Aug. 23, 2018**
- (51) **LOC (12) Cl.** **05-05**
- (52) **U.S. Cl.**
USPC **D5/47**
- (58) **Field of Classification Search**
USPC D5/4, 7, 11, 21, 26, 30, 40, 41, 43, 47,
D5/48, 52, 53, 55, 56, 57, 58, 59, 60, 61,
D5/62, 63, 64, 65, 99; D6/582, 588, 589,
D6/597, 619, 602, 612, 616, 617, 622;
D19/1; D25/138; D32/57
CPC .. A61F 2002/30144; A61F 2002/30143; A61F
2013/53916; A61F 2013/530562; A61F
2013/00153; A61F 2013/0068; B44F
3/00; B44F 7/00; F41H 3/02; D21F
1/0027; D21H 27/02
See application file for complete search history.

(56) **References Cited**

U.S. PATENT DOCUMENTS

D6,404 S *	2/1873	Wink	D5/7
D38,046 S *	5/1906	Conde	D5/47
D38,047 S *	5/1906	Conde	D04B 21/06
				D5/47
D89,764 S *	5/1933	Hemmerich	D5/47
D97,550 S *	11/1935	Golding	D5/48
D97,573 S *	11/1935	Blum	D5/48
D99,044 S *	3/1936	Persky	D5/48
D99,045 S *	3/1936	Persky	D5/48
D102,846 S *	1/1937	Siner	D5/19

D108,230 S *	2/1938	Dognin	D5/48
D175,640 S *	9/1955	Peters	D5/47
D185,373 S *	6/1959	Koskinen	D5/1
3,081,515 A *	3/1963	Griswold	D04H 1/736
				428/131
D217,211 S *	4/1970	Rost	D5/47
3,922,888 A *	12/1975	Patterson	D04B 21/06
				66/192
D265,943 S *	8/1982	Stocker	D5/4
4,693,922 A *	9/1987	Buyofsky	D04H 5/03
				28/105
D448,180 S *	9/2001	Alfonso	D5/99
7,449,085 B2 *	11/2008	Hermans	D21H 19/10
				162/109
7,836,936 B2 *	11/2010	Graichen	D04B 19/00
				160/178.1 V
D676,581 S *	2/2013	Canales	D04H 5/03
				D25/104

(Continued)

Primary Examiner — Karen S Acker
(74) *Attorney, Agent, or Firm* — Chen Yoshimura LLP

(57) **CLAIM**



The ornamental design for a fabric, as shown and described.

DESCRIPTION

FIG. 1 is a front view of a fabric according to my design; FIG. 2 is a duplicate view of the design of FIG. 1 showing areas of details; FIG. 3 is an enlarged detail view of area 3 circumscribed by broken lines in FIG. 2; FIG. 4 is an enlarged detail view of area 4 circumscribed by broken lines in FIG. 2; and, FIG. 5 is an enlarged detail view of unit area 5 circumscribed by broken lines in FIG. 2.

The broken lines in FIG. 1 depict boundaries of the claim and form no part thereof. The broken lines in FIGS. 2-5 illustrate the boundaries of the detail areas and form no part of the claimed design.

1 Claim, 5 Drawing Sheets



(56)

References Cited

U.S. PATENT DOCUMENTS

D728,265 S * 5/2015 Wu D04H 1/736
D6/575
D733,458 S * 7/2015 Wu D6/575
10,045,888 B2 * 8/2018 Strube B32B 5/22
D873,032 S * 1/2020 Huang D5/47
2010/0112320 A1 * 5/2010 Ostendorf A47K 10/16
428/218
2012/0029537 A1 * 2/2012 Mortarino A61L 27/3604
606/151
2012/0129416 A1 * 5/2012 Anand A43B 23/045
442/306
2015/0361596 A1 * 12/2015 Valerie D03D 11/00
428/34.5

* cited by examiner




FIG. 1




FIG. 2




FIG. 3




FIG. 4




FIG. 5