



US00D889137S

(12) **United States Design Patent**
Huang

(10) **Patent No.:** **US D889,137 S**

(45) **Date of Patent:** **** Jul. 7, 2020**

(54) **FABRIC**

(71) Applicant: **Teh Yor Co., Ltd.**, New Taipei (TW)

(72) Inventor: **Chien-Fong Huang**, New Taipei (TW)

(73) Assignee: **Teh Yor Co., Ltd.**, New Taipei (TW)

(**) Term: **15 Years**

(21) Appl. No.: **29/660,982**

(22) Filed: **Aug. 23, 2018**

(51) **LOC (12) Cl.** **05-05**

(52) **U.S. Cl.**
USPC **D5/47**

(58) **Field of Classification Search**

USPC D5/4, 7, 11, 21, 26, 30, 40, 41, 43, 47,
D5/48, 52, 53, 55, 56, 57, 58, 59, 60, 61,
D5/62, 63, 64, 65, 99; D6/582, 588, 589,
D6/597, 619, 602, 612, 616, 617, 622;
D19/1; D25/138; D32/57

CPC .. A61F 2002/30144; A61F 2002/30143; A61F
2013/53916; A61F 2013/530562; A61F
2013/00153; A61F 2013/0068; B44F
3/00; B44F 7/00; F41H 3/02

See application file for complete search history.

(56) **References Cited**

U.S. PATENT DOCUMENTS

D17,573 S * 8/1887 Kneedler D5/60
D23,838 S * 12/1894 Morgan D5/60
D26,045 S * 9/1896 Smith D5/47
D88,306 S * 11/1932 Megroz D5/47
D98,920 S * 3/1936 Dick D5/7
D99,926 S * 6/1936 Brown D5/7
D101,257 S * 9/1936 Sadinoff D5/47
D121,776 S * 8/1940 Sadinoff D5/47
D130,373 S * 11/1941 Stern D5/47
D133,516 S * 8/1942 Leerer D5/60
D175,640 S * 9/1955 Peters D5/47

D182,314 S * 3/1958 Sylvester et al. D5/47
D183,323 S * 8/1958 Pomeroy D5/54
D185,373 S * 6/1959 Koskinen D5/1
3,081,500 A * 3/1963 Griswold D04H 1/736
264/119
D233,547 S * 11/1974 Schroeder D5/51
D578,776 S * 10/2008 Harkenrider D03D 11/00
D5/56
D701,701 S * 4/2014 Tucker D5/47
D785,340 S * 5/2017 Bedingfield B29C 66/1122
D5/47
D873,032 S * 1/2020 Huang D5/47
2004/0084158 A1 * 5/2004 Colson B29C 66/1122
160/84.05
2011/0180102 A1 * 7/2011 Bradshaw A63B 57/60
134/6
2012/0029537 A1 * 2/2012 Mortarino A61L 27/3604
606/151

(Continued)

Primary Examiner — Karen S Acker

(74) *Attorney, Agent, or Firm* — Chen Yoshimura LLP

(57) **CLAIM**

The ornamental design for a fabric, as shown and described.

DESCRIPTION

FIG. 1 is a front view of a fabric according to my design; FIG. 2 is a duplicate view of the design of FIG. 1 showing areas of details;



FIG. 3 is an enlarged detail view of area 3 circumscribed by broken lines in FIG. 2;

FIG. 4 is an enlarged detail view of area 4 circumscribed by broken lines in FIG. 2; and,

FIG. 5 is an enlarged detail view of a unit area 5 circumscribed by broken lines in FIG. 2.

The broken lines in FIG. 1 depict boundaries of the claim and form no part thereof. The broken lines in FIGS. 2 through 5 illustrate the boundaries of the detail areas and form no part of the claimed design.

1 Claim, 5 Drawing Sheets



(56)

References Cited

U.S. PATENT DOCUMENTS

2012/0129416 A1* 5/2012 Anand A43B 23/045
442/306
2015/0361596 A1* 12/2015 Valerie D03D 11/00
428/34.5
2015/0368863 A1* 12/2015 Xu D21F 1/0027
162/358.2

* cited by examiner




FIG. 1




FIG. 2




FIG. 3




FIG. 4




FIG. 5