



US00D889122S

(12) **United States Design Patent**
Fitzgerald

(10) **Patent No.:** **US D889,122 S**

(45) **Date of Patent:** **** Jul. 7, 2020**

(54) **WALLET**

(71) Applicant: **Leonard Fitzgerald**, Beverly, MA (US)

(72) Inventor: **Leonard Fitzgerald**, Beverly, MA (US)

(**) Term: **15 Years**

(21) Appl. No.: **29/680,561**

(22) Filed: **Feb. 18, 2019**

(51) **LOC (12) Cl.** **03-01**

(52) **U.S. Cl.**
USPC **D3/247**

(58) **Field of Classification Search**

USPC D3/247, 249–253

CPC A45C 1/06; A45C 3/08

See application file for complete search history.

(56) **References Cited**

U.S. PATENT DOCUMENTS

932,205 A	8/1909	Wentz
1,924,702 A	8/1933	Philip
2,277,104 A	3/1942	Herbener
2,390,748 A	12/1945	Swanson

3,048,210 A	8/1962	Cha	
3,659,640 A *	5/1972	Fenster A45C 1/06
			150/147
D756,116 S *	5/2016	McDaniel D3/247

* cited by examiner

Primary Examiner — Holly H Baynham

(74) *Attorney, Agent, or Firm* — Boudwin Intellectual Property; Daniel Boudwin

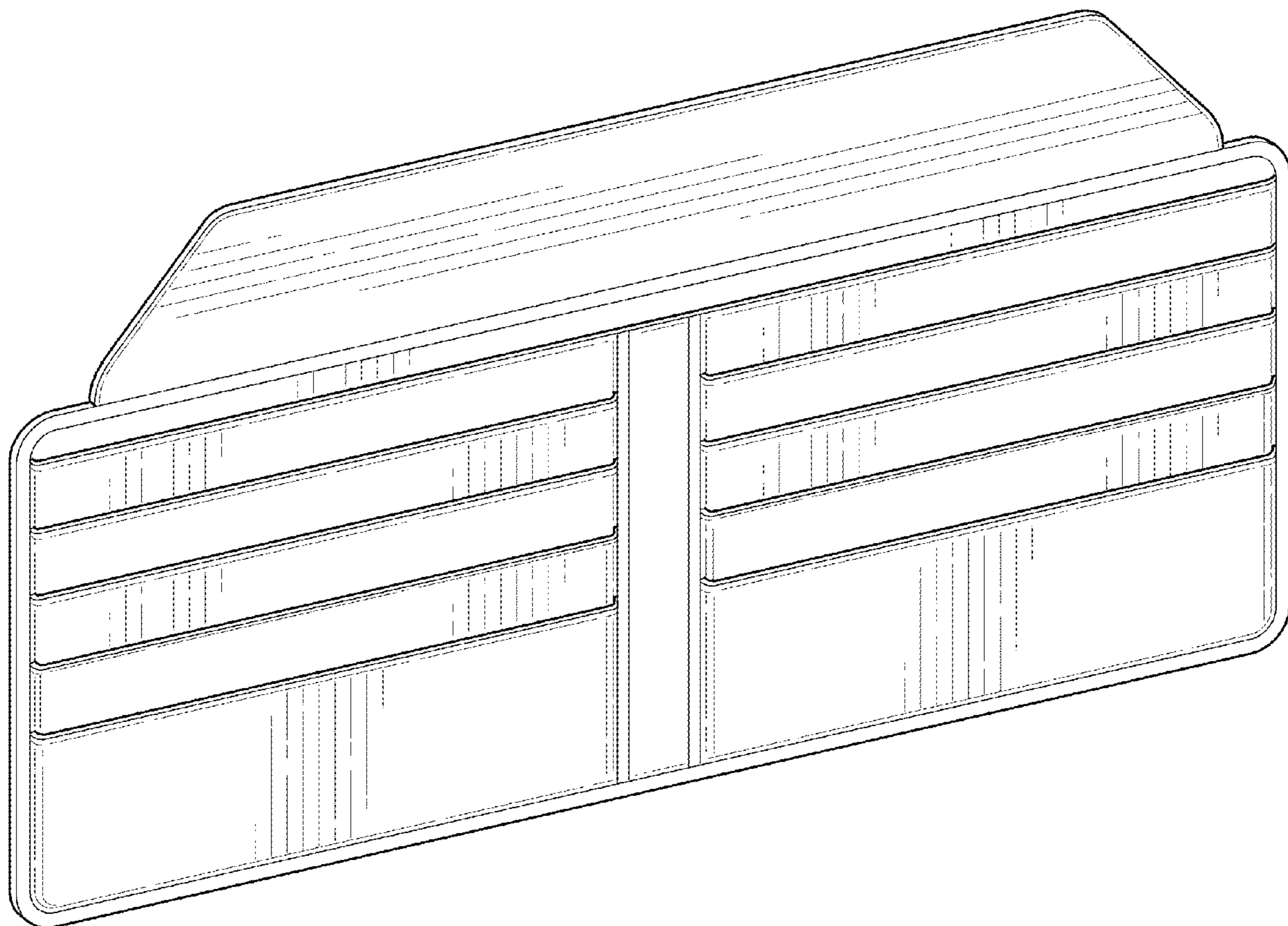
(57) **CLAIM**

The ornamental design for a wallet, as shown and described.

DESCRIPTION

FIG. 1 depicts a perspective view of the wallet.
 FIG. 2 depicts a front side elevation view of the wallet.
 FIG. 3 depicts a rear side elevation view of the wallet.
 FIG. 4 depicts a right side elevation view of the wallet.
 FIG. 5 depicts a left side elevation view of the wallet.
 FIG. 6 depicts a top plan view of the wallet; and,
 FIG. 7 depicts a bottom plan view of the wallet.
 The shade lines in the Figures show contour and not surface ornamentation.

1 Claim, 5 Drawing Sheets



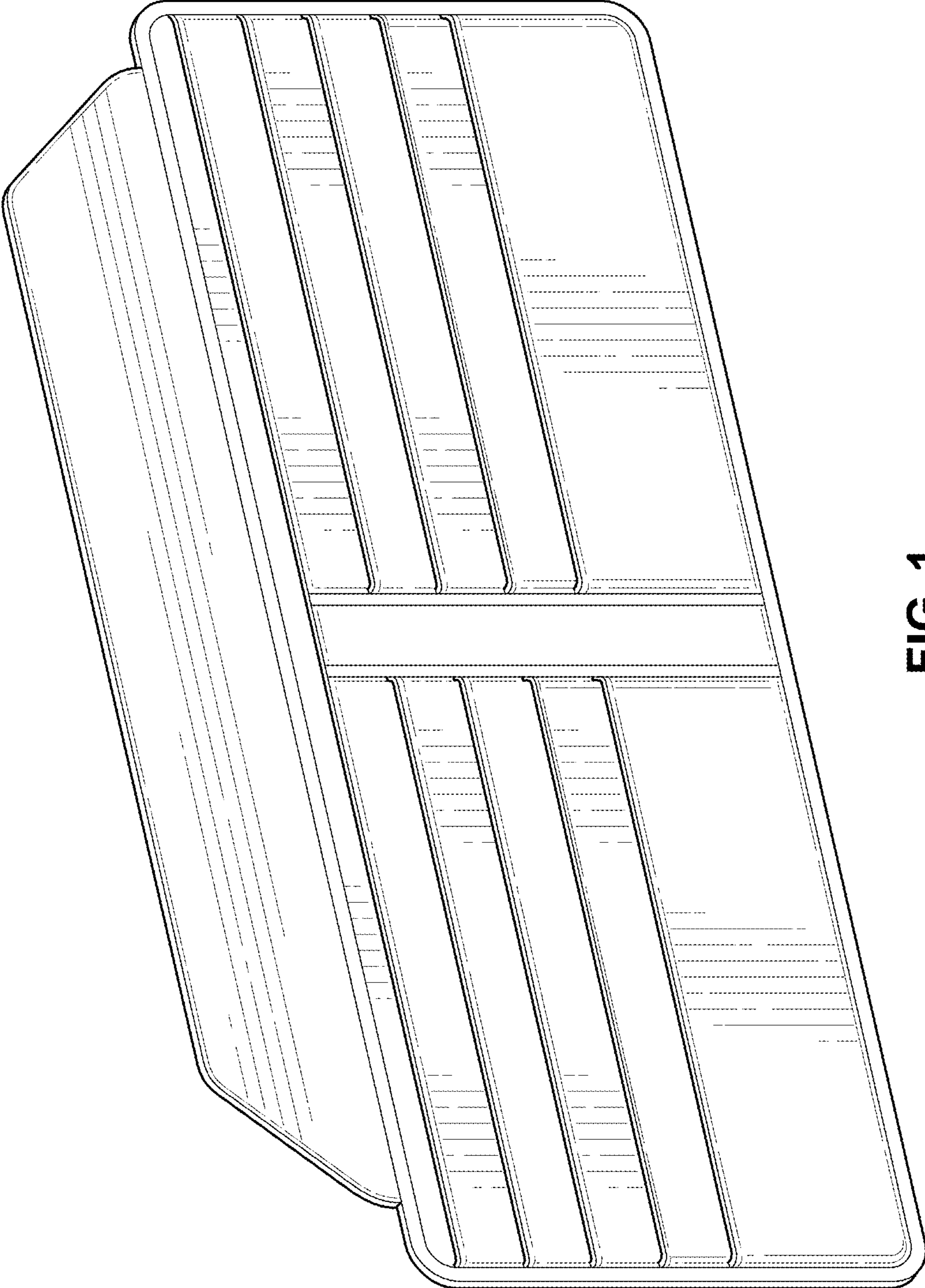


FIG. 1




FIG. 2




FIG. 3



FIG. 5



FIG. 4



FIG. 6

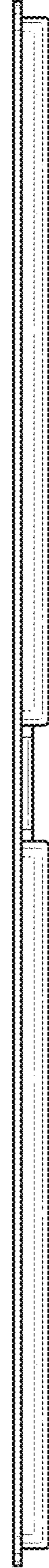


FIG. 7