



US00D889078S

(12) **United States Design Patent**  
**Day et al.**

(10) **Patent No.:** **US D889,078 S**

(45) **Date of Patent:** **\*\* Jul. 7, 2020**

- (54) **DISPOSABLE HEAD COVERING**
- (71) Applicant: **X Development LLC**, Mountain View, CA (US)
- (72) Inventors: **Matthew David Day**, Oakland, CA (US); **Gabriella Levine**, San Francisco, CA (US)
- (73) Assignee: **X Development LLC**, Mountain View, CA (US)
- (\*\*) Term: **15 Years**

- D681,832 S \* 5/2013 Samlaska ..... D24/189
- D688,850 S \* 9/2013 Parker ..... D2/500
- D756,073 S \* 5/2016 Mahoney ..... D2/877
- D778,527 S \* 2/2017 Wallen ..... D2/500
- D830,041 S \* 10/2018 Wonsey ..... D2/877

(Continued)

*Primary Examiner* — Jasmine Mlinarcik  
(74) *Attorney, Agent, or Firm* — Fish & Richardson P.C.

- (21) Appl. No.: **29/677,858**
- (22) Filed: **Jan. 24, 2019**
- (51) **LOC (12) Cl.** ..... **02-03**
- (52) **U.S. Cl.**  
USPC ..... **D2/877**
- (58) **Field of Classification Search**  
USPC ..... D2/500, 508, 600, 602, 603, 604, 609,  
D2/865, 866, 867, 868, 869, 870, 871,  
D2/872, 873, 874, 875, 876, 877, 878,  
D2/879, 880, 881, 882, 883, 884, 885,  
D2/886, 887, 888, 889, 890, 891, 892,  
D2/893, 894, 895; D24/189, 190, 191,  
D24/192  
CPC ..... A41D 20/00; A41D 23/00; A42B 1/00;  
A42B 1/006; A42B 1/04; A42B 1/041;  
A42B 1/045; A42B 1/069; A42B 1/08;  
A42B 1/12; A42B 1/22; A42B 3/00;  
A42C 5/02; A45D 8/36; A45D 8/40  
See application file for complete search history.

(57) **CLAIM**

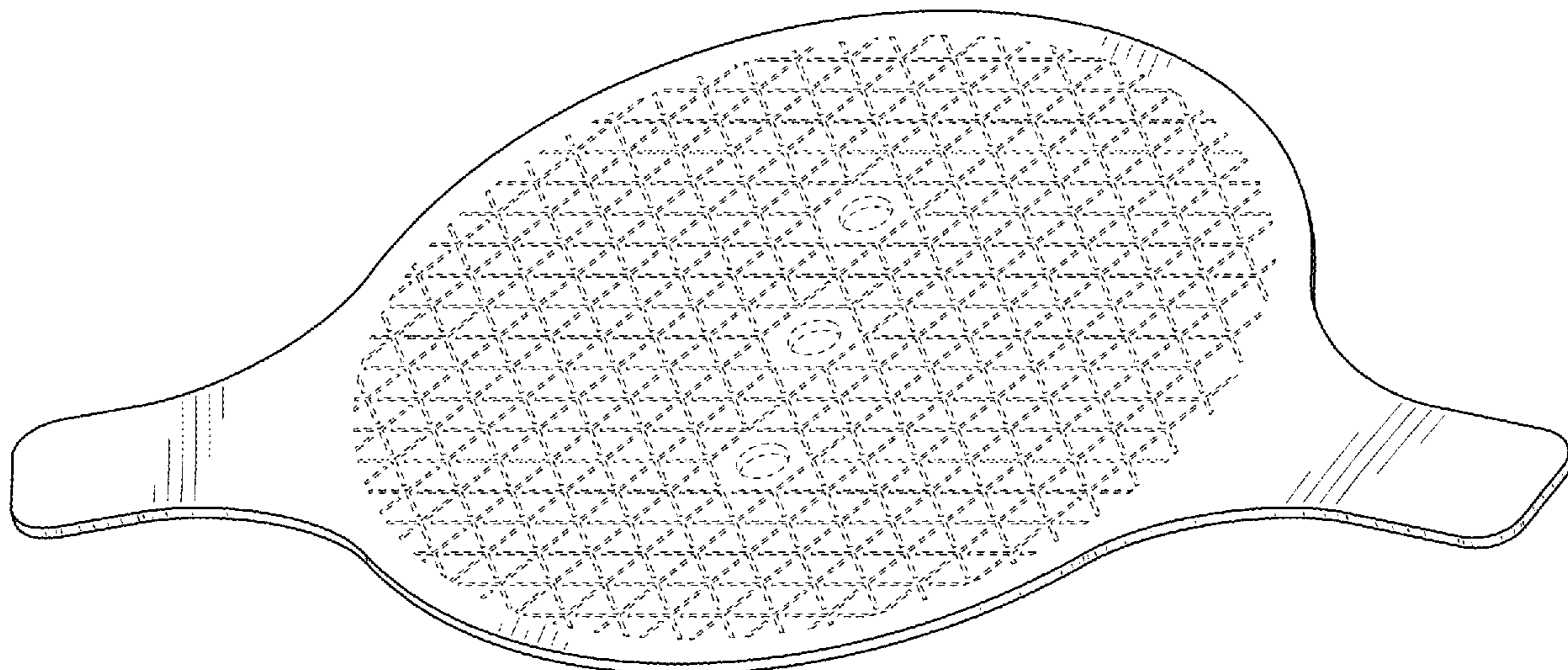
The ornamental design for a disposable head covering, substantially as shown and described.

**DESCRIPTION**

FIG. 1 is a perspective view of a disposable head covering. FIG. 2 is a perspective view of the disposable head covering of FIG. 1 as worn with the disposable head covering pulled over a user's head. FIG. 3 is a top view of the disposable head covering of FIG. 1. FIG. 4 is a bottom view of the disposable head covering of FIG. 1. FIG. 5 is a left side view of the disposable head covering of FIG. 1. FIG. 6 is a right side view of the disposable head covering of FIG. 1. FIG. 7 is a front view of the disposable head covering of FIG. 1; and, FIG. 8 is a rear view of the disposable head covering of FIG. 1. In FIG. 2 the disposable head covering is illustrated as being stretched over a user's head. The broken lines along the disposable head covering and the areas within the broken lines define features of the disposable head covering that form no part of the claimed design. The partial human figure outlined by broken lines in FIG. 2 assists to illustrate how the disposable head covering may appear when worn and forms no part of the claimed design.

**1 Claim, 5 Drawing Sheets**

- (56) **References Cited**  
U.S. PATENT DOCUMENTS  
3,249,113 A \* 5/1966 Soback ..... A45D 19/18  
132/270  
D249,198 S \* 9/1978 Schulman ..... D2/877



(56)

**References Cited**

U.S. PATENT DOCUMENTS

D844,302 S \* 4/2019 Dockery ..... D2/877  
D846,129 S \* 4/2019 Del Rossi ..... D24/189

\* cited by examiner

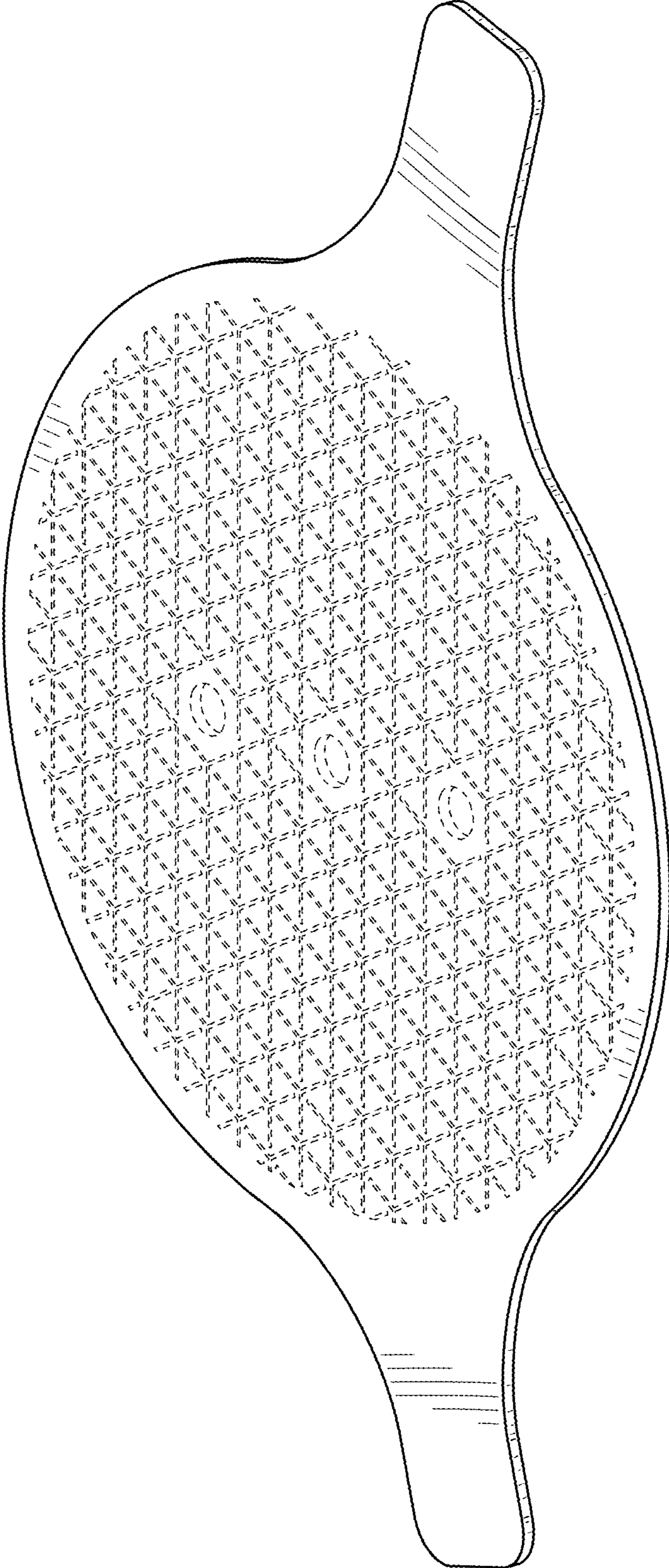


FIG. 1

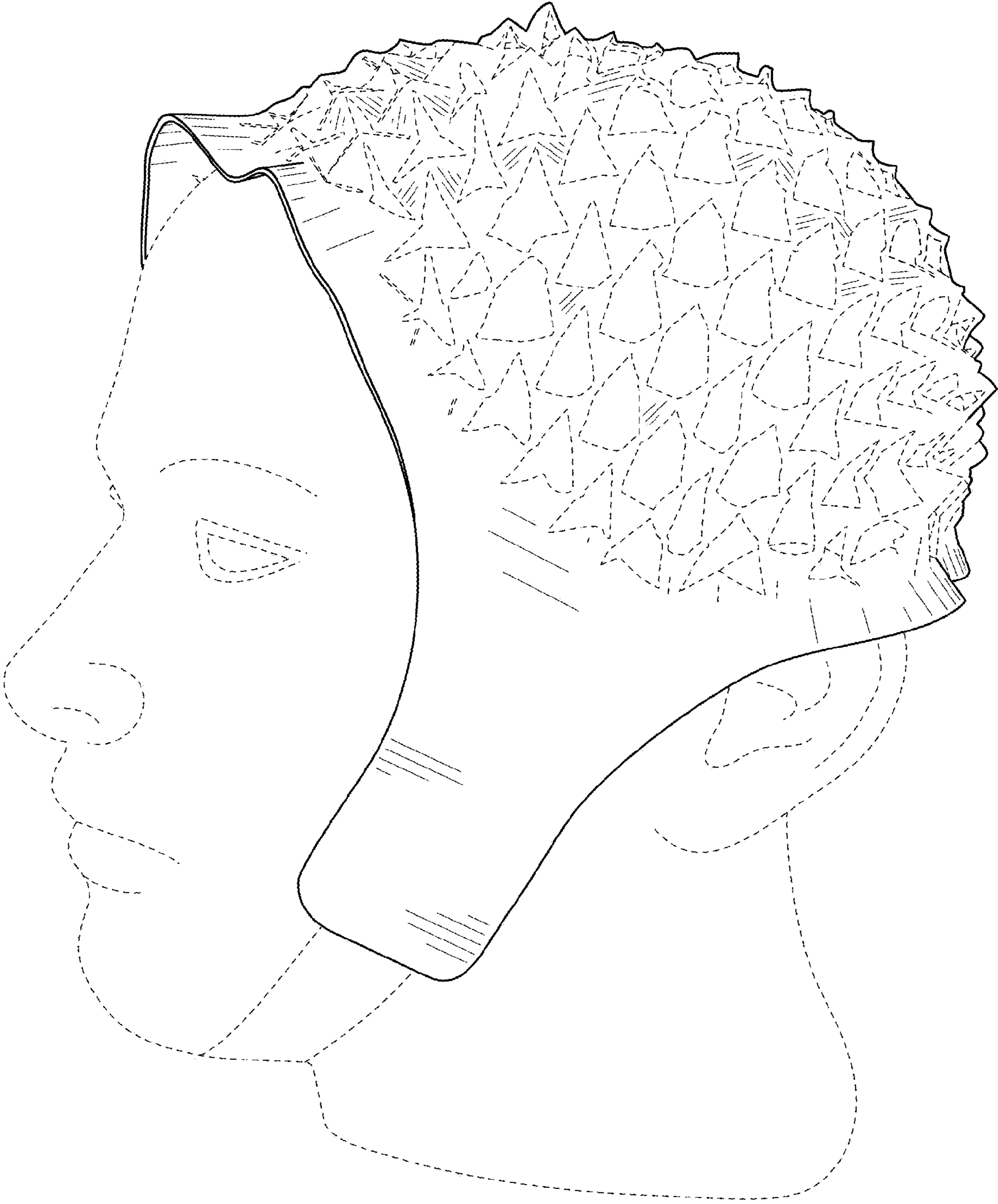


FIG. 2

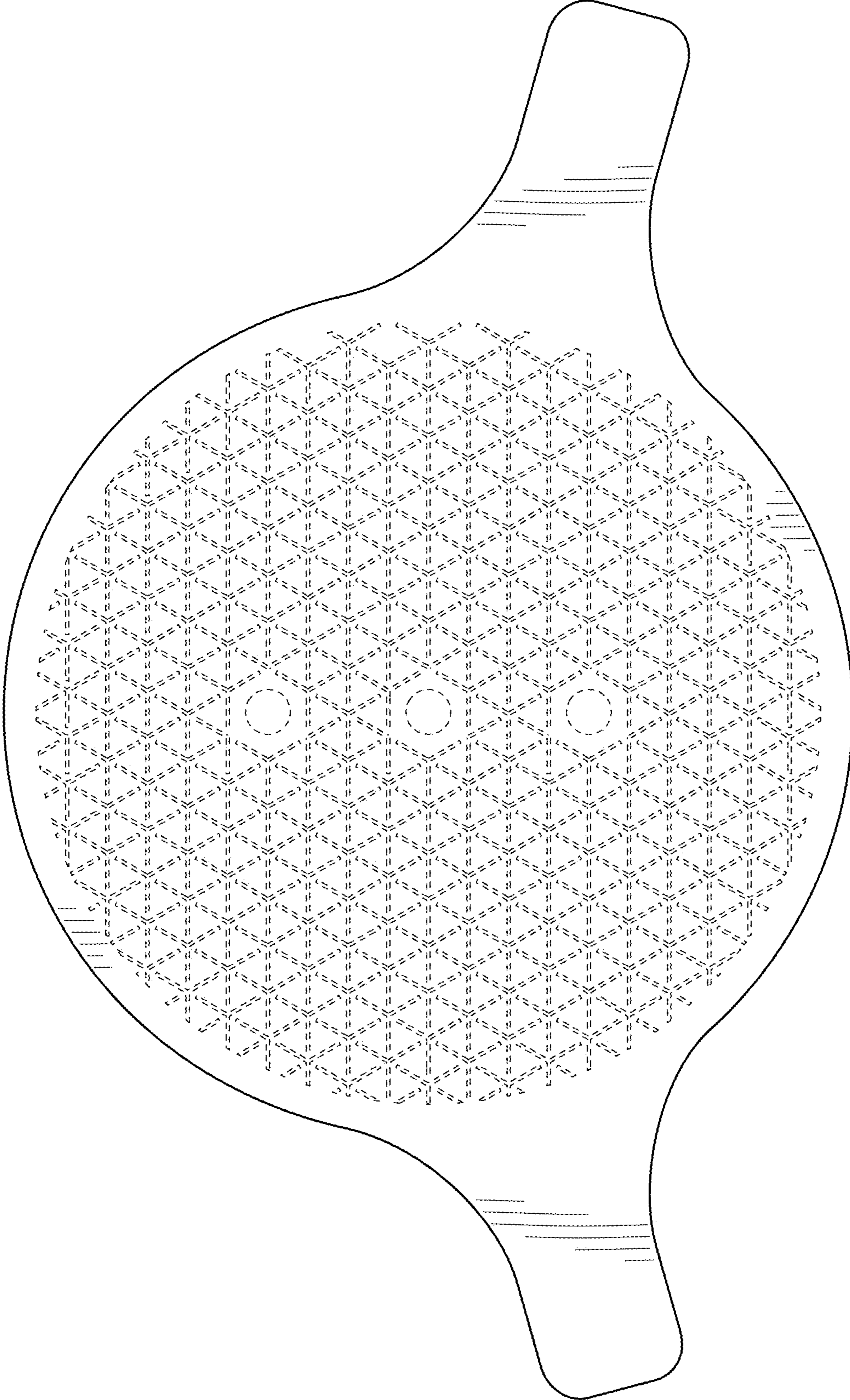


FIG. 3

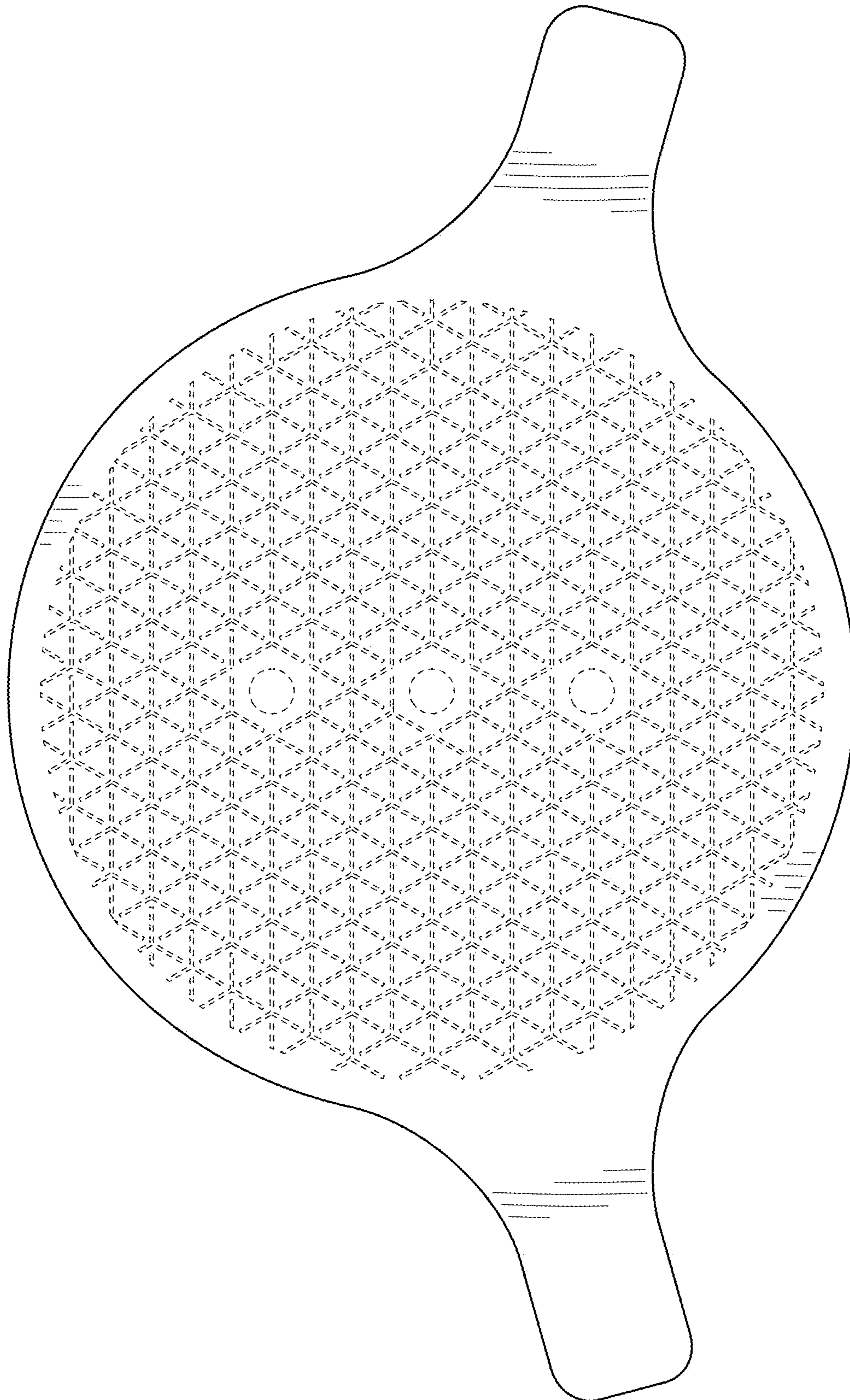


FIG. 4




FIG. 5




FIG. 6



FIG. 7



FIG. 8