



US00D889076S

(12) **United States Design Patent** (10) **Patent No.:** **US D889,076 S**
Hamilton-Roque et al. (45) **Date of Patent:** **** Jul. 7, 2020**

- (54) **GOWN AND SLIPPER SET**
- (71) Applicant: **Medline Industries, Inc.**, Mundelein, IL (US)
- (72) Inventors: **Jay Hamilton-Roque**, Chicago, IL (US); **Kyle Frye**, Lake Villa, IL (US)
- (73) Assignee: **MEDLINE INDUSTRIES, INC.**, Mundelein, IL (US)
- (**) Term: **15 Years**
- (21) Appl. No.: **29/655,707**
- (22) Filed: **Jul. 6, 2018**
- (51) **LOC (12) Cl.** **02-01**
- (52) **U.S. Cl.**
USPC **D2/720**
- (58) **Field of Classification Search**
USPC D2/720, 718, 717, 728, 739, 797,
D2/749-751, 840-842, 847-850
CPC A41D 13/12; A41D 13/1209; A41D
13/1236; A41D 13/1245
See application file for complete search history.

- D565,279 S * 4/2008 Farrell D2/720
- D571,079 S * 6/2008 Gay D2/717
- D584,483 S * 1/2009 Glynn D2/720

(Continued)

Primary Examiner — Michelle E. Wilson
Assistant Examiner — Clese Moore, Jr.
(74) *Attorney, Agent, or Firm* — McAndrews, Held & Malloy, Ltd.

(57) **CLAIM**

The ornamental design for a gown and slipper set, as shown and described.

DESCRIPTION


The patent or application file contains at least one drawing executed in color. Copies of this patent or patent application with color drawings will be provided by the Office upon request and payment of the necessary fee.
FIG. 1 is a front perspective view of a gown and slipper set showing our new design;
FIG. 2 is a front elevation view thereof;
FIG. 3 is a rear elevation view thereof;
FIG. 4 is a right side elevation view thereof;
FIG. 5 is a left side elevation view thereof;
FIG. 6 is a top plan view thereof; and,
FIG. 7 is a bottom plan view thereof.
The dashed broken lines in the figures showing the head, arms, and legs are for the purpose of illustrating environment and form no part of the claimed design.
The dashed broken lines in FIGS. 1, 2, and 5 forming a rectangular shape on the front of the gown illustrate a pocket that forms no part of the claimed design.
The dashed broken lines in FIG. 7 at the bottom of the gown illustrate that the internal surfaces of the main body of the gown form no part of the claimed design.
The remaining dashed broken lines in the figures illustrate stitching that forms part of the claimed design.

1 Claim, 5 Drawing Sheets
(5 of 5 Drawing Sheet(s) Filed in Color)

(56) **References Cited**

U.S. PATENT DOCUMENTS

- D233,634 S * 11/1974 Snider D2/720
- D305,575 S * 1/1990 Gordon D2/720
- D336,968 S * 7/1993 Russano D2/720
- D374,970 S * 10/1996 Jagger D2/720
- D378,157 S * 2/1997 Jagger D2/718
- D381,488 S * 7/1997 Small D2/718
- D399,989 S * 10/1998 Bastille D2/720
- 5,878,437 A * 3/1999 Pater A41D 13/1236
2/114
- 5,991,923 A * 11/1999 Maria A41D 13/1236
2/114
- D419,748 S * 2/2000 Sartori D2/720
- D431,344 S * 10/2000 Briceno D2/720
- D495,468 S * 9/2004 Wheeler-Dickson D2/720
- D564,730 S * 3/2008 Farrell D2/720



(56)

References Cited

U.S. PATENT DOCUMENTS

D584,882 S *	1/2009	Trouillot	D2/720
D680,709 S *	4/2013	Blood	D2/720
D781,528 S *	3/2017	Kennedy	D2/739
D785,285 S *	5/2017	Shamsid-Deen	D2/720
D796,781 S *	9/2017	Calucci	D2/720
D802,884 S *	11/2017	Bennett	D2/739
D811,692 S *	3/2018	Calucci	D2/720
2005/0044603 A1 *	3/2005	Graver	A41D 13/1236 2/69
2014/0189931 A1 *	7/2014	Fredrickson	A41D 13/1236 2/114
2015/0059048 A1 *	3/2015	Stanley	A41D 13/129 2/69

* cited by examiner

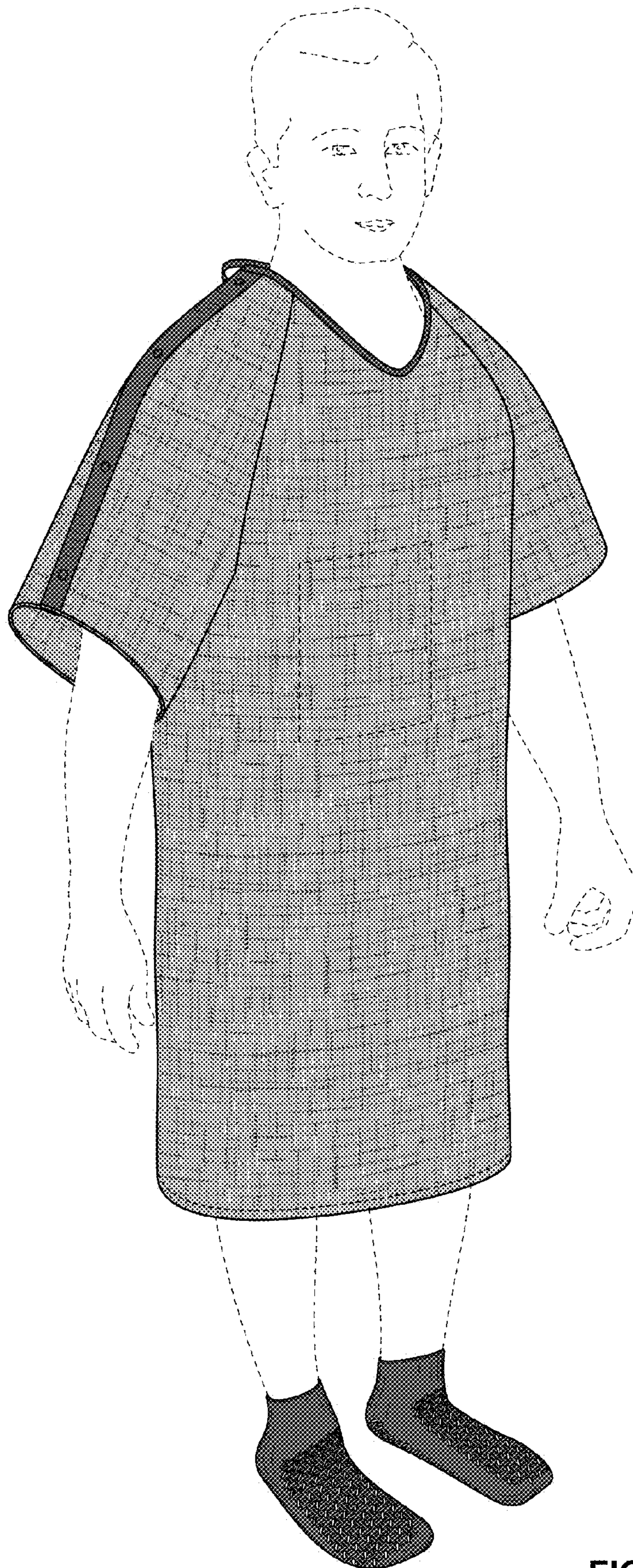


FIG. 1

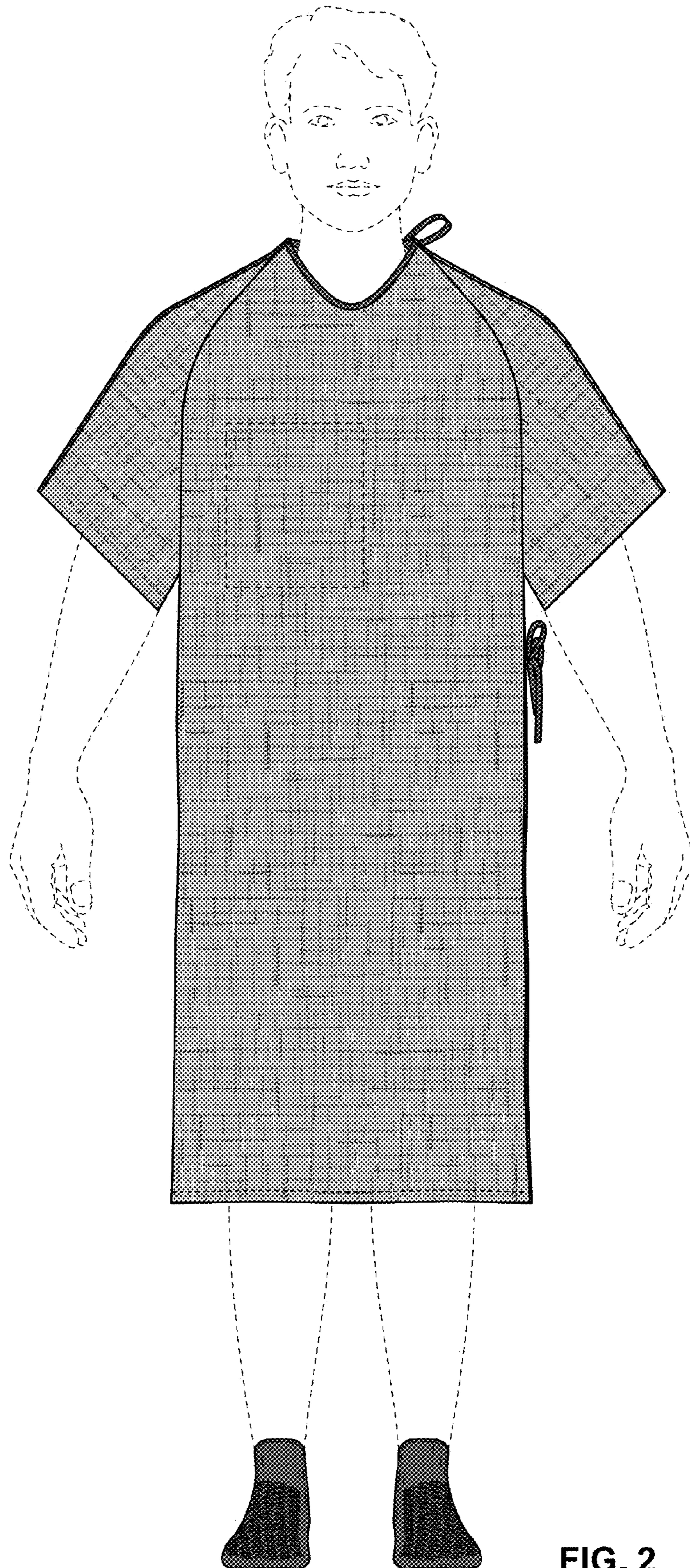


FIG. 2

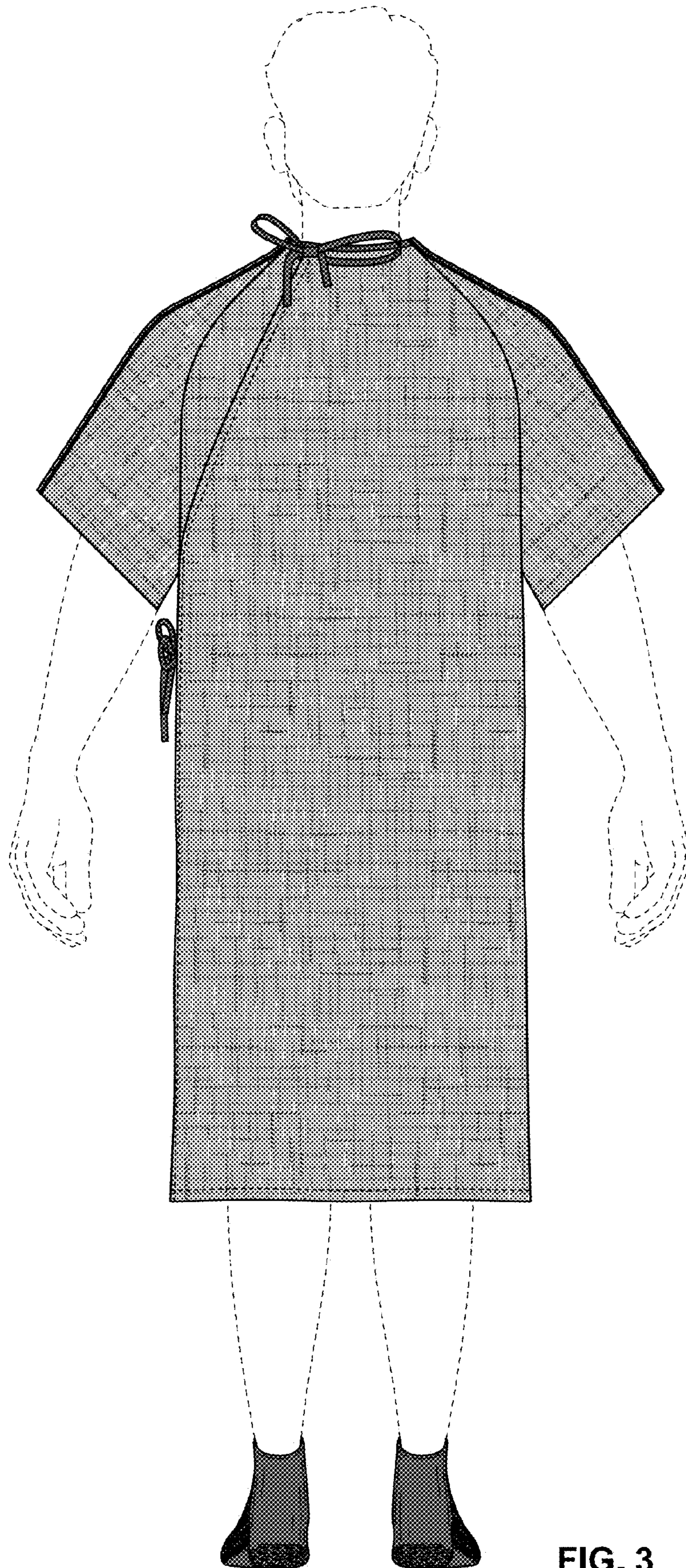


FIG. 3

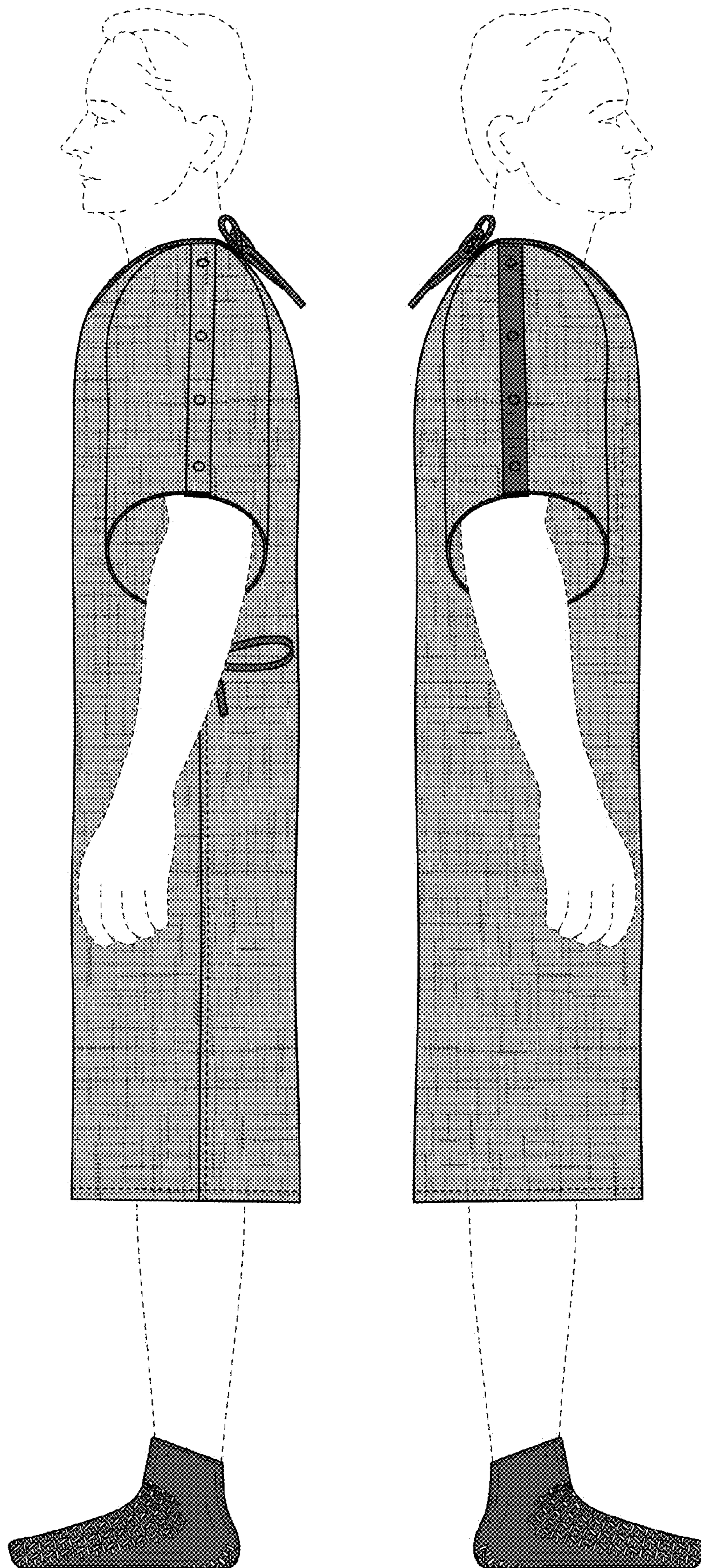


FIG. 4

FIG. 5

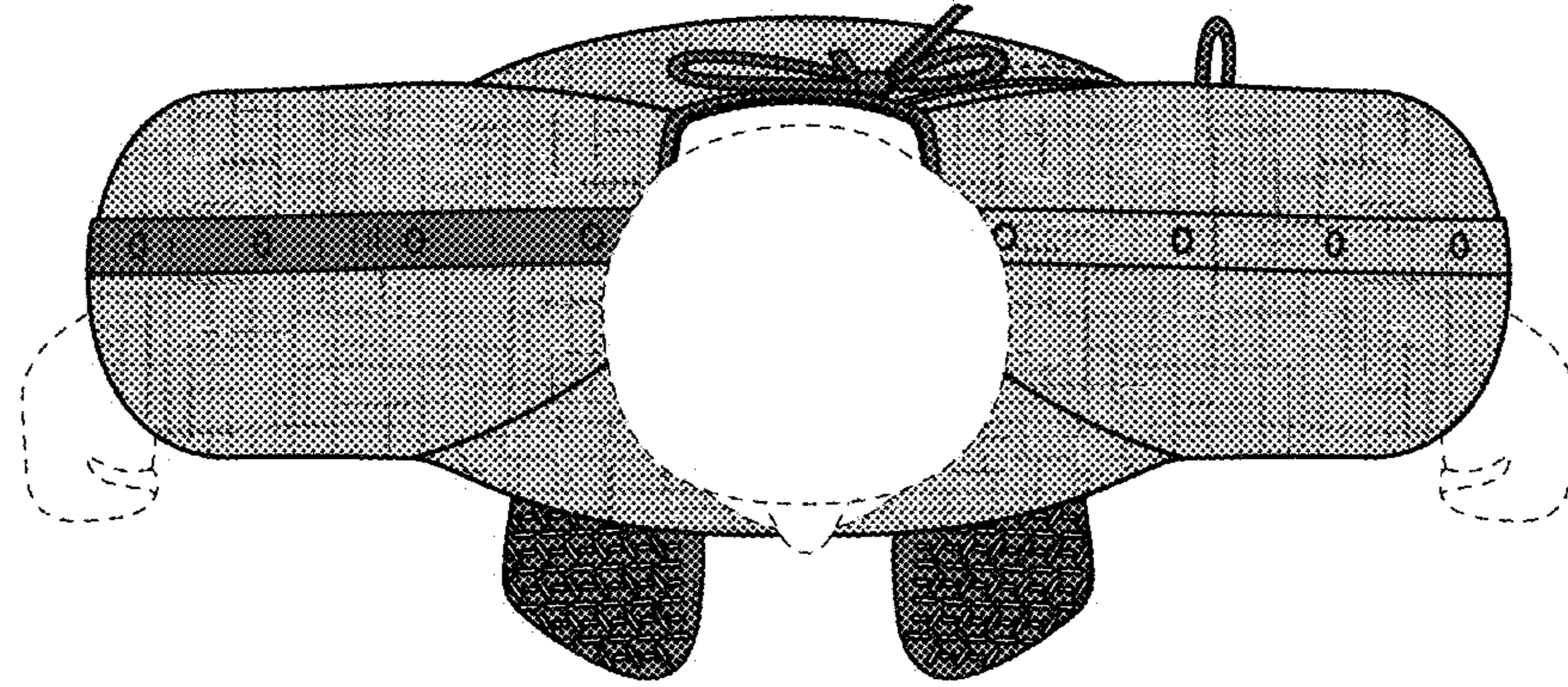


FIG. 6



FIG. 7