



US00D889067S

(12) **United States Design Patent** (10) **Patent No.:** **US D889,067 S**
Chu (45) **Date of Patent:** **** Jul. 7, 2020**

(54) **ORAL CHEW**
(71) Applicant: **CHUBUDDY LLC**, Chaska, MN (US)
(72) Inventor: **Chris J. Chu**, Chaska, MN (US)
(73) Assignee: **CHUBUDDY LLC**, Chaska, MN (US)
(**) Term: **15 Years**
(21) Appl. No.: **29/685,602**

D522,658 S 6/2006 Schiavoni
D534,694 S * 1/2007 Pozzoni D30/160
D539,430 S 3/2007 Lowsky, Jr. et al.
D552,745 S 10/2007 Beckman
D578,726 S * 10/2008 Edwards D1/109
D598,118 S 8/2009 Schiavoni
D623,310 S * 9/2010 Cheng D24/211
D673,284 S 12/2012 Lowsky
D674,905 S 1/2013 Lowsky
D682,435 S 5/2013 Lowsky, Jr.
D682,436 S 5/2013 Lowsky
D714,441 S 9/2014 Lowsky

(Continued)

(22) Filed: **Mar. 29, 2019**
(51) **LOC (12) Cl.** **01-01**
(52) **U.S. Cl.**
USPC **D1/199**
(58) **Field of Classification Search**
USPC D1/100-130, 199; 426/5, 76, 87, 92, 94,
426/95, 99, 101, 103, 104, 108, 134,
426/138-139, 143, 144, 279, 282, 283,
426/391, 514, 549, 559, 560, 660, 808;
D9/439, 553, 669; D24/130; D6/597,
D6/598, 601; D21/488-490, 493, 680;
D23/366, 386, 415; 239/44; D8/83;
D30/160; D7/396.2, 401, 523, 530, 532,
D7/565
CPC . A23G 3/50; A23G 3/54; A23G 9/282; A23G
3/28; A23J 3/26; A23L 1/0067
See application file for complete search history.

FOREIGN PATENT DOCUMENTS

WO 9728850 A1 8/1997

Primary Examiner — Katie Jane Stofko

(74) Attorney, Agent, or Firm — Sherrill Law Offices, PLLC

(57) **CLAIM**

The ornamental design for an oral chew, as shown and described.

DESCRIPTION

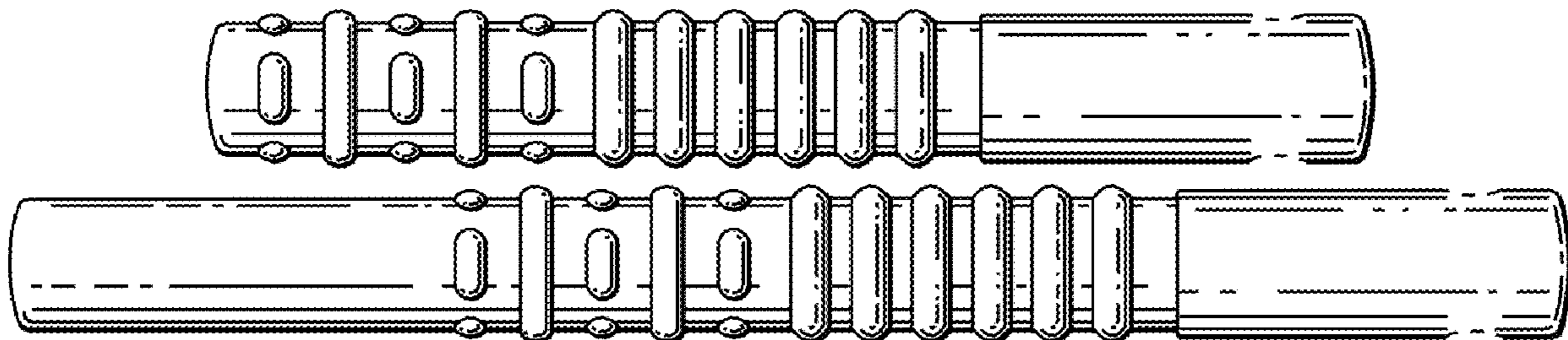
FIG. 1 is a perspective view of a first embodiment of an oral chew showing my new design;
FIG. 2 is a front elevation view thereof, the rear elevation view being identical thereto;
FIG. 3 is a right side elevation view thereof, the left side elevation view being identical thereto;
FIG. 4 is a top plan view thereof;
FIG. 5 is a bottom plan view thereof;
FIG. 6 is a top plan view of a second embodiment of an oral chew showing my new design;
FIG. 7 is a front elevation view thereof; and,
FIG. 8 is a right side elevation view thereof.
The broken lines in FIGS. 1-5, 7 and 8 illustrate portions of the oral chew that form no part of the claimed design.

(56) **References Cited**

U.S. PATENT DOCUMENTS

D38,483 S * 3/1907 Robertson D9/551
D331,517 S * 12/1992 Warner D30/160
D343,234 S 1/1994 Williams
D347,898 S * 6/1994 Belcher D24/200
5,735,772 A 4/1998 Schiavoni
D399,569 S * 10/1998 Wier D24/212
D411,623 S 6/1999 Schiavoni
D417,319 S * 11/1999 Weiss, Jr. D30/119
D461,558 S 8/2002 Schiavoni
D489,866 S * 5/2004 Brown 119/14.47

1 Claim, 1 Drawing Sheet



(56)

References Cited

U.S. PATENT DOCUMENTS

D722,384 S	2/2015	Kuneyl	
D723,710 S *	3/2015	Ishibashi	D24/215
D724,235 S	3/2015	Kuneyl	
D737,456 S *	8/2015	McDonough	A61H 15/0092 D24/211
D797,947 S *	9/2017	Schill	D24/194
D835,383 S *	12/2018	Petersen	D1/199

* cited by examiner

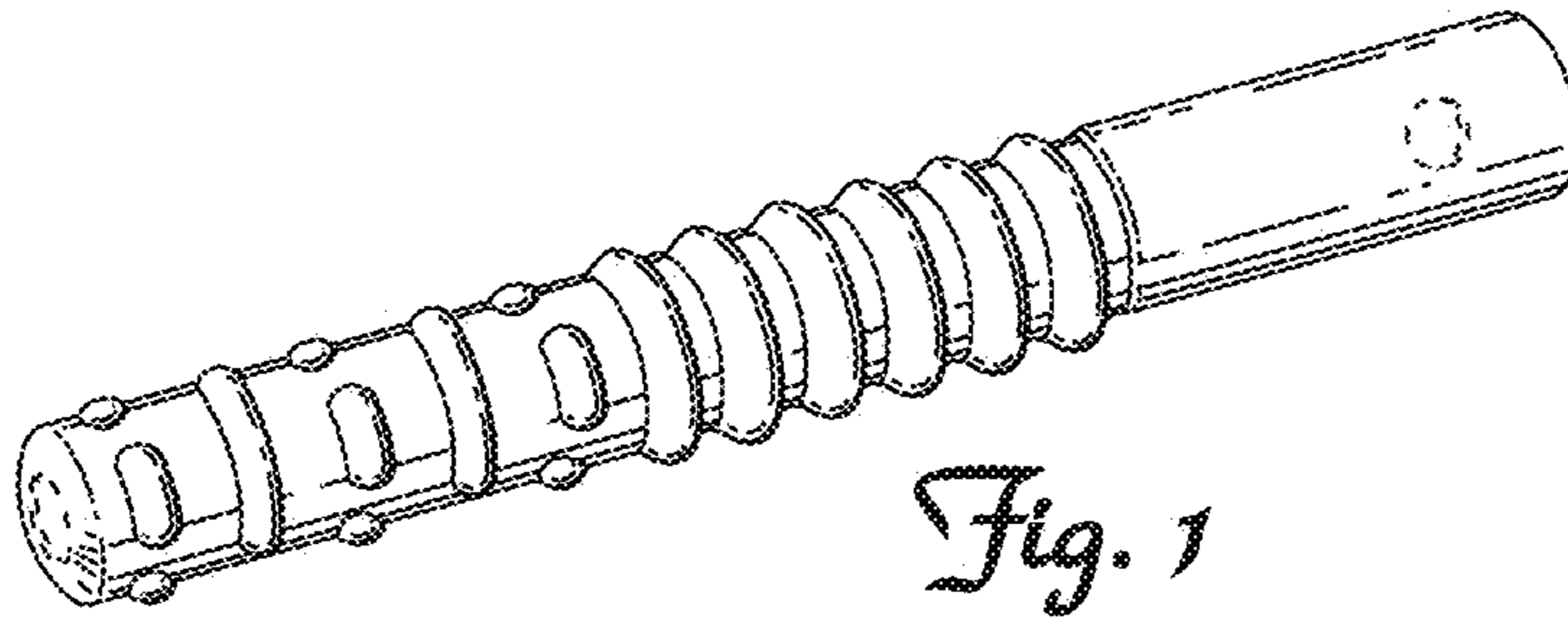


Fig. 1

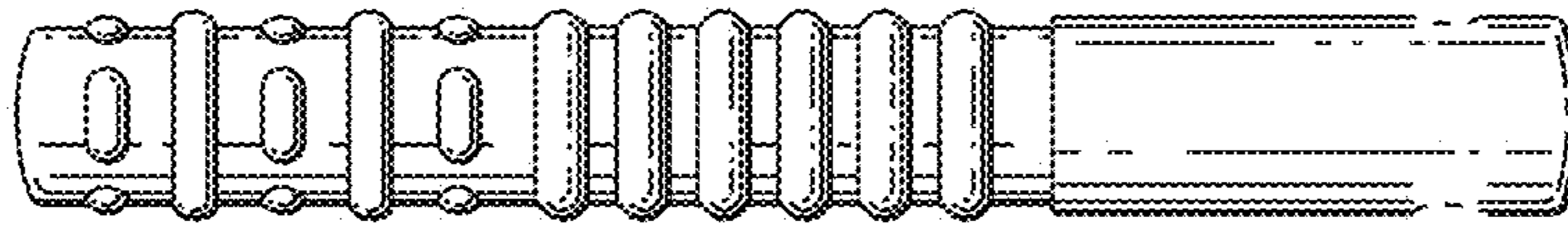


Fig. 2

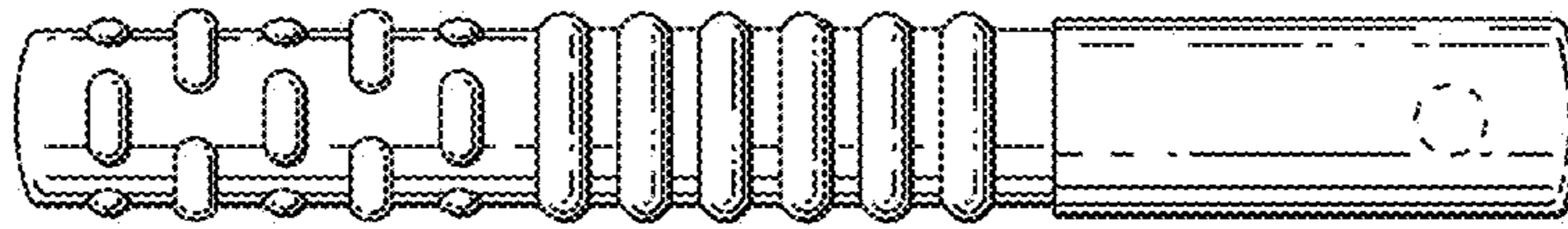


Fig. 3



Fig. 4



Fig. 5



Fig. 6

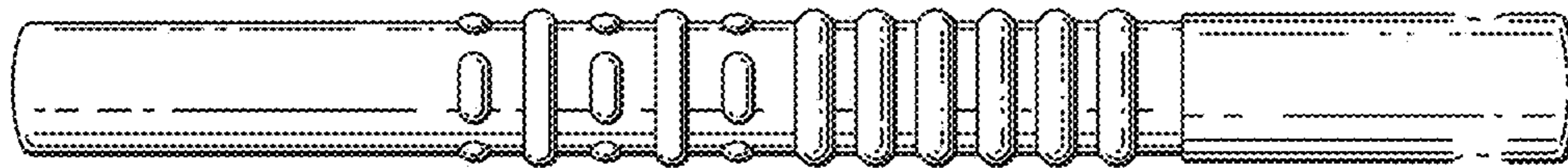


Fig. 7

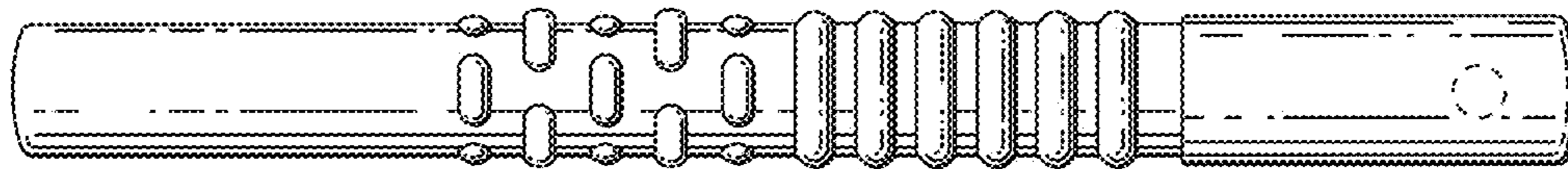


Fig. 8