



US00D889040S

(12) **United States Design Patent**  
**Stowers**

(10) **Patent No.:** **US D889,040 S**  
(45) **Date of Patent:** **\*\* Jun. 30, 2020**

(54) **HAIR REMOVAL DEVICE**

(71) Applicant: **Church & Dwight Co., Inc.**, Ewing, NJ (US)

(72) Inventor: **David Stowers**, Morristown, NJ (US)

(73) Assignee: **Church & Dwight Co., Inc.**, Ewing, NJ (US)

(\*\*) Term: **15 Years**

(21) Appl. No.: **29/651,776**

(22) Filed: **Mar. 12, 2019**

(51) **LOC (12) Cl.** ..... **28-03**

(52) **U.S. Cl.**  
USPC ..... **D28/45; D28/46**

(58) **Field of Classification Search**  
USPC ..... D28/44-46  
CPC ..... B26B 21/00; B26B 21/02; B26B 21/04;  
B26B 21/06; B26B 21/10; B26B 21/12;  
B26B 21/14-165; B26B 21/4063; B26B  
21/525  
See application file for complete search history.

(56) **References Cited**

**U.S. PATENT DOCUMENTS**

2,306,890 A \* 12/1942 Mayeux ..... B26B 21/06  
30/62

3,263,328 A \* 8/1966 Craig ..... B26B 21/06  
30/63

3,600,804 A \* 8/1971 Brown ..... B26B 21/06  
30/32

3,815,227 A \* 6/1974 Hood ..... B26B 21/165  
30/64

D254,692 S \* 4/1980 Del Re ..... D28/46

4,700,477 A \* 10/1987 Heller ..... B26B 21/4043  
30/27

4,845,845 A \* 7/1989 Scott ..... A45D 26/0004  
30/32

D311,971 S \* 11/1990 Faerber ..... D28/46

D318,143 S \* 7/1991 Wieneke ..... D28/46

D351,485 S \* 10/1994 Miskin ..... D28/46

D361,637 S \* 8/1995 Miskin ..... D28/47

D427,376 S \* 6/2000 Scott ..... D28/44.1

6,530,151 B2 \* 3/2003 Kameka ..... B26B 21/165  
30/49

D499,511 S \* 12/2004 Wakayama ..... D28/46

D541,987 S \* 5/2007 Sugawara ..... D28/46

D542,468 S \* 5/2007 Stiles ..... D28/46

D636,531 S \* 4/2011 Wilson ..... D28/46

D763,506 S \* 8/2016 Barrett ..... D28/46

D822,279 S \* 7/2018 Newman ..... D28/48

D836,839 S \* 12/2018 Guo ..... D28/46

D838,040 S \* 1/2019 Mayberry ..... D28/46

D841,242 S \* 2/2019 Marut ..... B26B 21/4012  
D28/46

2013/0247393 A1 \* 9/2013 Poladian ..... B26B 21/06  
30/526

\* cited by examiner

*Primary Examiner* — Jennifer Rivard

(74) *Attorney, Agent, or Firm* — Womble Bond Dickinson (US) LLP

(57) **CLAIM**

The ornamental design for a hair removal device, as shown and described.

**DESCRIPTION**

FIG. 1 is a front perspective view of a hair removal device of the present invention showing my new design;

FIG. 2 is a front side elevation view thereof;

FIG. 3 is a back side elevation view thereof;

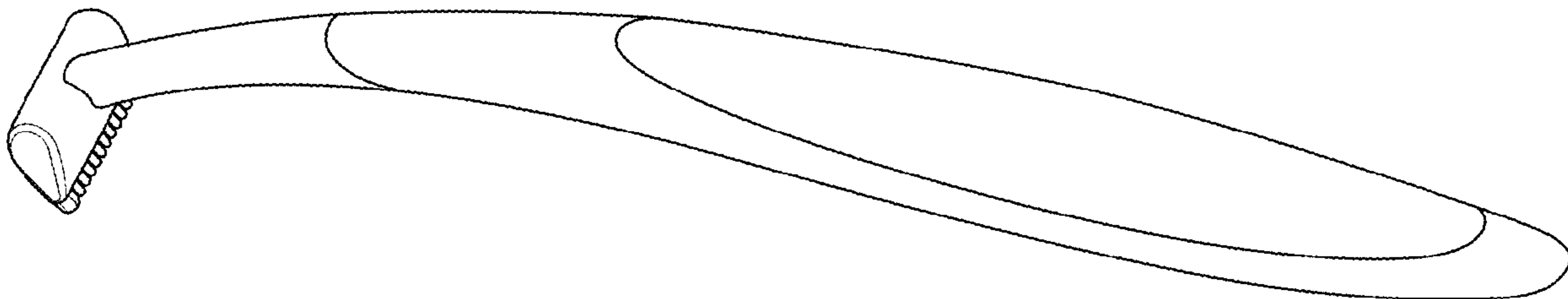
FIG. 4 is a side elevation view thereof;

FIG. 5 is another side elevation view thereof

FIG. 6 is a top plan view thereof; and,

FIG. 7 is a bottom plan view thereof.

**1 Claim, 4 Drawing Sheets**






FIG. 1

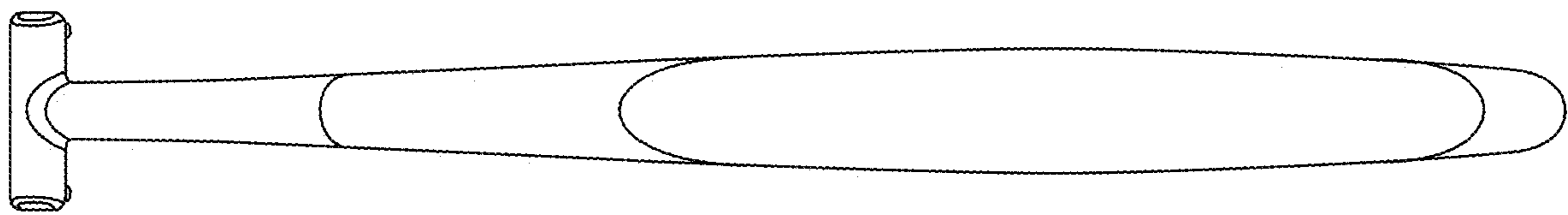


FIG. 2

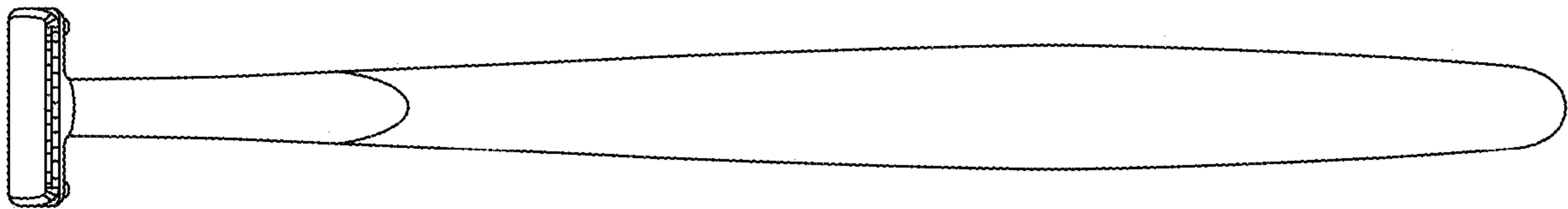


FIG. 3

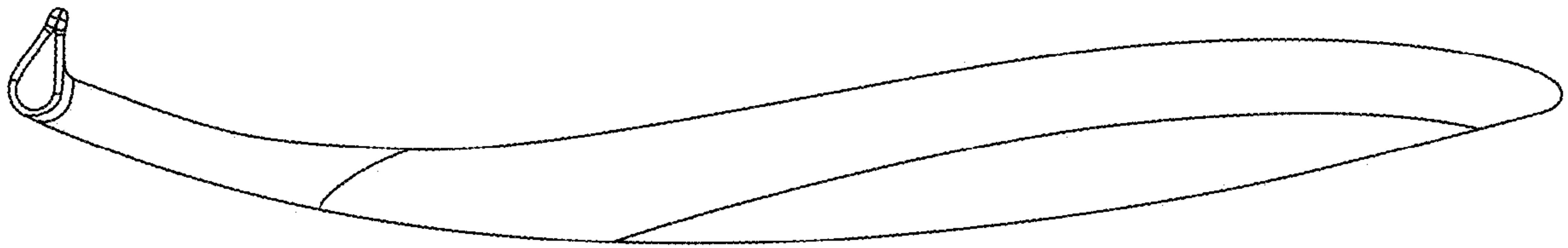


FIG. 4

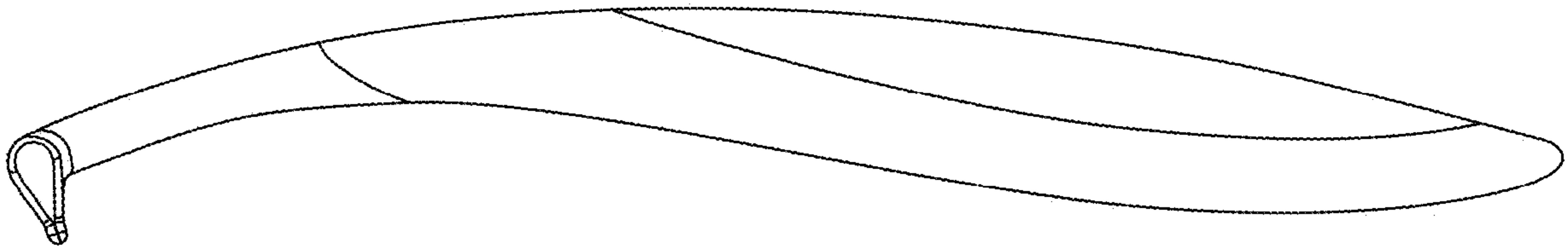


FIG. 5

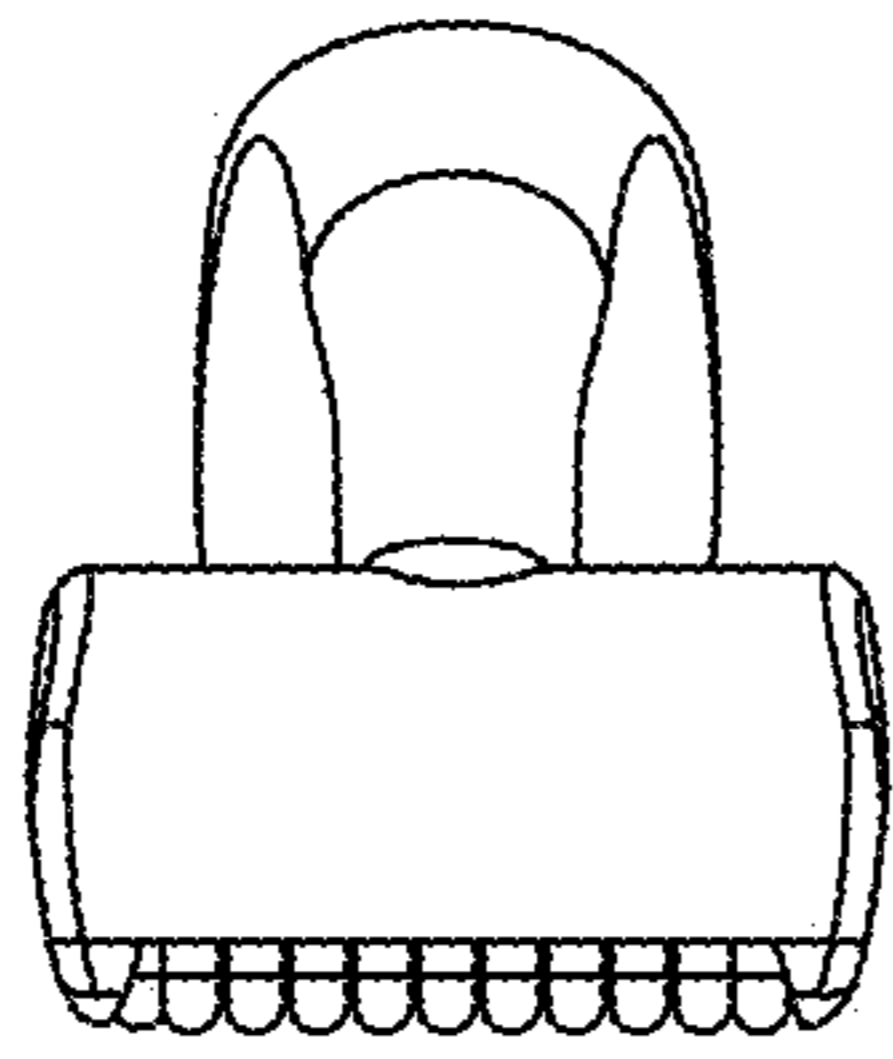


FIG. 6

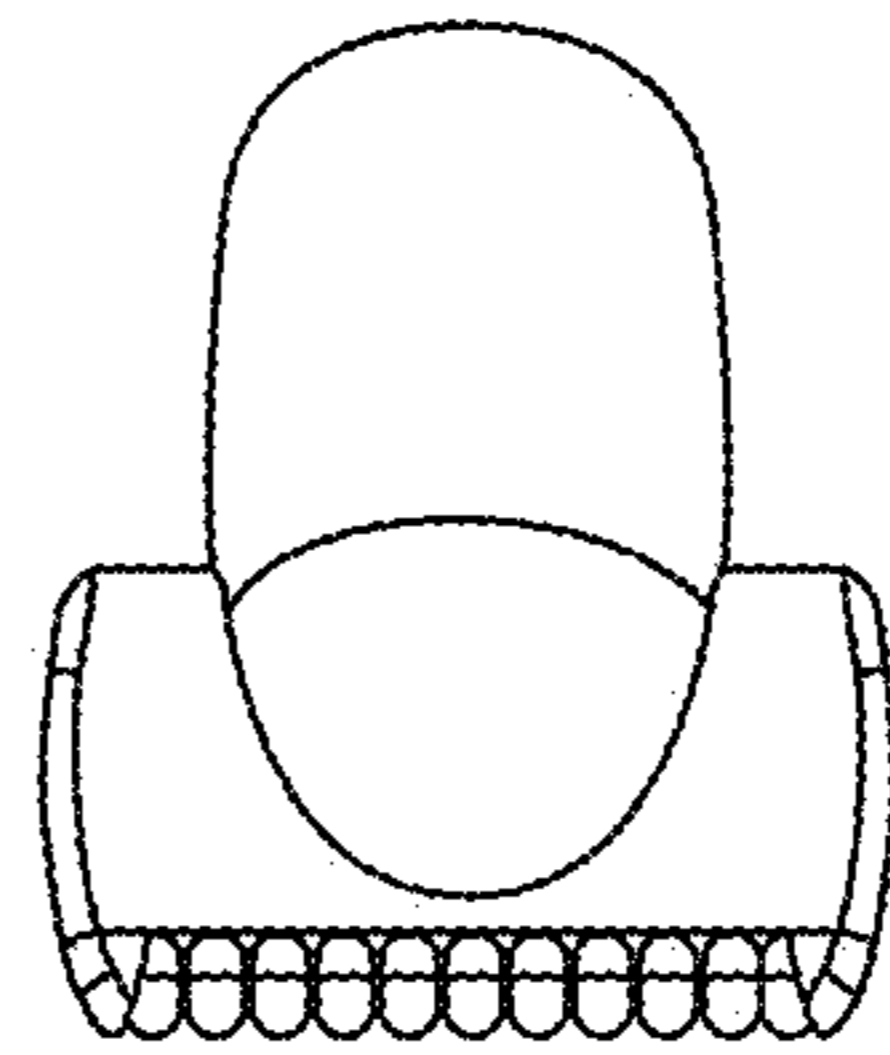


FIG. 7