



US00D889024S

(12) **United States Design Patent**
Deng

(10) **Patent No.:** **US D889,024 S**

(45) **Date of Patent:** **** Jun. 30, 2020**

(54) **PLANT GROW LIGHT**

(71) Applicant: **EVERY INDUSTRY LLC**, Rancho Dominguez, CA (US)

(72) Inventor: **Jinsheng Deng**, Rancho Dominguez, CA (US)

(73) Assignee: **EVERY INDUSTRY LLC**, Rancho Dominguez, CA (US)

(**) Term: **15 Years**

(21) Appl. No.: **29/656,026**

(22) Filed: **Jul. 10, 2018**

(30) **Foreign Application Priority Data**

May 30, 2018 (CN) 2018 3 0262196

(51) **LOC (12) Cl.** **26-99**

(52) **U.S. Cl.**
USPC **D26/118**

(58) **Field of Classification Search**
USPC ... D26/9, 10, 12, 13, 15, 16, 24, 51, 61, 72, D26/76, 80, 81, 85, 86, 88, 90, 113, 118, D26/119, 120, 122, 128, 129, 138, 143, D26/144
CPC B60Q 1/04; B60Q 1/26; F21S 8/026; F21S 8/04; F21L 19/00; F23D 11/443; F21Y 2101/02; F21V 29/004; F21V 21/02; F21V 21/04; F21V 29/2212; F21V 7/22; F21V 29/83; F21V 37/002; F21V 7/00; A61L 9/037

See application file for complete search history.

(56) **References Cited**

U.S. PATENT DOCUMENTS

D674,964 S *	1/2013	Bailey	D26/118
D805,242 S *	12/2017	Hrach	D26/118
D822,881 S *	7/2018	Drew	D26/118
D838,032 S *	1/2019	Drew	D26/118
D848,663 S *	5/2019	Reynolds	D26/118
D848,665 S *	5/2019	Stanley	D26/118
D851,814 S *	6/2019	Stanley	D26/118

* cited by examiner

Primary Examiner — Brian N. Vinson

(74) *Attorney, Agent, or Firm* — Ladas & Parry LLP

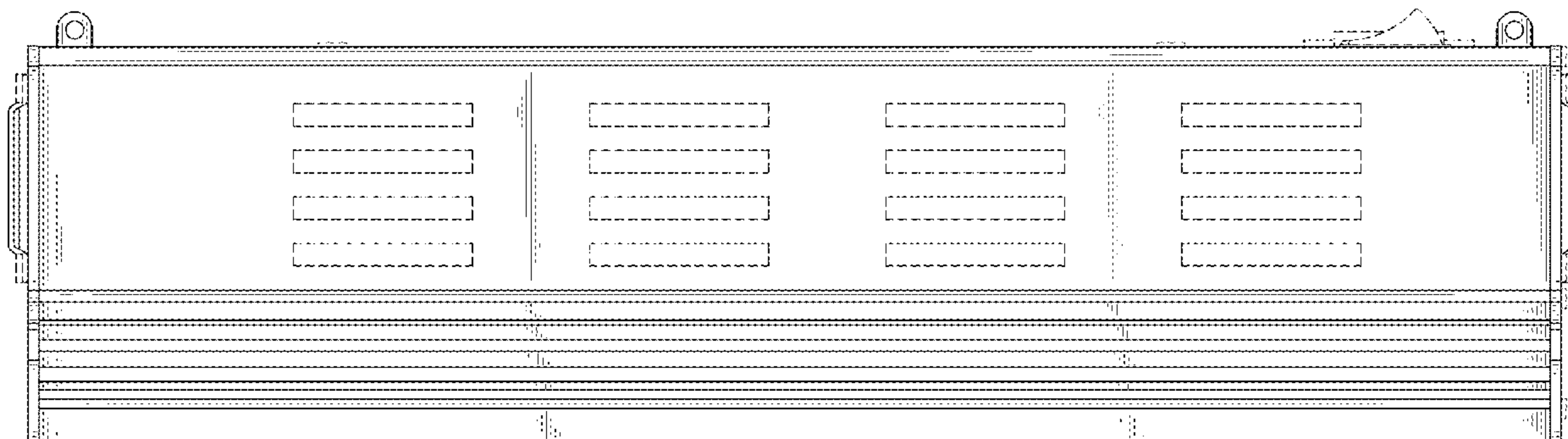
(57) **CLAIM**

The ornamental design for a plant grow light, as shown and described.

DESCRIPTION

FIG. 1 is a front elevational view of a plant grow light showing my new design;
FIG. 2 is a rear elevational view thereof;
FIG. 3 is a left side elevational view thereof;
FIG. 4 is a right side elevational view thereof;
FIG. 5 is a top plan view thereof; and
FIG. 6 is a bottom plan view thereof;
FIG. 7 is front, top, right perspective view of a plant grow light showing my new design; and,
FIG. 8 is a rear, bottom, left perspective view thereof.
The broken lines in the figures are included for the purpose of illustrating portions of the article which form no part of the claimed design.

1 Claim, 8 Drawing Sheets



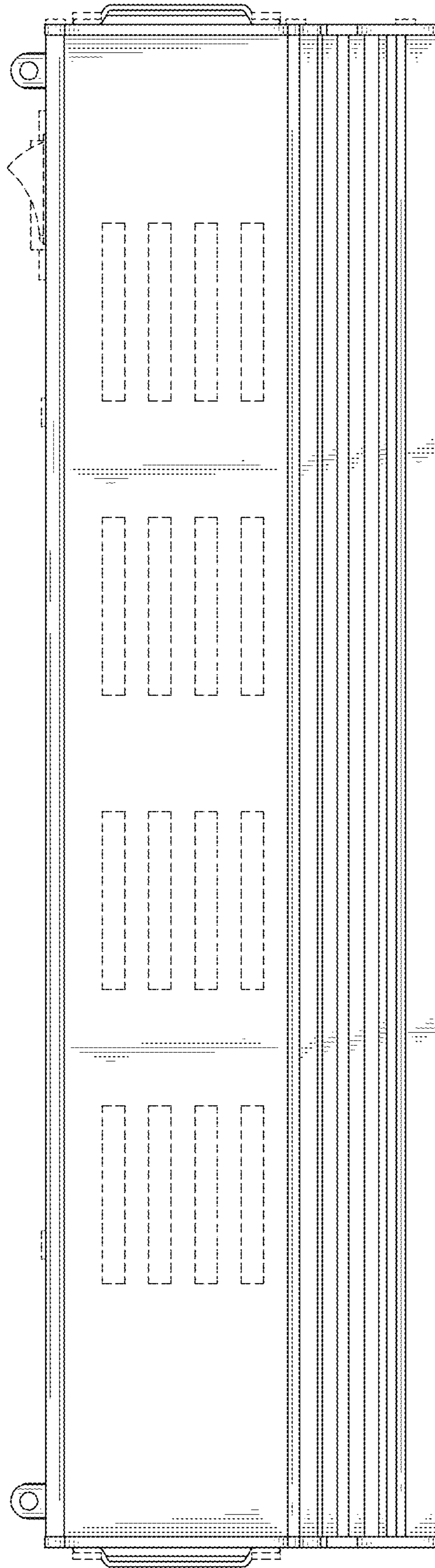


FIG. 1




FIG. 2

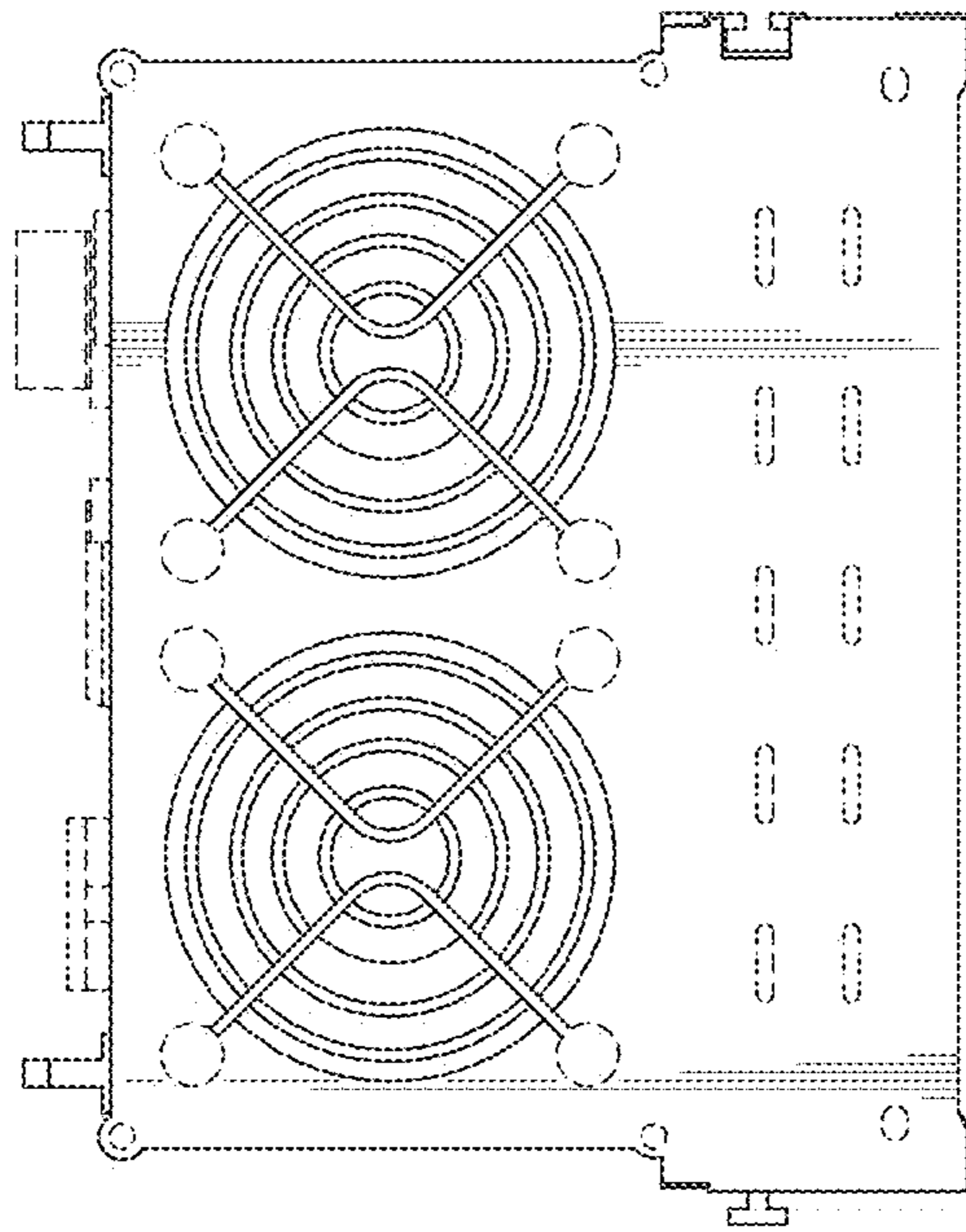


FIG. 3

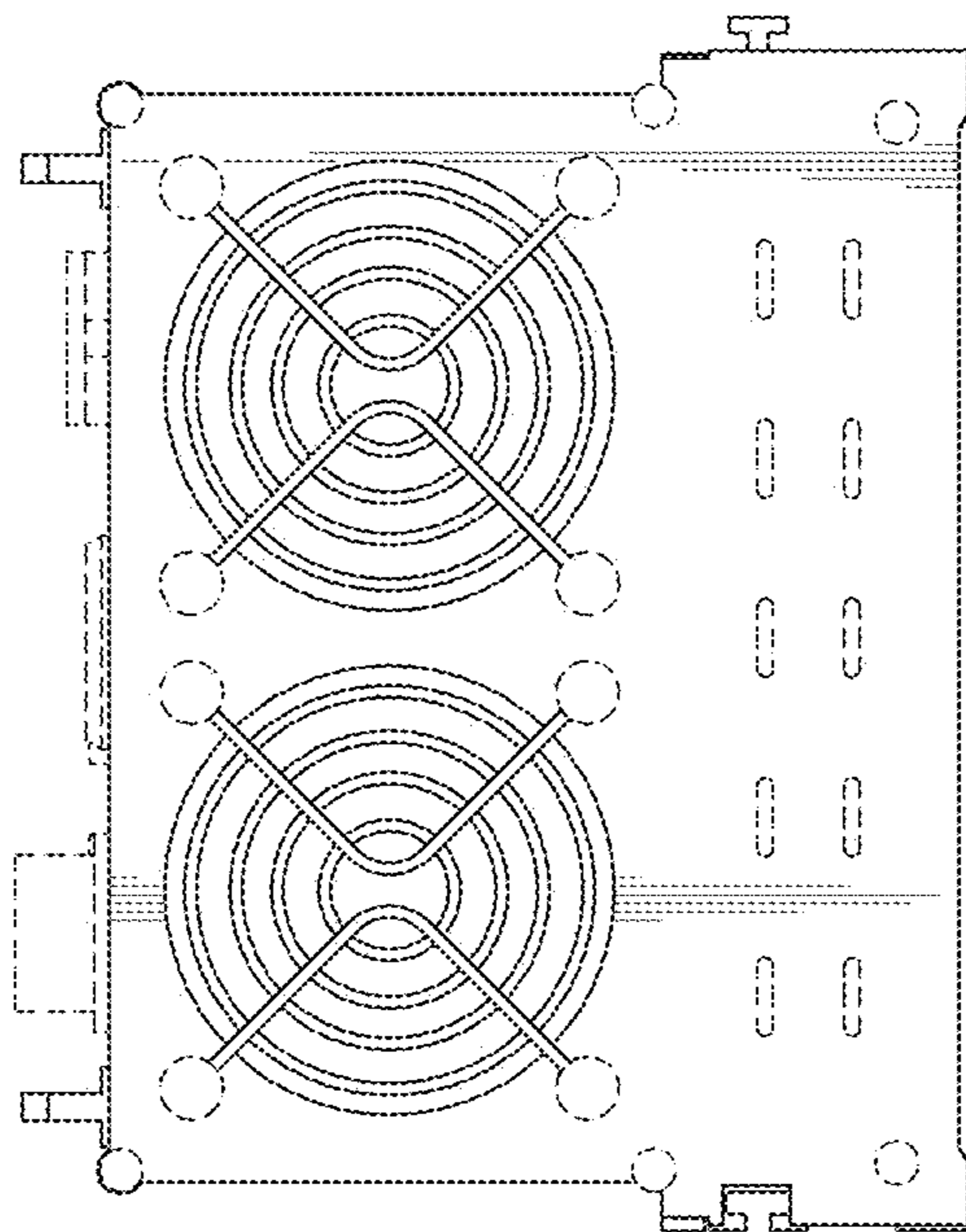


FIG. 4




FIG. 5




FIG. 6

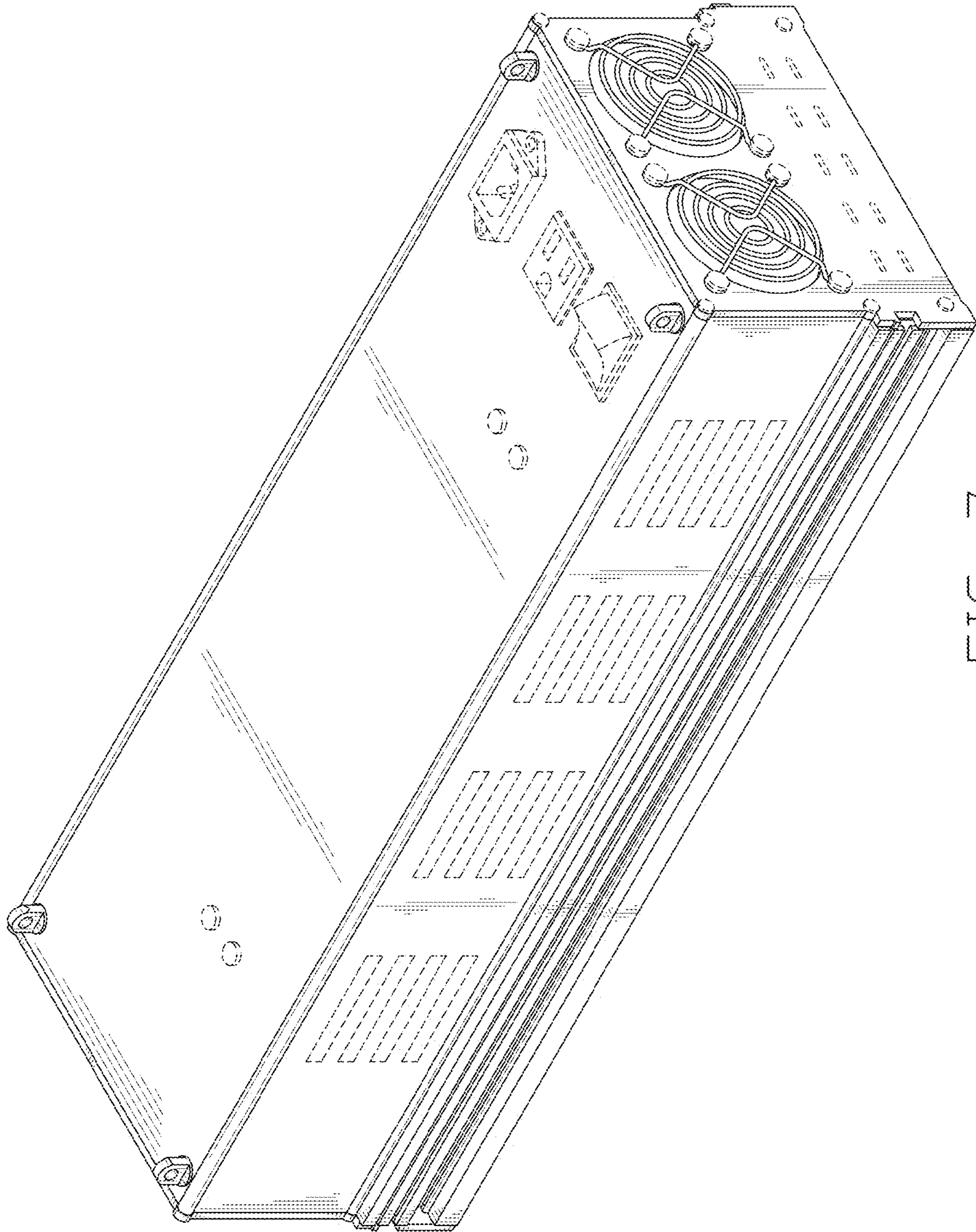


FIG. 7

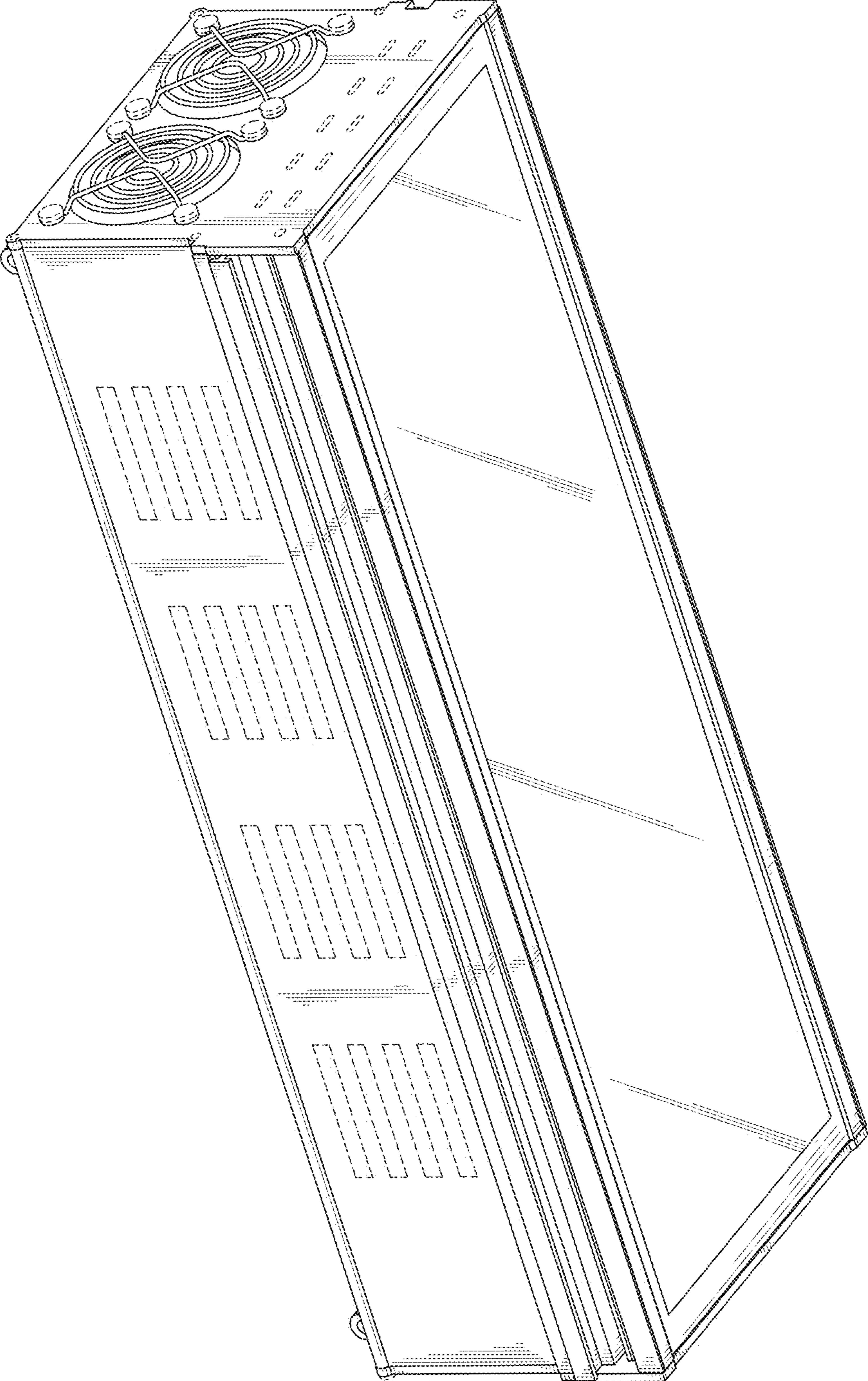


FIG. 8