



US00D888992S

(12) **United States Design Patent** (10) **Patent No.:** **US D888,992 S**
Gouge et al. (45) **Date of Patent:** **** *Jun. 30, 2020**

(54) **DOOR**

(71) Applicant: **Masonite Corporation**, Tampa, FL (US)

(72) Inventors: **Timothy D. Gouge**, Elgin, IL (US);
Robert C. Allen, Elburn, IL (US);
Jason M. Walsh, Batavia, IL (US);
Mark Albrighton, Wesley Chapel, FL (US)

(73) Assignee: **Masonite Corporation**, Tampa, FL (US)

(*) Notice: This patent is subject to a terminal disclaimer.

(**) Term: **15 Years**

(21) Appl. No.: **29/691,113**

(22) Filed: **May 14, 2019**

Related U.S. Application Data

(63) Continuation of application No. 29/617,107, filed on Sep. 12, 2017, now Pat. No. Des. 848,639, which is a continuation of application No. 29/529,492, filed on Jun. 8, 2015, now Pat. No. Des. 797,310.

(51) **LOC (12) Cl.** **25-02**

(52) **U.S. Cl.**
USPC **D25/48.3**

(58) **Field of Classification Search**
USPC D25/48.1, 48.3, 48.4, 48.5, 138
CPC E06B 3/58; E06B 3/72; E06B 3/78; E06B 3/485; E06B 3/4636; E06B 3/5892; E06B 2003/7044; E06B 1/04; E06B 5/00
See application file for complete search history.

(56) **References Cited**

U.S. PATENT DOCUMENTS

432,504	A *	7/1890	Amsden	E06B 3/5892 52/455
926,361	A *	6/1909	Sjobring	E06B 3/5892 52/455
956,556	A *	5/1910	Wege	E06B 3/5892 52/800.17
985,912	A *	3/1911	Lindros	E06B 3/5892 52/455
986,013	A *	3/1911	Klemm	E06B 3/728 52/800.18

(Continued)

FOREIGN PATENT DOCUMENTS

CN	3619320	*	3/2007
CN	3629423	*	4/2007
CN	301466576	*	2/2011

Primary Examiner — Leanne Was-Englehart

(74) *Attorney, Agent, or Firm* — Berenato & White, LLC


(57) **CLAIM**

We claim, the ornamental design for a door, as shown and described.

DESCRIPTION

FIG. 1 is a front perspective view of a first version of a door; FIG. 2 is a front elevational view, with the rear elevation being a mirror image thereof; FIG. 3 is a front perspective view of a second version of a door; FIG. 4 is a front elevational view, with the rear elevation being a mirror image thereof; FIG. 5 is a front perspective view of a third version of a door; FIG. 6 is a front elevational view, with the rear elevation being a mirror image thereof; FIG. 7 is a front perspective view of a fourth version of a door; and, FIG. 8 is a front elevational view, with the rear elevation being a mirror image thereof.

1 Claim, 8 Drawing Sheets



(56)

References Cited

U.S. PATENT DOCUMENTS

988,574	A *	4/1911	Jones	E06B 3/5892 52/455
1,021,053	A *	3/1912	Lempera	E06B 3/5892 52/455
1,086,934	A *	2/1914	Parish	E06B 3/5892 52/800.17
1,094,025	A *	4/1914	Scott	E04B 1/0046 52/764
1,391,949	A *	9/1921	Gogay	E06B 3/5892 52/784.13
1,466,650	A *	8/1923	Peterson	E06B 3/728 52/455
D529,188	S	9/2006	Walsh et al.		
D566,293	S	4/2008	Walsh et al.		
D593,212	S	5/2009	Walsh et al.		
D608,904	S	1/2010	Walsh et al.		
D640,391	S *	6/2011	Walsh	D25/48.3
D640,392	S *	6/2011	Walsh	D25/38.1
D652,948	S *	1/2012	Walsh	D25/48.3
D655,020	S *	2/2012	Walsh	D25/48.3
D660,979	S	5/2012	Walsh		
D665,099	S	8/2012	Paxton		
D696,422	S *	12/2013	Walsh	D25/48.3
D735,887	S *	8/2015	Walsh	D25/48.3
D736,409	S	8/2015	Gouge et al.		
D756,534	S *	5/2016	Allen	D25/48.3
D797,310	S *	9/2017	Gouge	D25/48.3
D812,773	S *	3/2018	Gouge	D25/48.3
D848,639	S *	5/2019	Gouge	D25/48.3
D853,586	S *	7/2019	Gouge	D25/48.3

* cited by examiner

FIG. 1

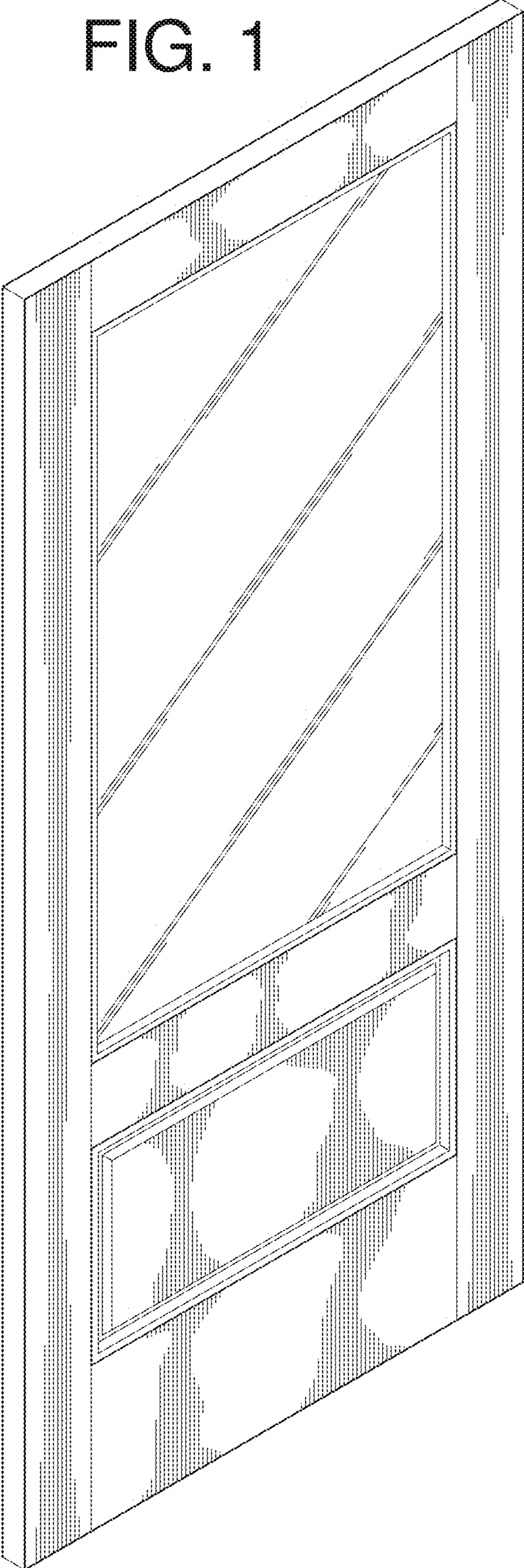


FIG. 2

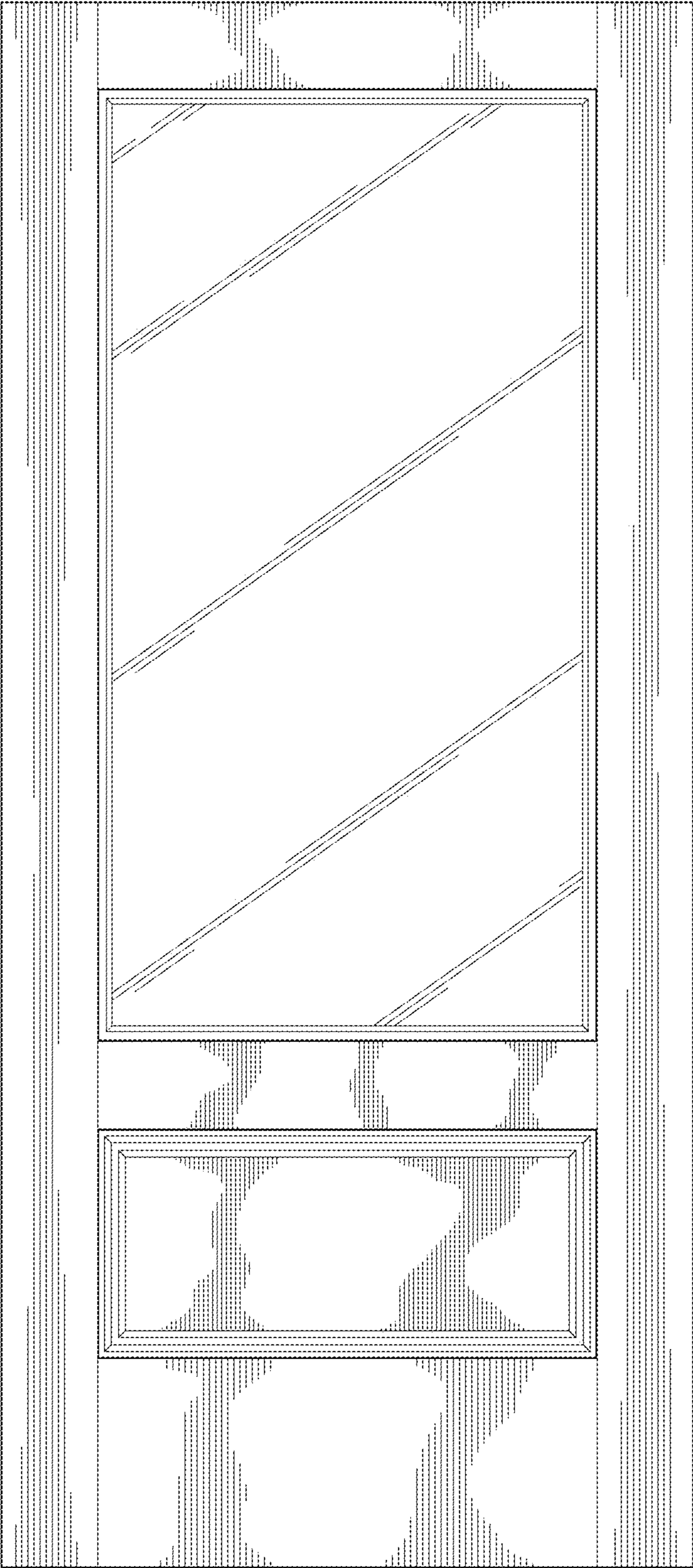


FIG. 3




FIG. 4

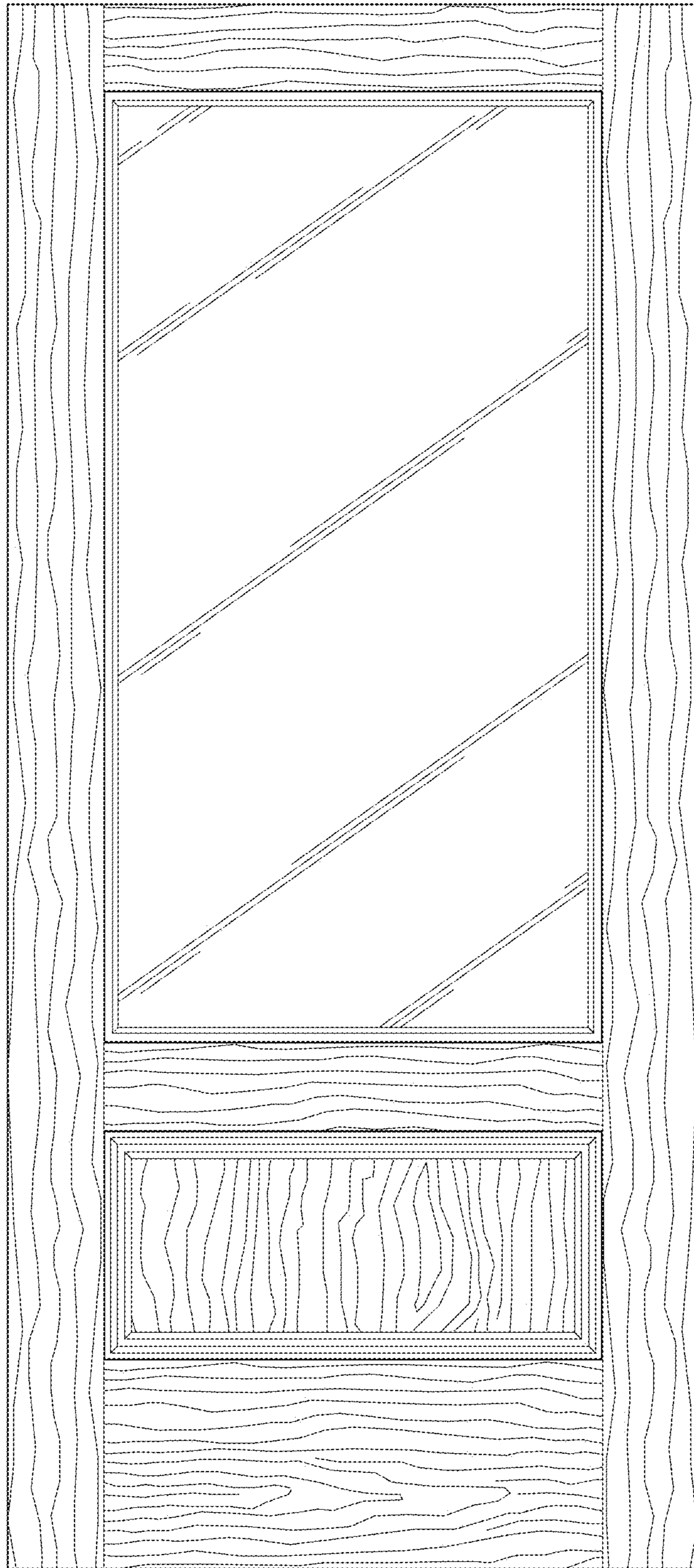


FIG. 5

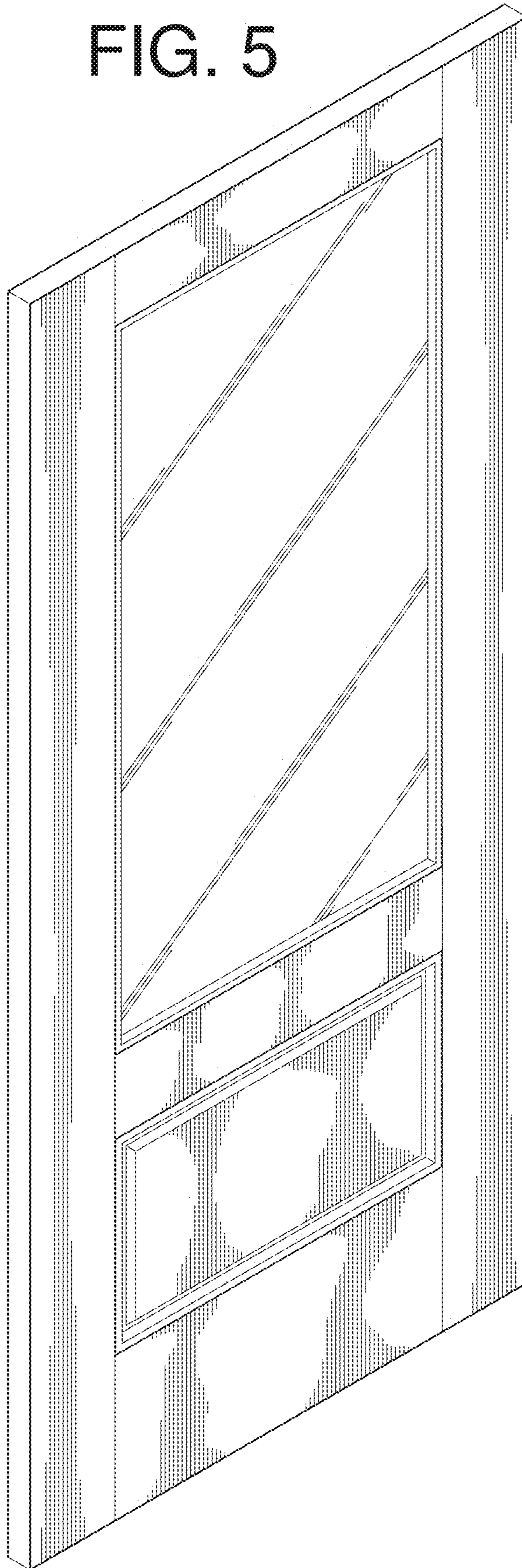


FIG. 6

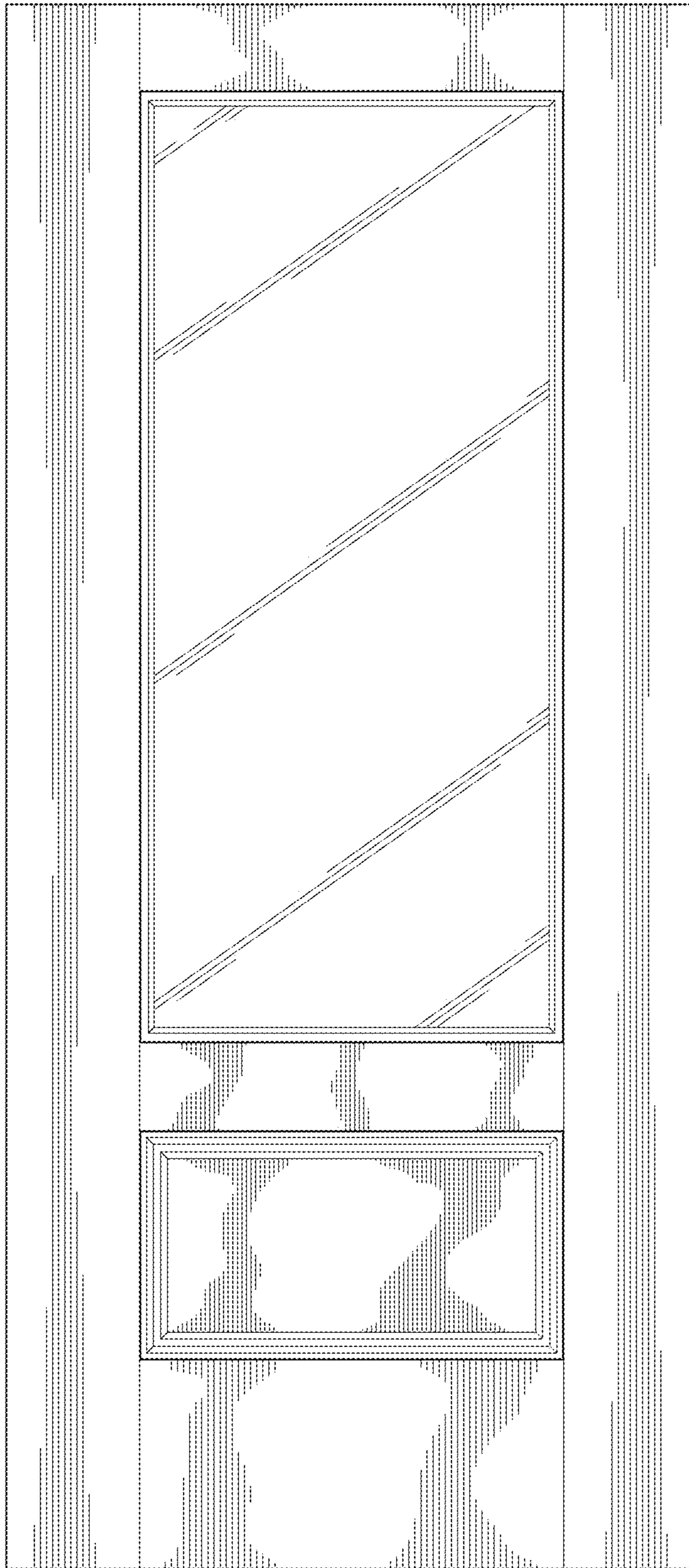


FIG. 7

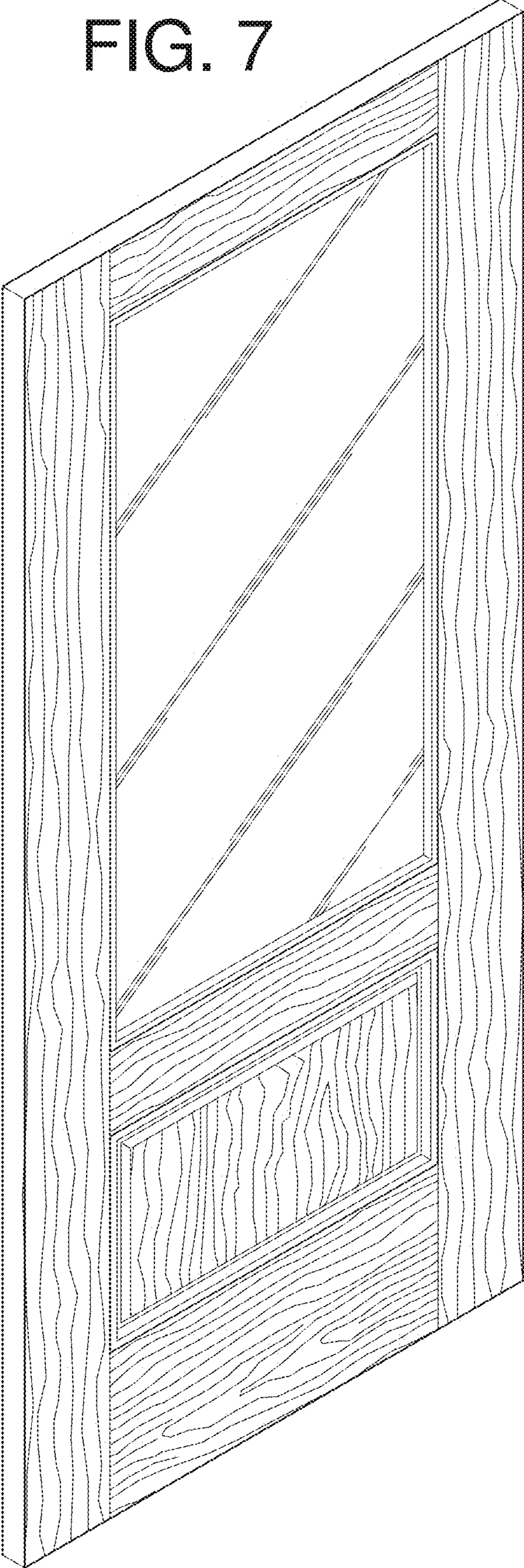


FIG. 8

