



US00D888991S

(12) **United States Design Patent**
Allen et al.

(10) **Patent No.:** **US D888,991 S**
(45) **Date of Patent:** **** *Jun. 30, 2020**

(54) **DOOR**

(71) Applicant: **Masonite Corporation**, Tampa, FL (US)

(72) Inventors: **Robert C. Allen**, Elburn, IL (US);
Mark Albrighton, Wesley Chapel, FL (US);
Timothy D. Gouge, Elgin, IL (US);
Jason M. Walsh, Batavia, IL (US)

(73) Assignee: **Masonite Corporation**, Tampa, FL (US)

(*) Notice: This patent is subject to a terminal disclaimer.

(**) Term: **15 Years**

(21) Appl. No.: **29/685,093**

(22) Filed: **Mar. 26, 2019**

Related U.S. Application Data

(63) Continuation of application No. 29/608,912, filed on Jun. 27, 2017, now Pat. No. Des. 844,175, which is a continuation of application No. 29/498,024, filed on Jul. 30, 2014, now Pat. No. Des. 790,728.

(51) **LOC (12) Cl.** **25-02**

(52) **U.S. Cl.**
USPC **D25/48.3**

(58) **Field of Classification Search**
USPC D25/48.1, 48.3, 48.4, 48.5, 138
CPC ... E06B 3/72; E06B 3/78; E06B 3/485; E06B 3/4636; E06B 2003/7044; E06B 1/04; E06B 5/00

See application file for complete search history.

(56) **References Cited**

U.S. PATENT DOCUMENTS

1,574,493	A *	2/1926	Leonard	E06B 3/728
					49/501
1,642,553	A *	9/1927	Nyman	E06B 3/5892
					52/800.16
1,704,745	A *	3/1929	Hughes	E06B 3/5892
					52/800.17
1,750,428	A *	3/1930	Pearson	E06B 3/5892
					52/800.16
2,799,059	A *	7/1957	Stack	E06B 3/7001
					428/172
4,167,088	A *	9/1979	Governale	E06B 1/524
					49/381
4,214,405	A *	7/1980	Chupik	E06B 1/524
					49/382
4,720,951	A *	1/1988	Thorn	B29C 44/18
					49/DIG. 2

(Continued)

FOREIGN PATENT DOCUMENTS

CN	301440150	*	1/2011
CN	302858687	*	6/2014

(Continued)

Primary Examiner — Leanne Was-Englehart

(74) *Attorney, Agent, or Firm* — Berenato & White, LLC

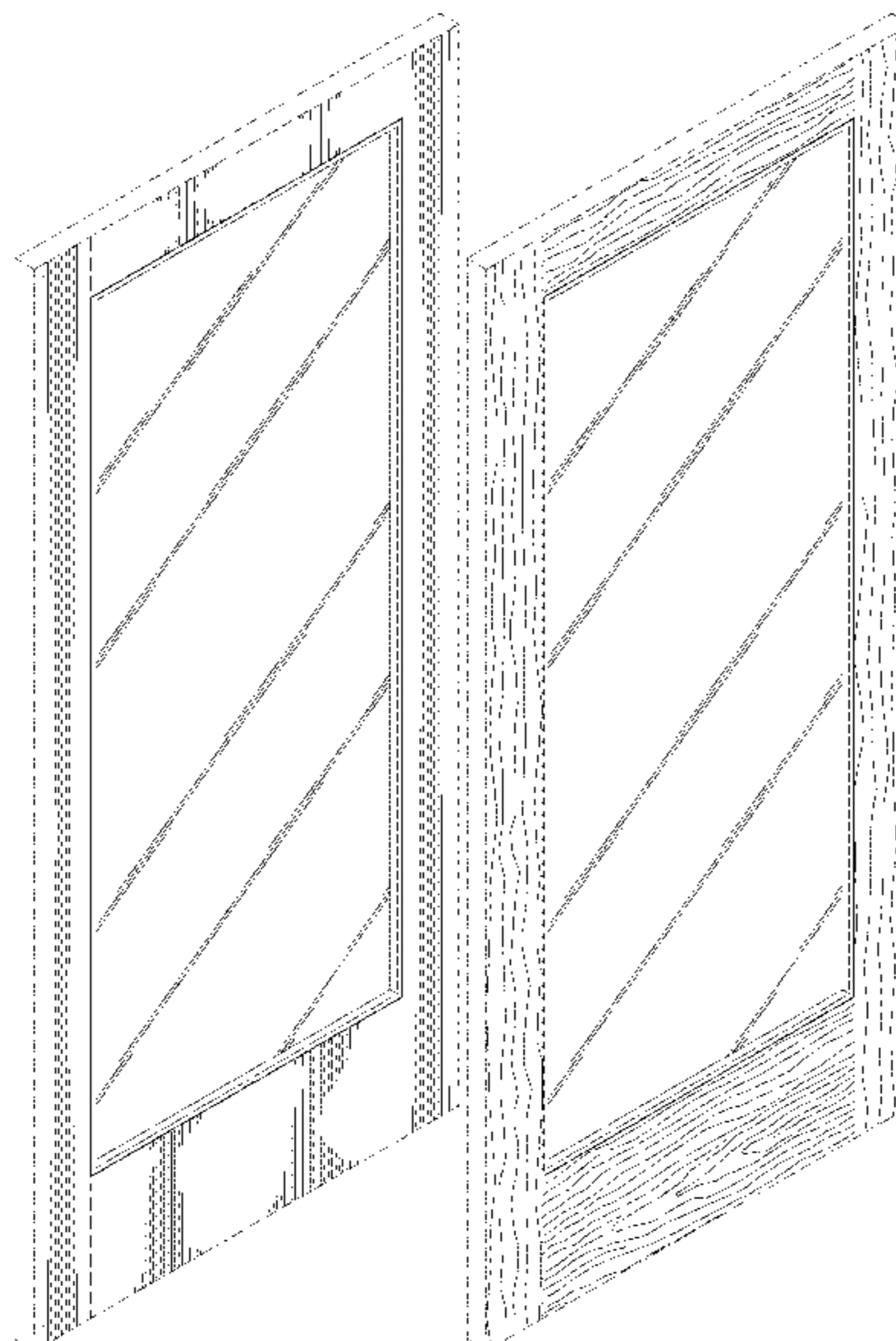
(57) **CLAIM**

The ornamental design for a door, as shown and described.

DESCRIPTION

FIG. 1 is a front perspective view of a first version of a door; FIG. 2 is a front elevational view, with the rear elevational view being a mirror image thereof; FIG. 3 is a front perspective view of a second version of a door; and, FIG. 4 is a front elevational view, with the rear elevational view being a mirror image thereof. The broken lines in the drawings depict environment that form no part of the claimed design.

1 Claim, 4 Drawing Sheets



(56)

References Cited

U.S. PATENT DOCUMENTS

4,825,615	A *	5/1989	Turner	E06B 3/74 52/455
6,185,894	B1 *	2/2001	Sisco	E06B 3/725 52/455
6,622,449	B2 *	9/2003	Smith	E06B 3/725 52/309.11
7,210,274	B2 *	5/2007	Ballantyne	E06B 3/74 52/309.9
7,284,352	B2 *	10/2007	Lynch	E06B 3/7001 52/309.9
D576,740	S *	9/2008	Steiber	D25/48.3
D640,392	S	6/2011	Walsh		
D735,888	S *	8/2015	Gouge	D25/48.3
D748,816	S	2/2016	Gouge		
D756,534	S	5/2016	Allen		
D789,553	S *	6/2017	Allen	D25/48.3
D790,728	S *	6/2017	Allen	D25/48.3
D802,795	S *	11/2017	Gouge	D25/48.3
D827,860	S *	9/2018	Allen	D25/48.3
D844,175	S *	3/2019	Allen	D25/48.3
2004/0221531	A1 *	11/2004	Lynch	E06B 3/7001 52/455
2016/0010386	A1 *	1/2016	Gouge	E06B 3/06 52/784.16

FOREIGN PATENT DOCUMENTS

EM	000802152-0001	1/2008
EM	000802152-0009	1/2008

* cited by examiner

FIG. 1

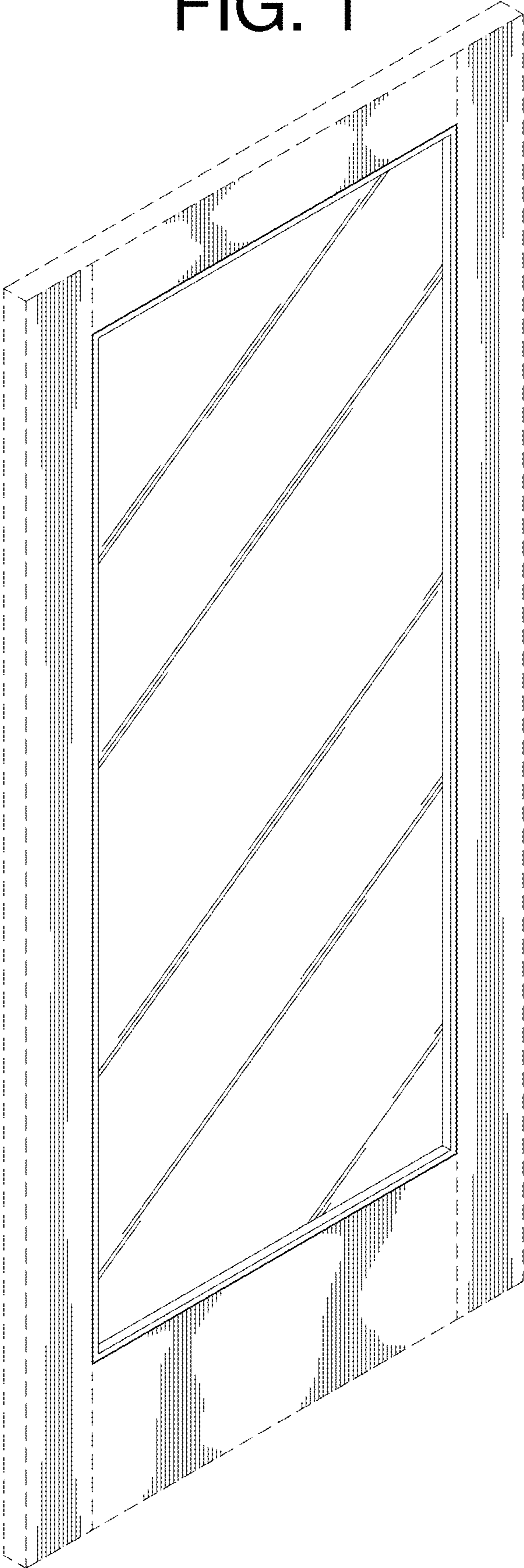


FIG. 2

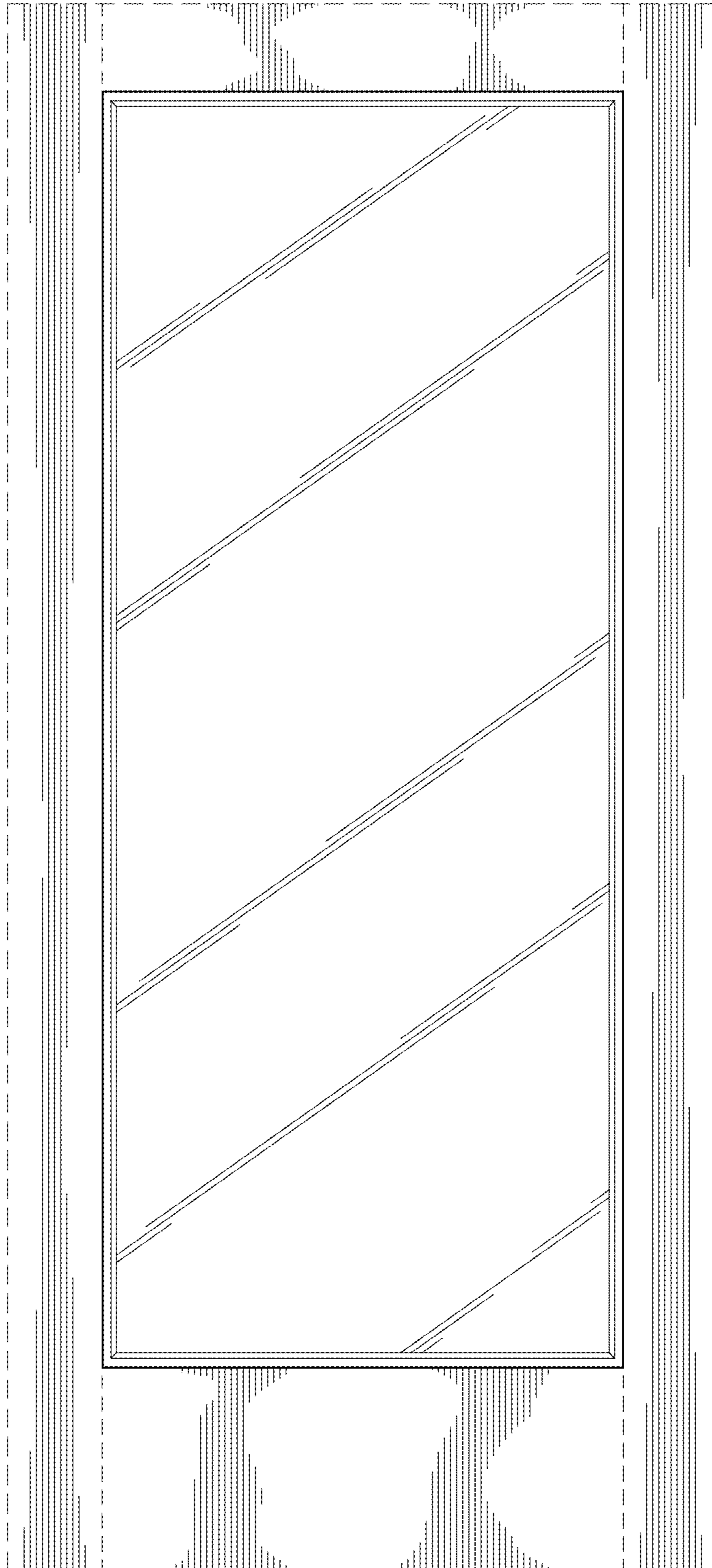


FIG. 3

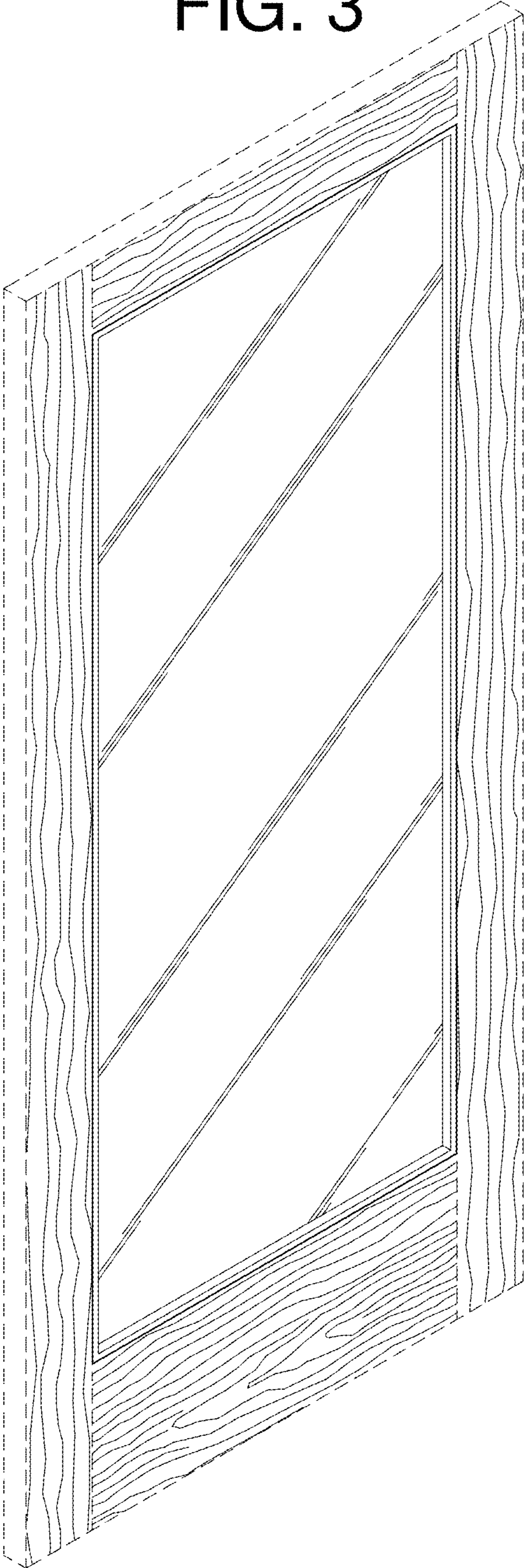


FIG. 4

