



US00D888980S

(12) **United States Design Patent** (10) **Patent No.:** **US D888,980 S**
Tsuyama (45) **Date of Patent:** **** Jun. 30, 2020**

(54) **EJACULATION PROMOTION APPARATUS**

(71) Applicant: **TENGA CO., LTD.**, Tokyo (JP)

(72) Inventor: **Kai Tsuyama**, Tokyo (JP)

(73) Assignee: **TENGA CO., LTD.**, Minato-Ku, Tokyo (JP)

(**) Term: **15 Years**

(21) Appl. No.: **35/506,269**

(22) Filed: **Jul. 4, 2018**

(80) **Hague Agreement Data**

Int. Filing Date: **Jul. 4, 2018**

Int. Reg. No.: **DM/102221**

Int. Reg. Date: **Jul. 4, 2018**

Int. Reg. Pub. Date: **Jan. 4, 2019**

(30) **Foreign Application Priority Data**

Jun. 15, 2018 (JP) 2018-013242

(51) **LOC (12) Cl.** **28-03**

(52) **U.S. Cl.**
USPC **D24/215**

(58) **Field of Classification Search**

USPC D24/133, 188, 200, 211, 212, 213, 214,
D24/215; D28/91.1; D9/723, 726, 727;
D4/100, 102

CPC A61H 2201/0153; A61H 7/007; A61H
15/0085; A61H 2015/0014; A61H 7/005;
A61B 17/1325; A61F 7/00

See application file for complete search history.

(56) **References Cited**

U.S. PATENT DOCUMENTS

D652,945 S * 1/2012 Chen D24/215

D675,331 S * 1/2013 Matsuura D24/215

D689,155 S *	9/2013	Jahns	D21/692
D693,934 S *	11/2013	Lin	D24/215
D694,896 S *	12/2013	Tai	D24/215
D733,903 S *	7/2015	Tong	D24/215
D757,870 S *	5/2016	Leslie	D21/693
D797,951 S *	9/2017	Miklavc	D24/215
D804,048 S *	11/2017	Winkley	D24/215
D827,849 S *	9/2018	Marshall	D24/215
D837,996 S *	1/2019	Sugimoto	D24/215
D843,592 S *	3/2019	Tsuyama	D24/215

OTHER PUBLICATIONS

Tenga Spinner Tetra Textured Male Masturbator https://www.lovehoney.com/product.cfm?p=40669#customer_reviews Nov. 17, 2018 (Year: 2018).*

* cited by examiner

Primary Examiner — Samantha Q Lawrence

(74) *Attorney, Agent, or Firm* — Masuvalley & Partners

(57) **CLAIM**

The ornamental design for an ejaculation promotion apparatus, as shown and described.

DESCRIPTION

Figure 1.1 is a perspective view of an ejaculation promotion apparatus;

Figure 1.2 is a front view thereof;

Figure 1.3 is a back view thereof;

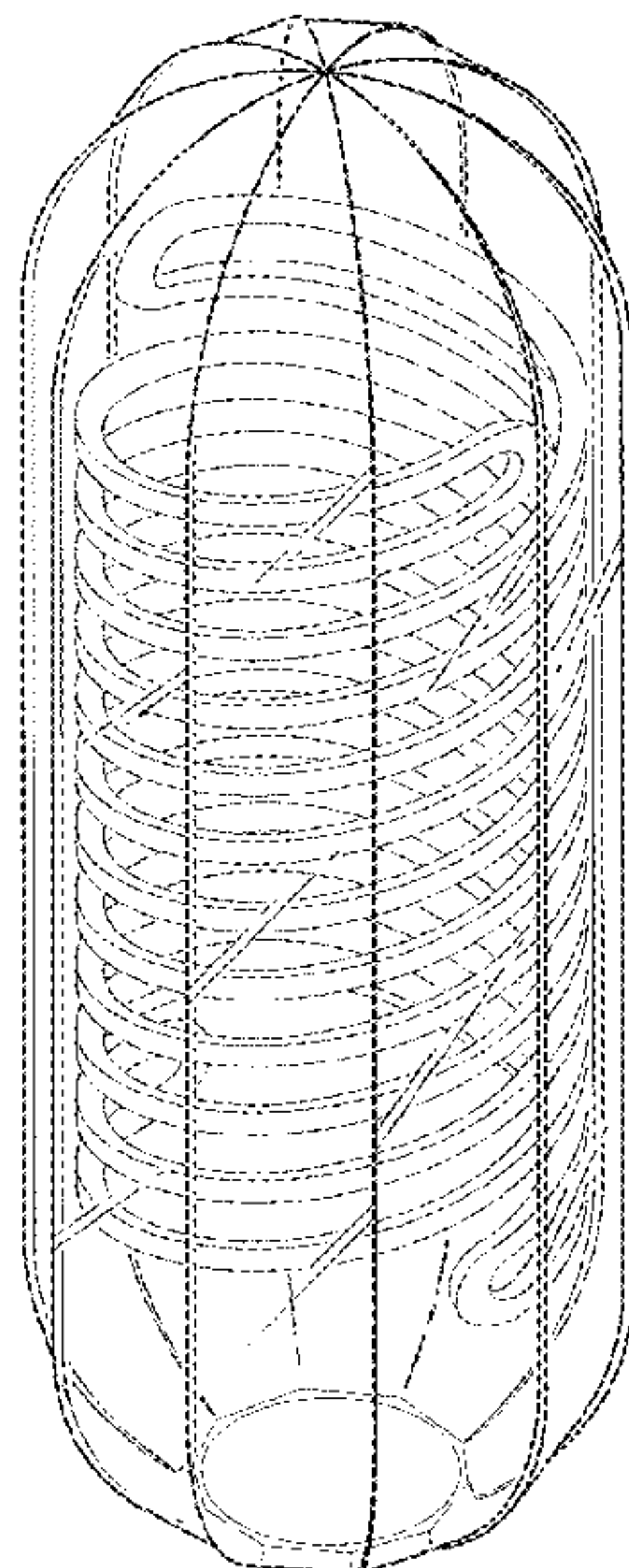
Figure 1.4 is a left side view thereof;

Figure 1.5 is a right side view thereof;

Figure 1.6 is a top view thereof; and

Figure 1.7 is a bottom view thereof.

1 Claim, 7 Drawing Sheets



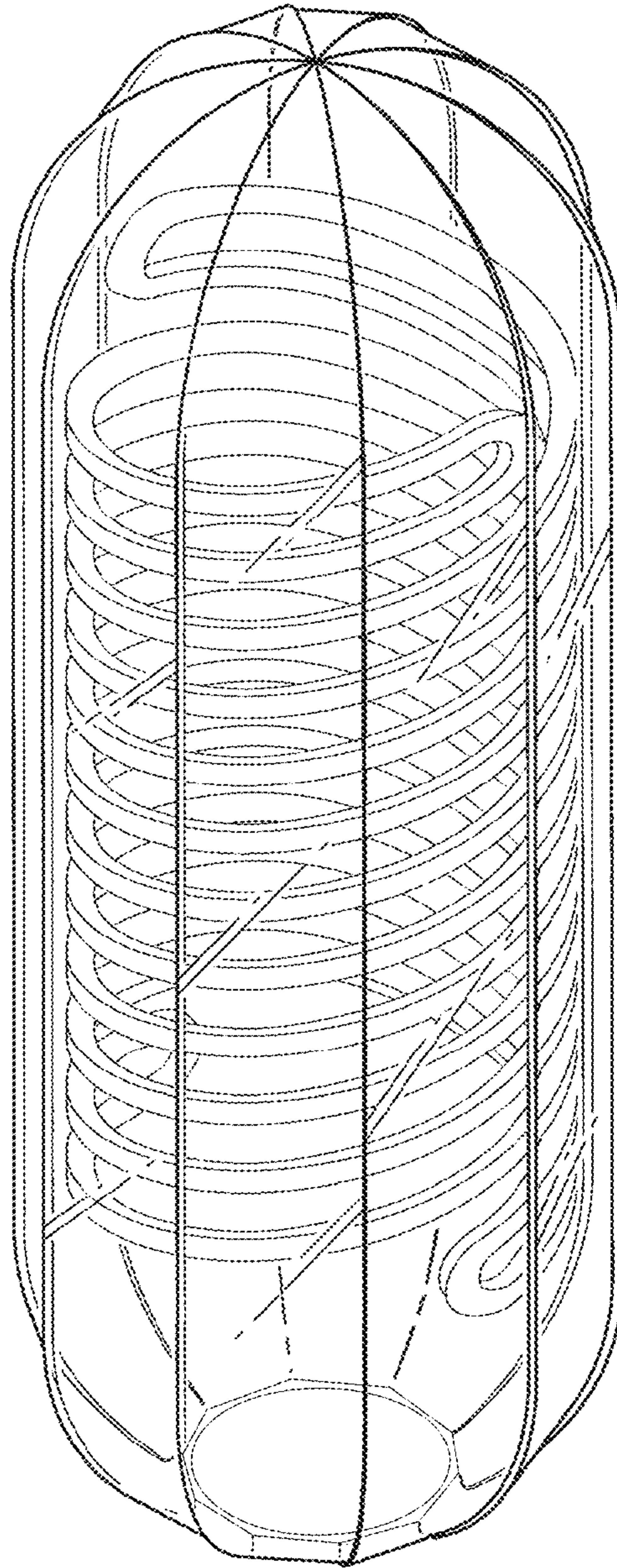


FIG.1.1

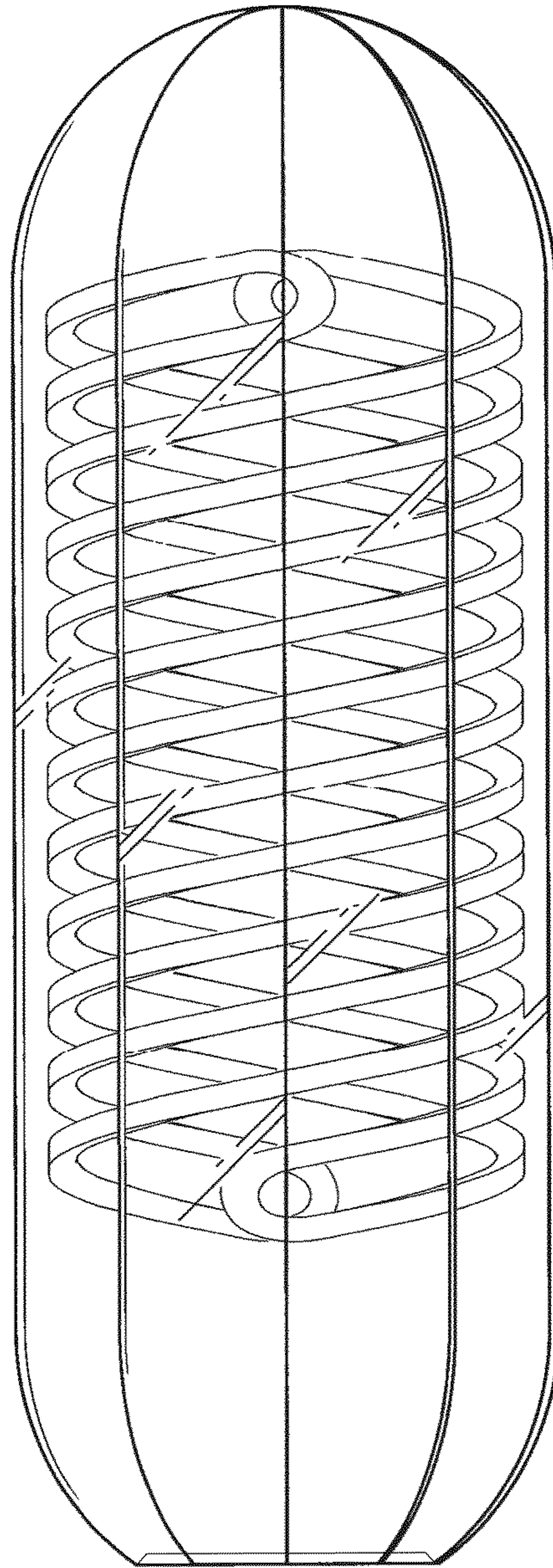


FIG. 1.2

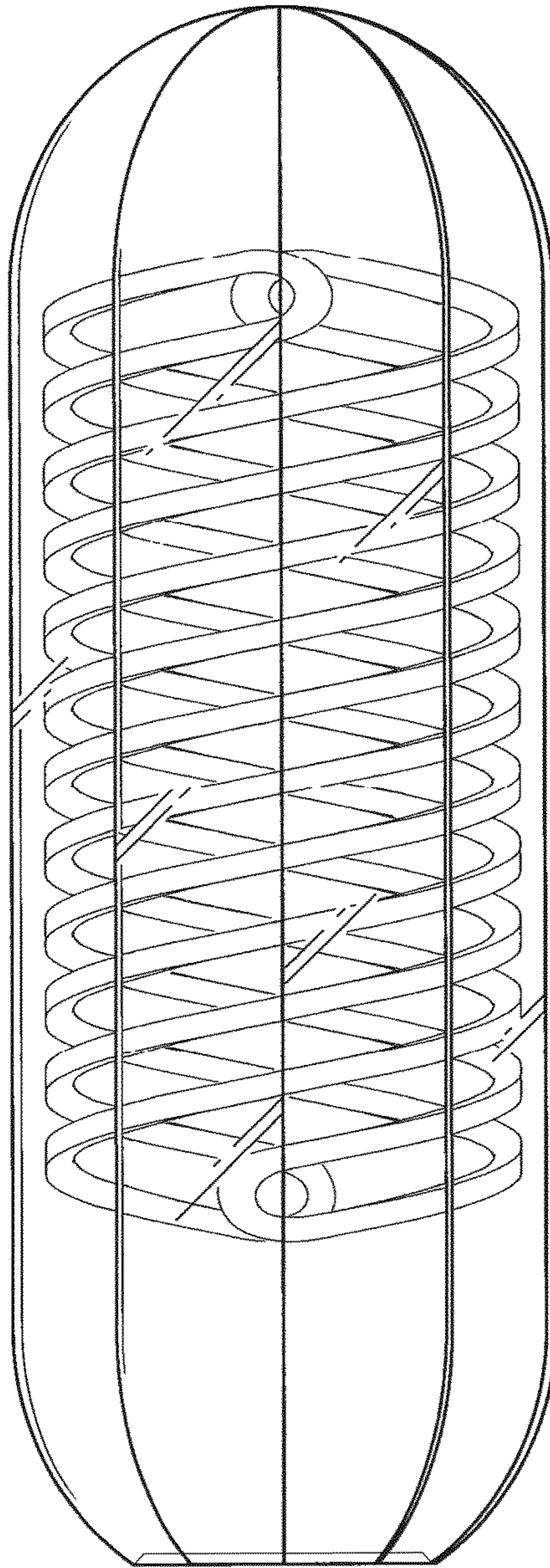


FIG. 1.3

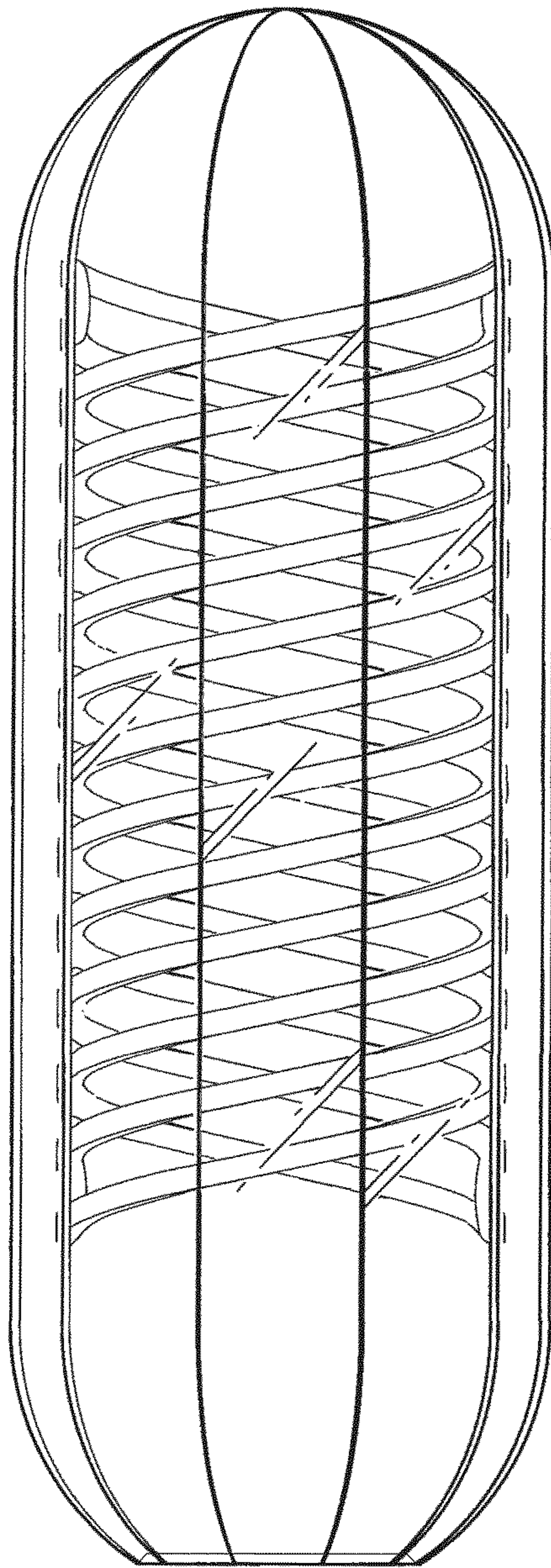


FIG.1.4




FIG.1.5

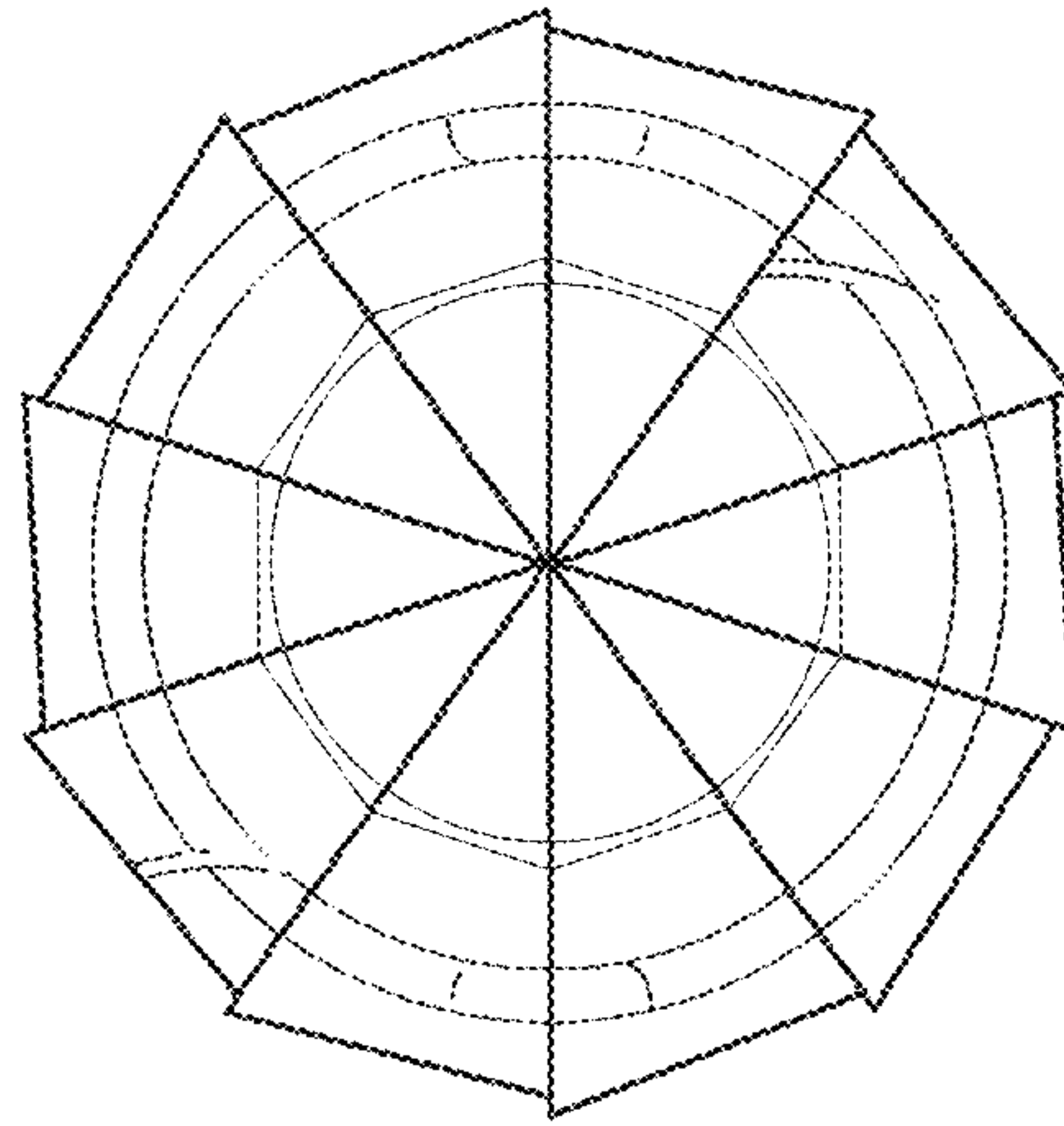


FIG.1.6

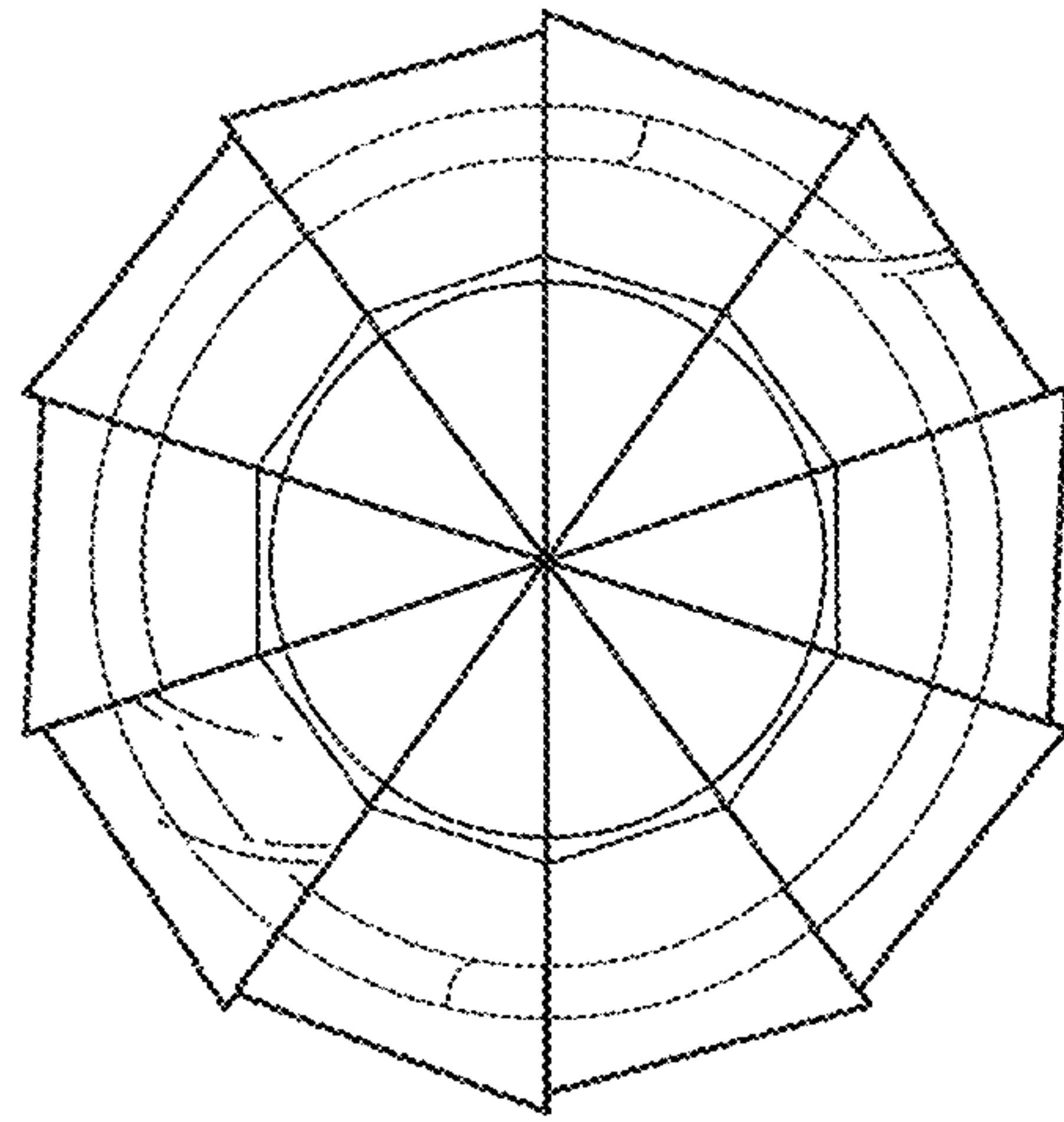


FIG.1.7