



US00D888977S

(12) **United States Design Patent**  
**Pankaj et al.**

(10) **Patent No.:** **US D888,977 S**  
(45) **Date of Patent:** **\*\* Jun. 30, 2020**

(54) **COOL JACKET**

(71) Applicants: **Innovation Thru Energy Co Ltd.**,  
Tokyo (JP); **MORITO CO., LTD.**,  
Osaka (JP)

(72) Inventors: **Garg Pankaj**, Tokyo (JP); **Yutaka Koyama**, Osaka (JP); **Satoru Kitamura**, Osaka (JP)

(73) Assignees: **INNOVATION THRU ENERGY CO LTD.**, Tokyo (JP); **MORITO CO., LTD.**, Osaka (JP)

(\*\*) Term: **15 Years**

(21) Appl. No.: **29/663,835**

(22) Filed: **Sep. 19, 2018**

(51) **LOC (12) Cl.** ..... **24-04**

(52) **U.S. Cl.**  
USPC ..... **D24/206**

(58) **Field of Classification Search**  
USPC ..... D24/206–208, 200, 190; D29/101.3;  
D2/828–829; 2/44, 92, 102; 607/96,  
607/108, 112, 114  
CPC .... A61F 7/10; A61F 7/103; A61F 2007/0001;  
A61F 2007/0024; A61F 2007/0025; A61F  
2007/0027; A61F 2007/108; A41D  
13/0053; A41D 13/0058  
See application file for complete search history.

(56) **References Cited**

**U.S. PATENT DOCUMENTS**

D245,537 S \* 8/1977 Gurgiolo ..... D24/190  
D265,422 S \* 7/1982 Howe ..... D24/207

5,146,625 A \* 9/1992 Steele ..... A41D 13/0058  
2/102  
D351,234 S \* 10/1994 Coyle ..... D24/206  
6,976,276 B2 \* 12/2005 Corbitt, Jr. .... A41D 13/0053  
2/458  
D598,555 S \* 8/2009 Chen ..... D24/206

**OTHER PUBLICATIONS**

IceBattery Cool Jacket, Joint Press Release with English Translation, Mar. 2018, 9 pages.  
Office Action for JP Application No. 2018-00577 dated Apr. 26, 2018.

\* cited by examiner

*Primary Examiner* — Wan Laymon

(74) *Attorney, Agent, or Firm* — Thompson Coburn LLP;  
Sartouk H. Moussavi

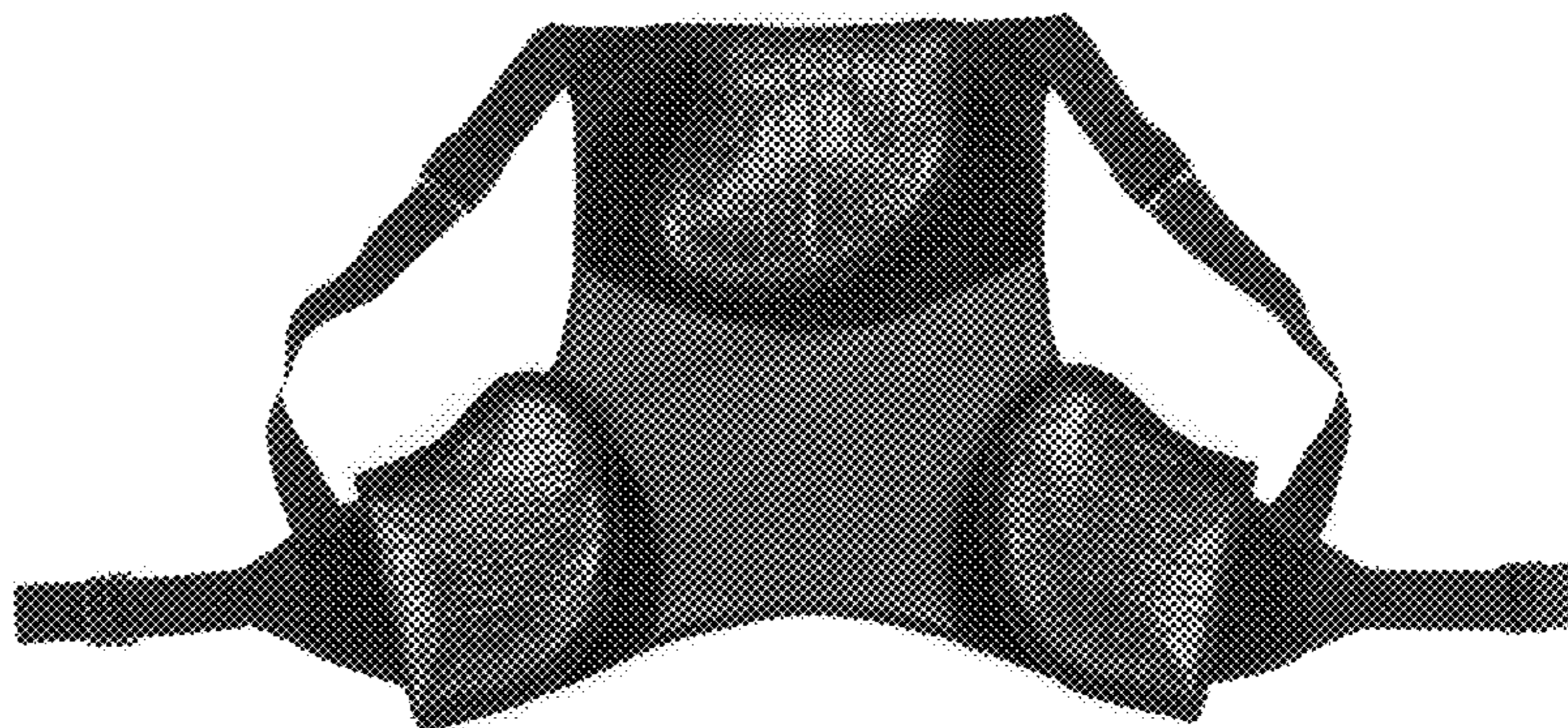
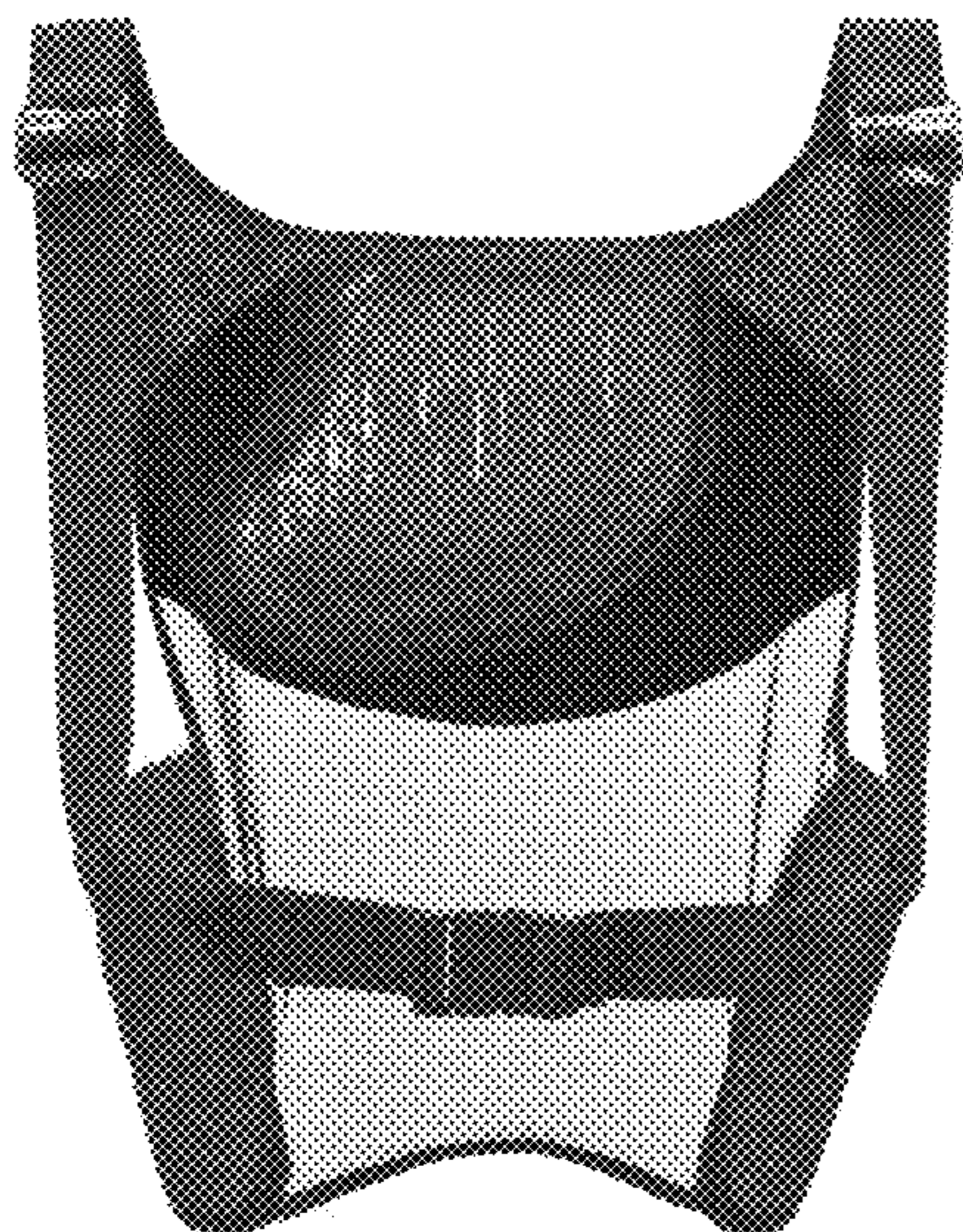
(57) **CLAIM**

The ornamental design for a cool jacket, as shown and described.

**DESCRIPTION**

FIG. 1 is a front view of the cool jacket showing our new design;  
FIG. 2 is a rear view thereof;  
FIG. 3 is a left side view thereof;  
FIG. 4 is a right side view thereof;  
FIG. 5 is a top view thereof;  
FIG. 6 is a bottom view thereof;  
FIG. 7 is a front view of a second configuration of the vest;  
and,  
FIG. 8 is a rear view thereof.

**1 Claim, 8 Drawing Sheets**






FIG. 1



FIG. 2



FIG. 3



FIG. 4




FIG. 5




FIG. 6

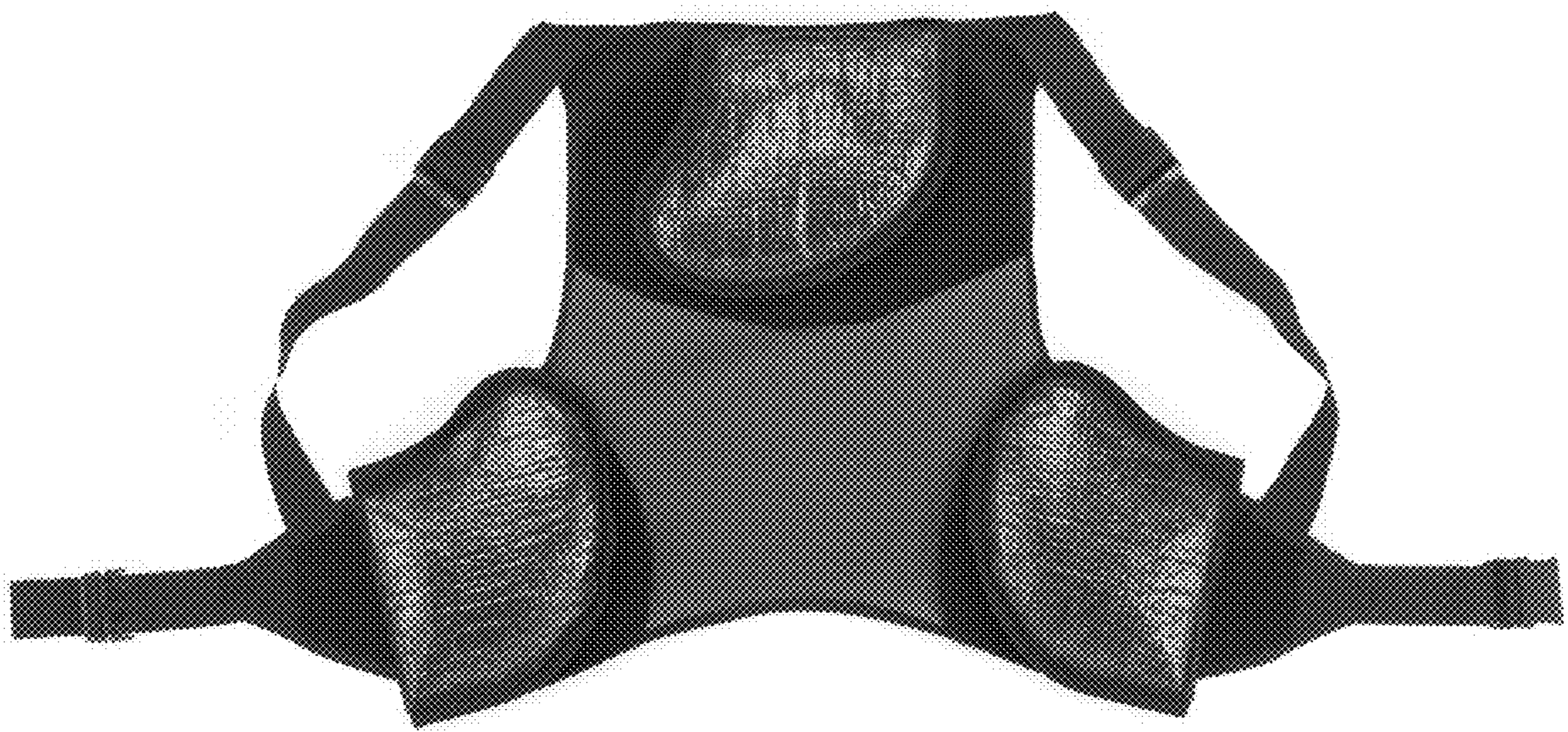


FIG. 7






FIG. 8