



US00D888968S

(12) **United States Design Patent**
Sansone et al.

(10) **Patent No.: US D888,968 S**

(45) **Date of Patent: ** Jun. 30, 2020**

- (54) **HEAD WRAP**
- (71) Applicants: **Stanley A. Sansone**, Houston, TX
(US); **Dylan J. Sansone**, Houston, TX
(US)
- (72) Inventors: **Stanley A. Sansone**, Houston, TX
(US); **Dylan J. Sansone**, Houston, TX
(US)
- (73) Assignee: **911 Medical Devices**, Houston, TX
(US)
- (**) Term: **15 Years**
- (21) Appl. No.: **29/709,262**
- (22) Filed: **Oct. 12, 2019**
- (51) **LOC (12) Cl. 24-04**
- (52) **U.S. Cl.**
USPC **D24/189**; D24/191; D29/102; D2/865
- (58) **Field of Classification Search**
USPC D2/867, 865, 880, 881, 889, 875, 892;
D29/102, 122; D28/9-10; D24/189, 191
CPC A61F 13/12; A61F 2007/0002; A61F
2007/0008; A61F 2007/0012; A61F
13/122; A61F 13/126; A61F 13/128
See application file for complete search history.

(56) **References Cited**

U.S. PATENT DOCUMENTS

- 3,582,990 A * 6/1971 Frieder A42B 3/06
2/6.6
- 3,793,110 A * 2/1974 Saunders A42B 1/12
156/247
- D242,955 S * 1/1977 Arluck D24/190
- D295,446 S * 4/1988 Lundell D2/867
- 5,031,609 A * 7/1991 Fye A61F 13/12
128/857
- D381,790 S * 8/1997 Harris D2/865

- D383,544 S * 9/1997 Heckathorn D24/189
- 5,897,581 A * 4/1999 Fronda A61F 7/10
607/109
- 6,592,535 B2 * 7/2003 Ravikumar A61B 17/135
602/13
- 6,604,246 B1 * 8/2003 Obreja A42B 3/06
2/411
- D564,183 S * 3/2008 Roach D2/865
- D612,545 S * 3/2010 Pliszka D29/122
- D704,894 S * 5/2014 Jennings D29/102
- 9,101,463 B2 * 8/2015 Stormby A61F 7/10
- D739,087 S * 9/2015 Jennings D29/102
- 9,149,393 B2 * 10/2015 Cumming A61F 13/12
- D750,356 S * 3/2016 McLendon D2/889
- 9,421,125 B2 * 8/2016 Stormby A61F 7/10
- 9,644,880 B2 * 5/2017 Paul F25D 5/02
- 9,770,061 B2 * 9/2017 Sansone A42B 3/285
- D813,500 S * 3/2018 Kristjansdottir D2/867
- D822,219 S * 7/2018 Coates D24/192
- 10,314,351 B2 * 6/2019 Stevenson A41D 20/005
- 10,376,417 B2 * 8/2019 Cumming A61F 13/00042
- 2005/0268927 A1 * 12/2005 Alcalá A42B 1/225
132/53

(Continued)

Primary Examiner — Jennifer Rivard


(57) **CLAIM**

The ornamental design for a head wrap, as shown and described.

DESCRIPTION

FIG. 1 is a top view of the head wrap showing my new design; the bottom view is a mirror image;
 FIG. 2 is a front view of the head wrap;
 FIG. 3 is a rear view of the head wrap;
 FIG. 4 is a left side view of the head wrap; the right side view is a mirror image; and,
 FIG. 5 is a view illustrating an isometric view thereof.
 The broken lines that are shown in FIG. 1 illustrate fastening devices that form no part of the claimed design.

1 Claim, 3 Drawing Sheets



(56)

References Cited

U.S. PATENT DOCUMENTS

2007/0074326 A1* 4/2007 Komechak A42B 1/008
2/12
2007/0282406 A1* 12/2007 Dow A61F 7/02
607/109
2015/0342279 A1* 12/2015 Haggard A42B 1/008
2/171.2
2016/0302964 A1* 10/2016 van Wijngaarden-Smit
A61F 7/10
2016/0354233 A1* 12/2016 Sansone A42B 1/008
2017/0246041 A1* 8/2017 Cumming A61F 13/00017
2017/0311692 A1* 11/2017 Morgan A45D 20/18
2019/0000665 A1* 1/2019 Dow A61F 7/02
2019/0015249 A1* 1/2019 Foster A61F 7/03

* cited by examiner

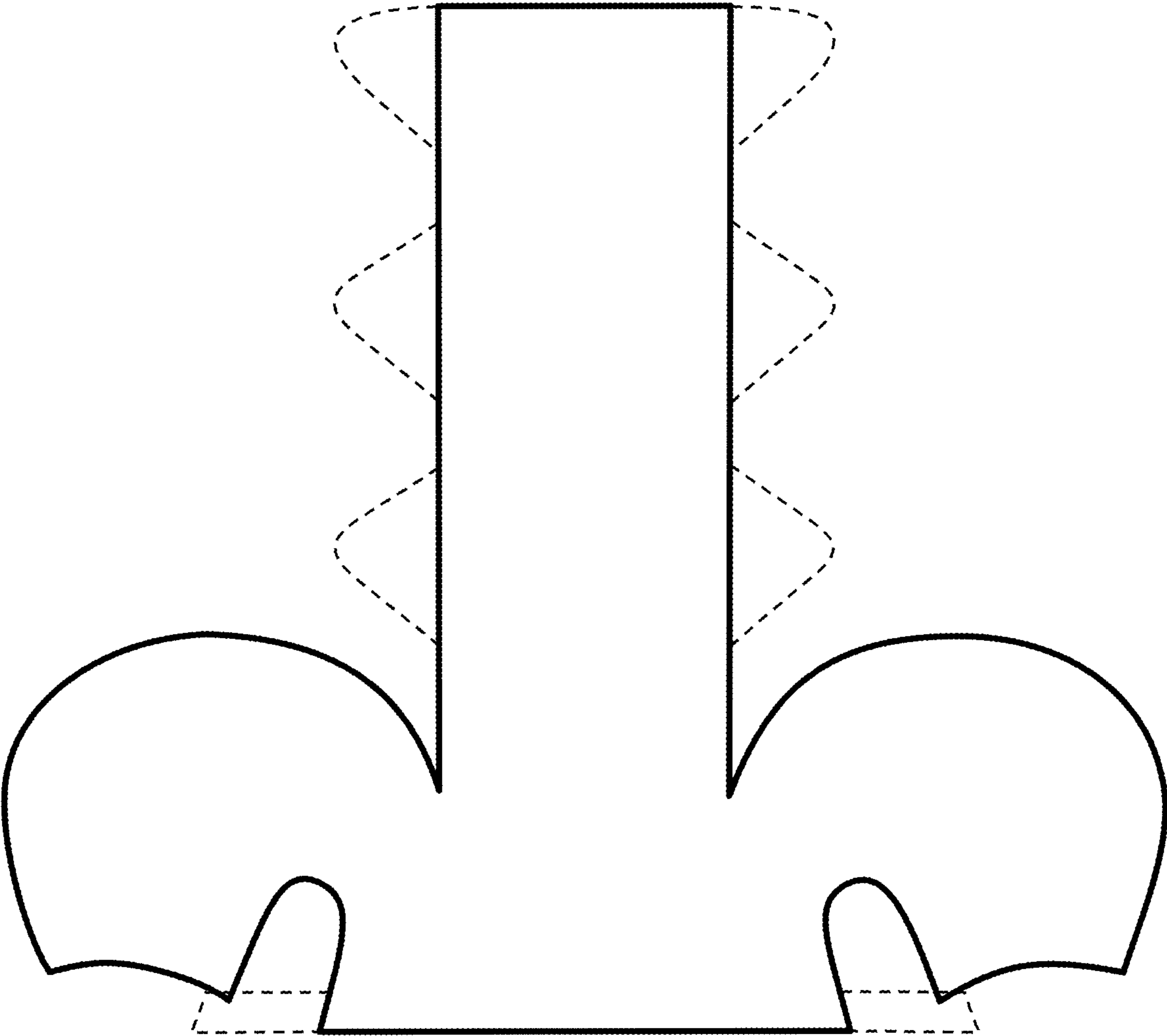


FIG. 1

FIG. 2



FIG. 3



FIG. 4

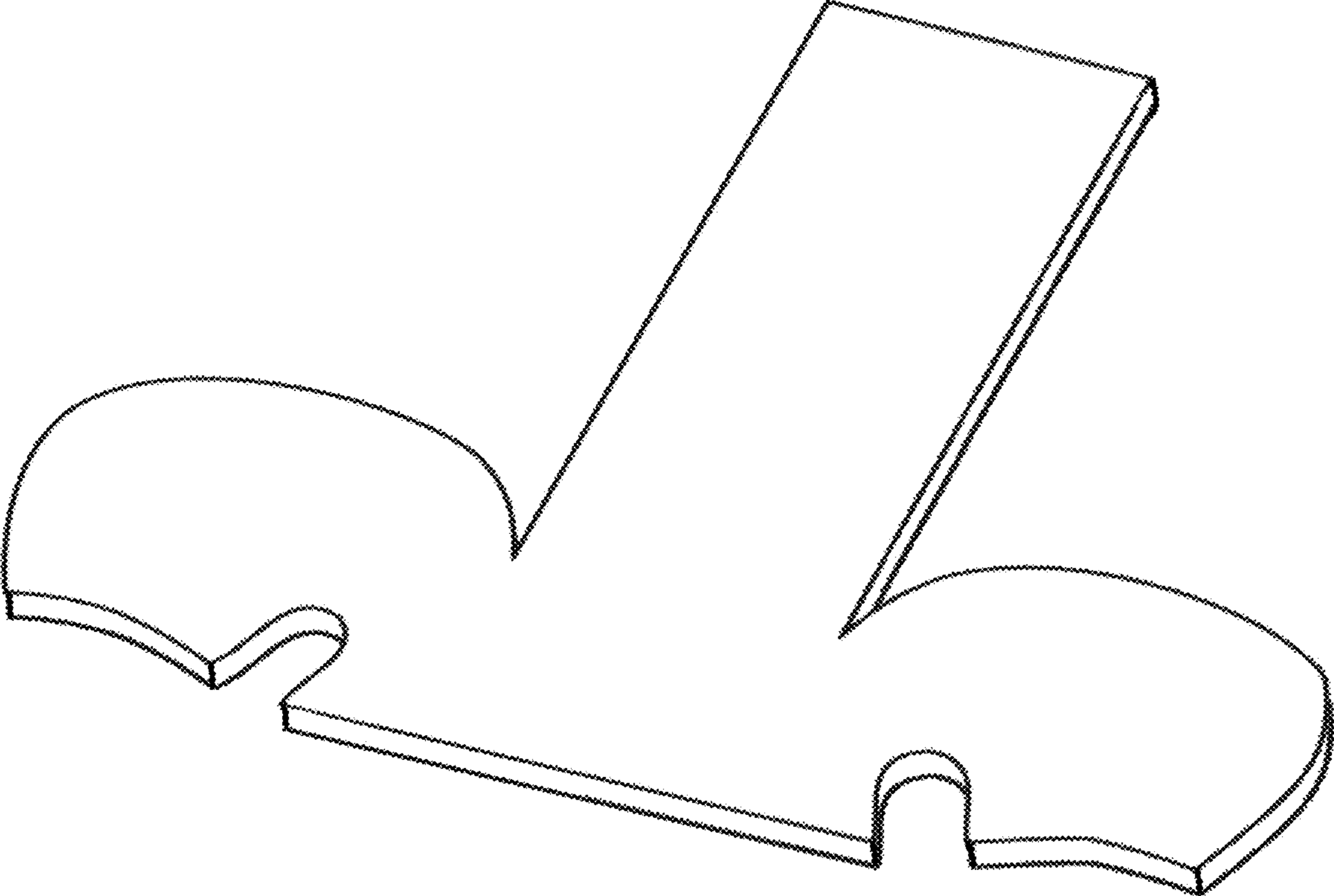


FIG. 5