



US00D888943S

(12) **United States Design Patent** (10) **Patent No.:** **US D888,943 S**
Naylor et al. (45) **Date of Patent:** **** *Jun. 30, 2020**

(54) **DIAPER WITH BOND PATTERN**

(74) *Attorney, Agent, or Firm* — Daniel S. Albrecht

(71) Applicant: **The Procter & Gamble Company,**
Cincinnati, OH (US)

(57) **CLAIM**

(72) Inventors: **Jason Edward Naylor,** Loveland, OH (US); **Jeromy Thomas Raycheck,** South Lebanon, OH (US); **Theodore Cory Fites,** Cincinnati, OH (US); **Christopher Erin Kiger,** Union Township, OH (US); **Justin Chance Leazer,** West Chester, OH (US); **Matthew Alexander Gittings,** Cincinnati, OH (US)

The ornamental design for a diaper with bond pattern, as shown and described.

(73) Assignee: **The Procter & Gamble Company,**
Cincinnati, OH (US)

DESCRIPTION

(*) Notice: This patent is subject to a terminal disclaimer.

FIG. 1 is a perspective view of a diaper with bond pattern showing our new design;
FIG. 2 is a front view of the diaper with bond pattern as shown in FIG. 1;
FIG. 3 is a back view of the diaper with bond pattern as shown in FIG. 1;
FIG. 4 is a left side view of the diaper with bond pattern as shown in FIG. 1;
FIG. 5 is a right side view of the diaper with bond pattern as shown in FIG. 1;
FIG. 6 is a top view of the diaper with bond pattern as shown in FIG. 1;
FIG. 7 is a bottom view of the diaper with bond pattern as shown in FIG. 1;
FIG. 8 is a perspective view of a diaper with bond pattern showing our new design;
FIG. 9 is a front view of the diaper with bond pattern as shown in FIG. 8;
FIG. 10 is a back view of the diaper with bond pattern as shown in FIG. 8;
FIG. 11 is a left side view of the diaper with bond pattern as shown in FIG. 8;
FIG. 12 is a right side view of the diaper with bond pattern as shown in FIG. 8;
FIG. 13 is a top view of the diaper with bond pattern as shown in FIG. 8;
FIG. 14 is a bottom view of the diaper with bond pattern as shown in FIG. 8;
FIG. 15 is an enlarged view of a portion of the diaper shown in FIG. 2, at lower left; and,
FIG. 16 is an enlarged view of a portion of the diaper shown in FIG. 9, at lower left.

(**) Term: **15 Years**

(21) Appl. No.: **29/582,630**

(22) Filed: **Oct. 28, 2016**

(51) **LOC (12) Cl.** **24-04**

(52) **U.S. Cl.**
USPC **D24/126**

(58) **Field of Classification Search**
USPC D24/124–126; 604/347, 348, 358–361, 604/378, 380, 385.01, 385.22, 385.24,
(Continued)

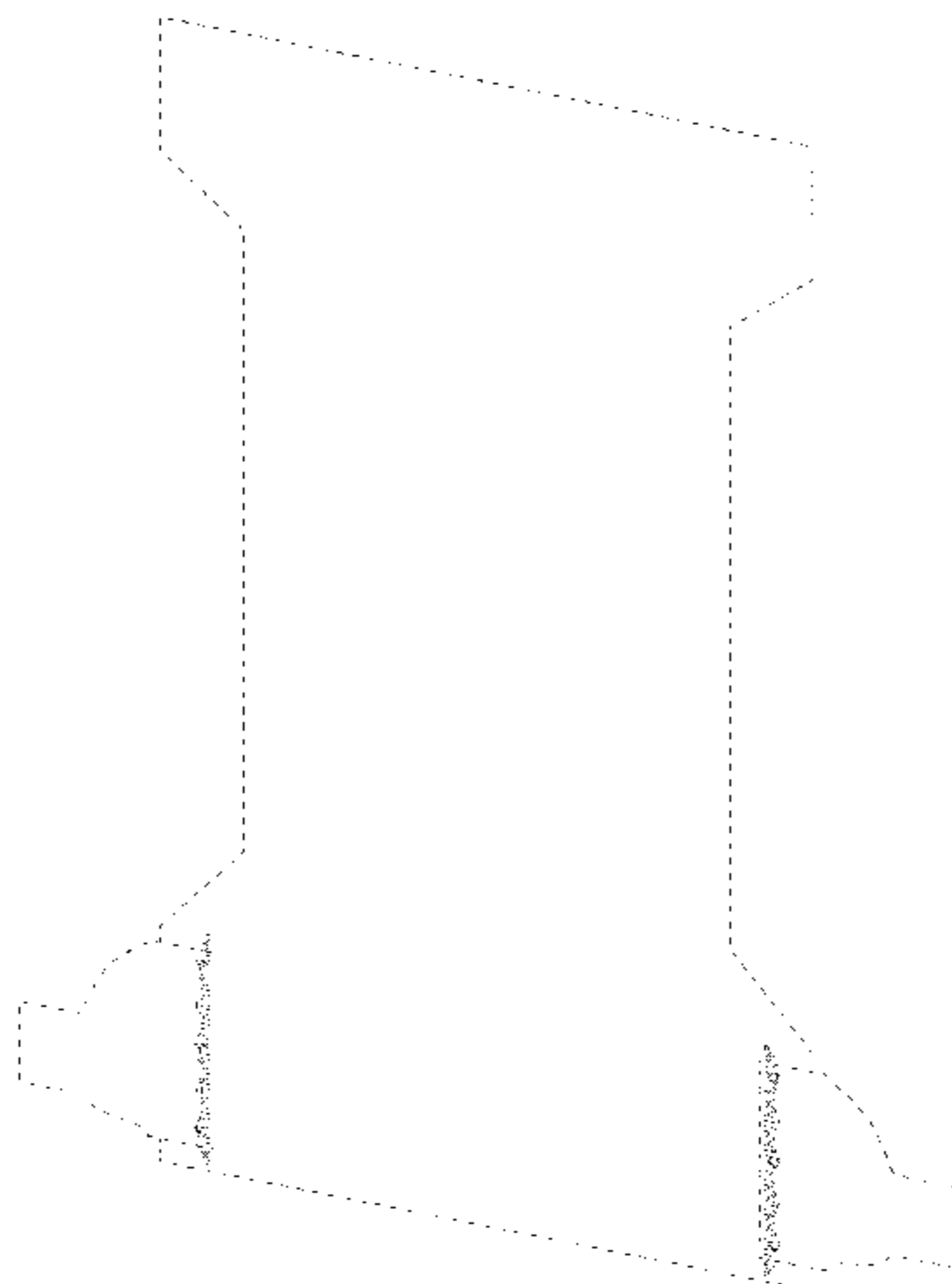
(56) **References Cited**

U.S. PATENT DOCUMENTS

D422,078 S * 3/2000 Vukos D24/124
D422,698 S * 4/2000 Witsken D24/126
(Continued)

Primary Examiner — Samantha Q Lawrence

(Continued)



The broken lines shown in FIGS. 1-16 illustrate portions of the diaper with bond pattern and form no part of the claimed design.

1 Claim, 10 Drawing Sheets

(58) **Field of Classification Search**

USPC 604/385.25; D5/1, 2, 3, 37, 39, 53, 54,
D5/57, 58, 59, 62, 99
CPC A61F 13/704; A61F 13/5616; A61F
13/4758; A61F 13/472
See application file for complete search history.

(56) **References Cited**

U.S. PATENT DOCUMENTS

D442,279	S *	5/2001	Ruman	D24/126
D444,876	S *	7/2001	Oberstadt	D24/124
D444,877	S *	7/2001	Oberstadt	D24/124
D445,897	S *	7/2001	Oberstadt	D24/124
D445,898	S *	7/2001	Malchow	D24/126
D446,302	S *	8/2001	Blenke	D24/126
D448,478	S *	9/2001	Deoliveira	D24/124
D448,847	S *	10/2001	Blenke	D24/126
8,715,262	B2 *	5/2014	McMorrow	A61F 13/49017 604/385.24
9,910,429	B2 *	3/2018	Berg	G05B 19/41875
2012/0277702	A1 *	11/2012	Raycheck	A61F 13/51496 604/367

* cited by examiner

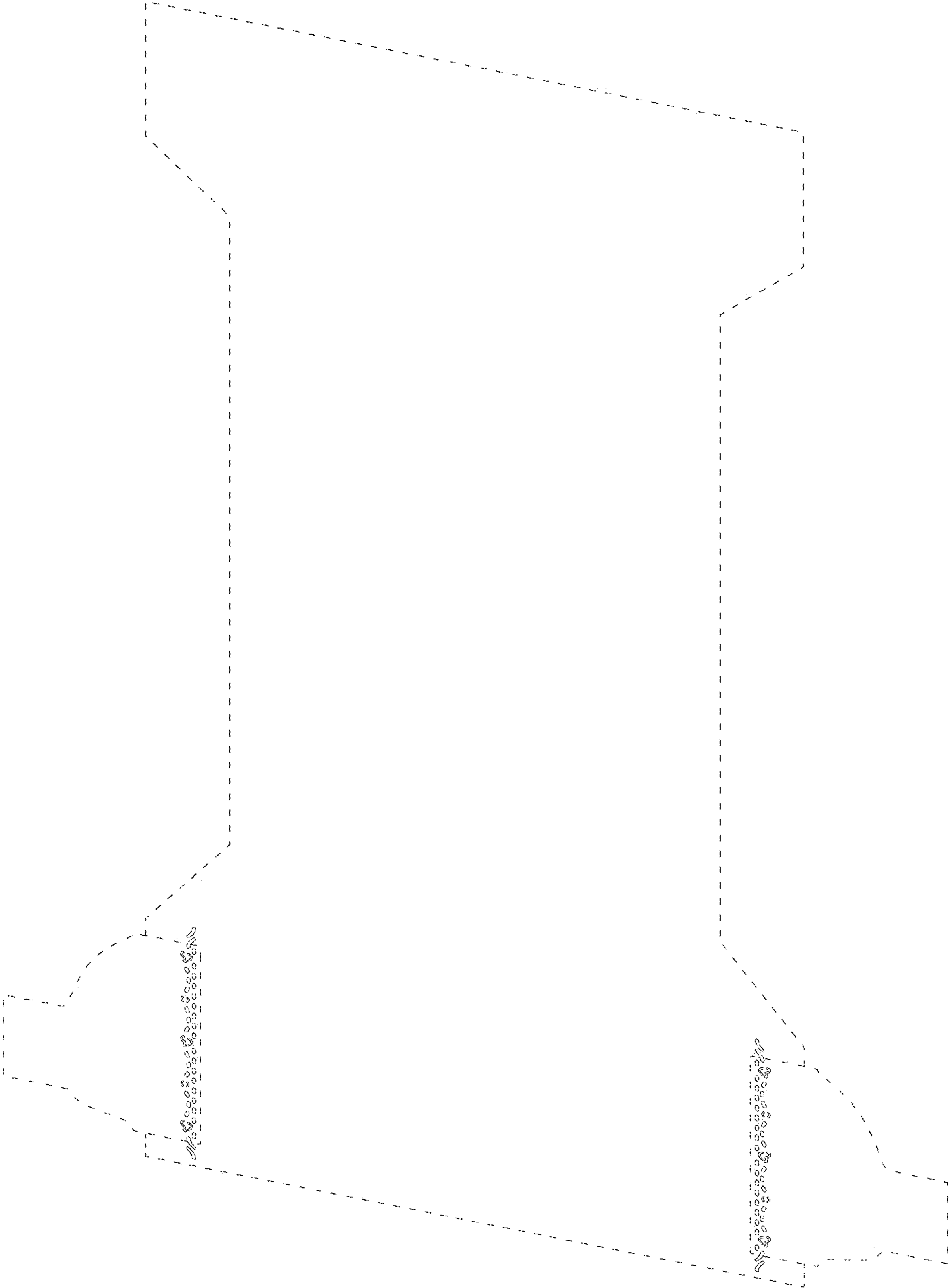


FIG. 1

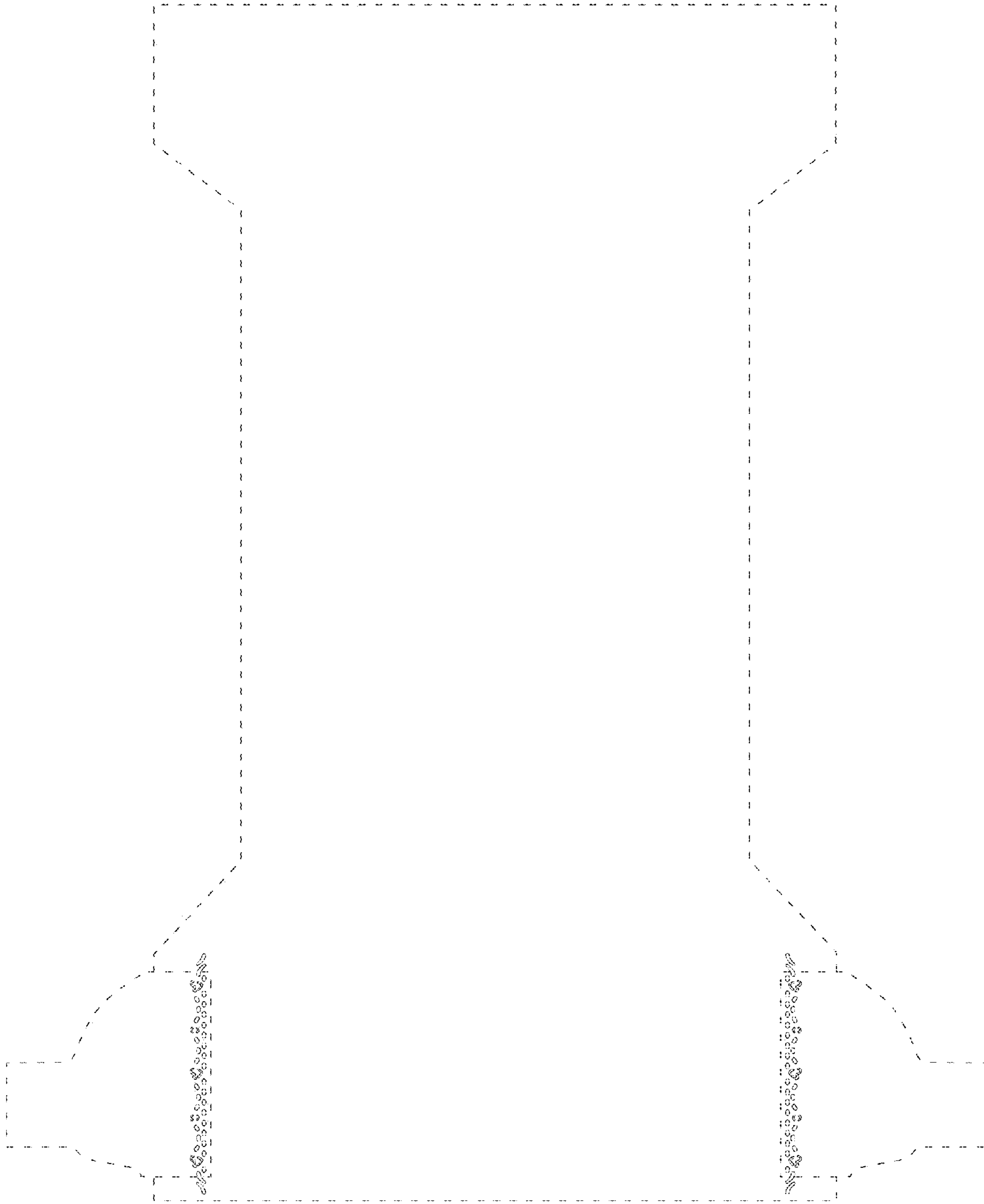


FIG. 2

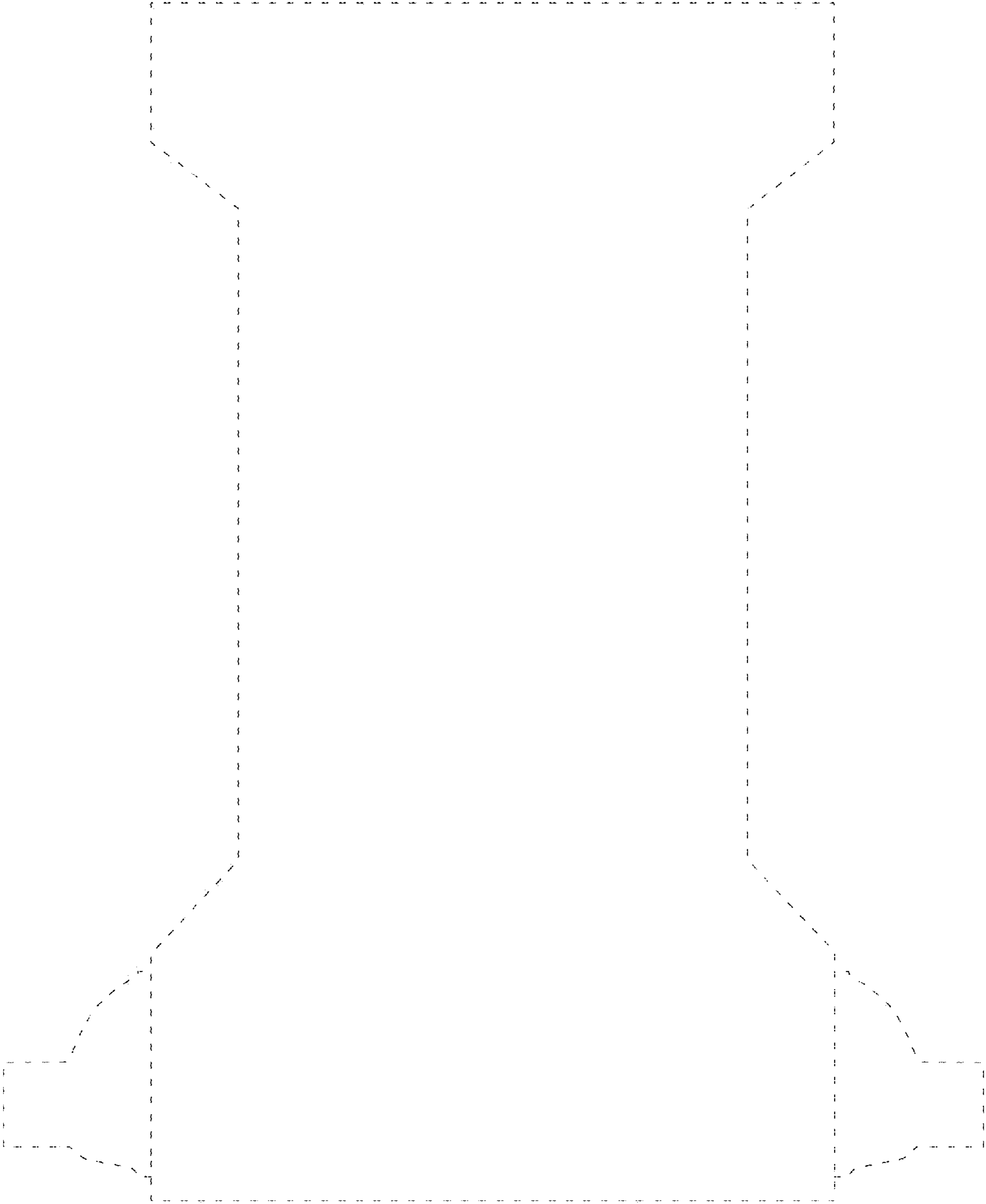


FIG. 3




FIG. 4

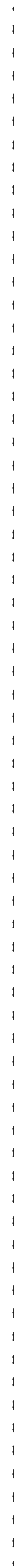


FIG. 5



FIG. 6



FIG. 7

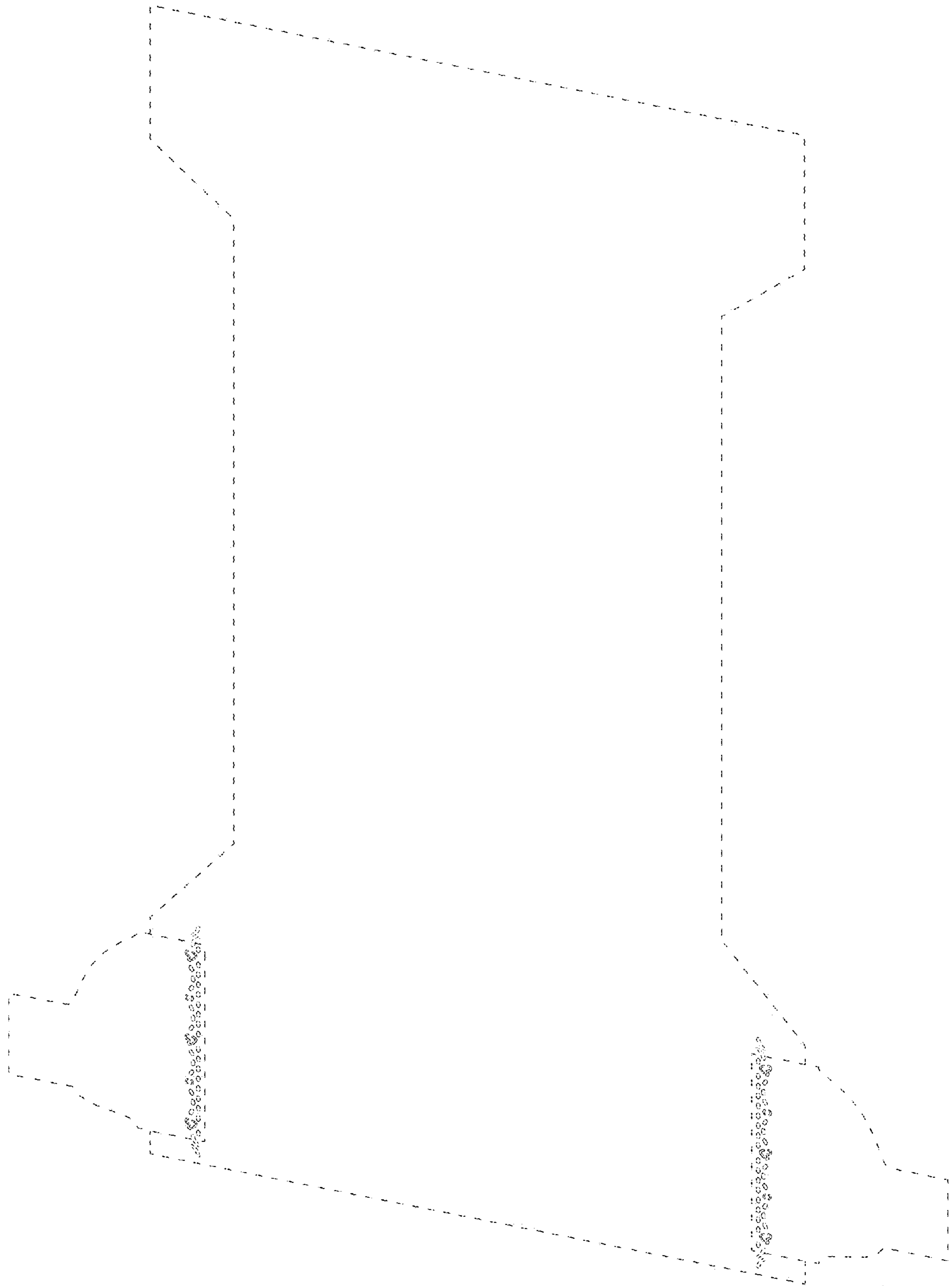


FIG. 8

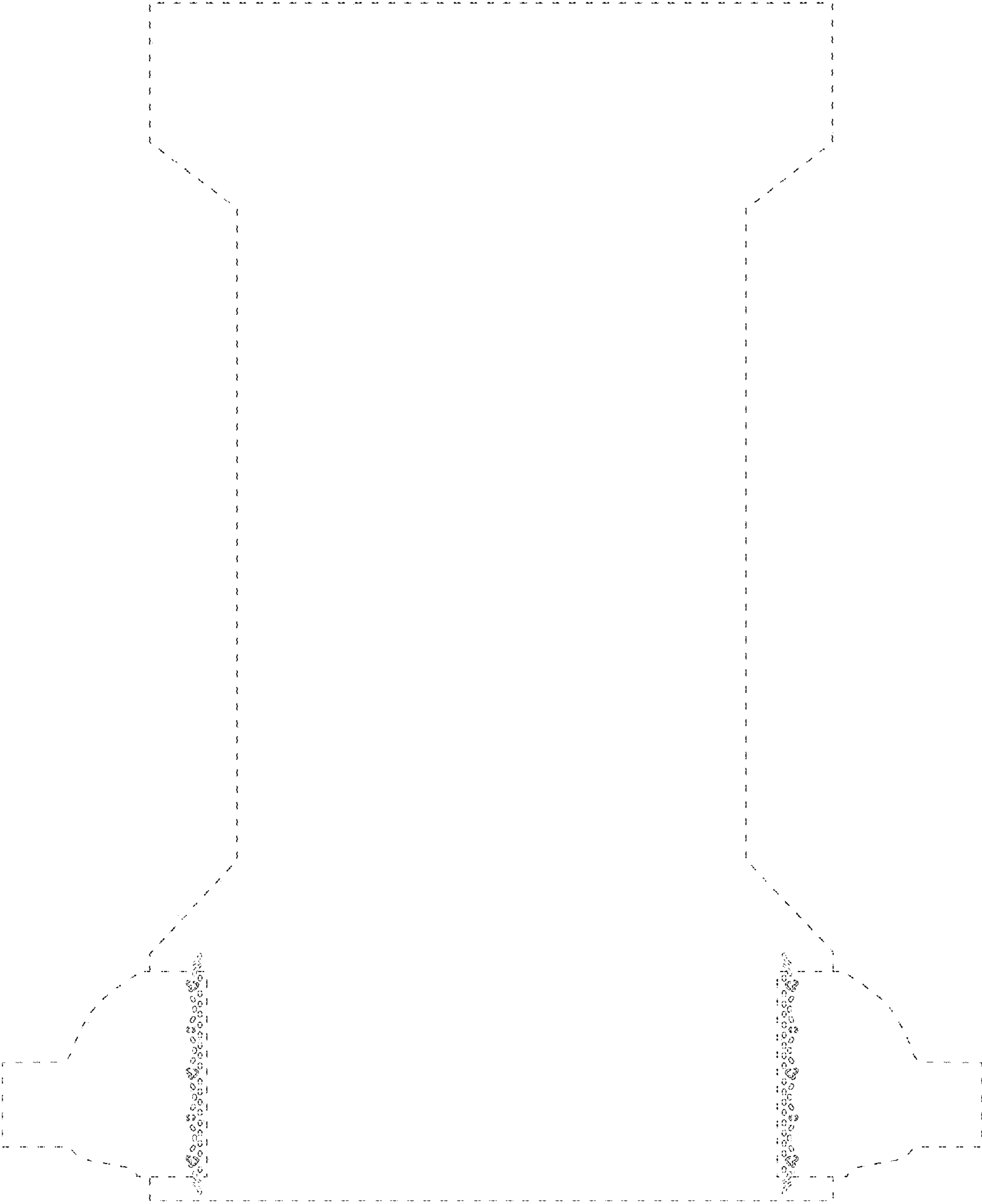


FIG. 9

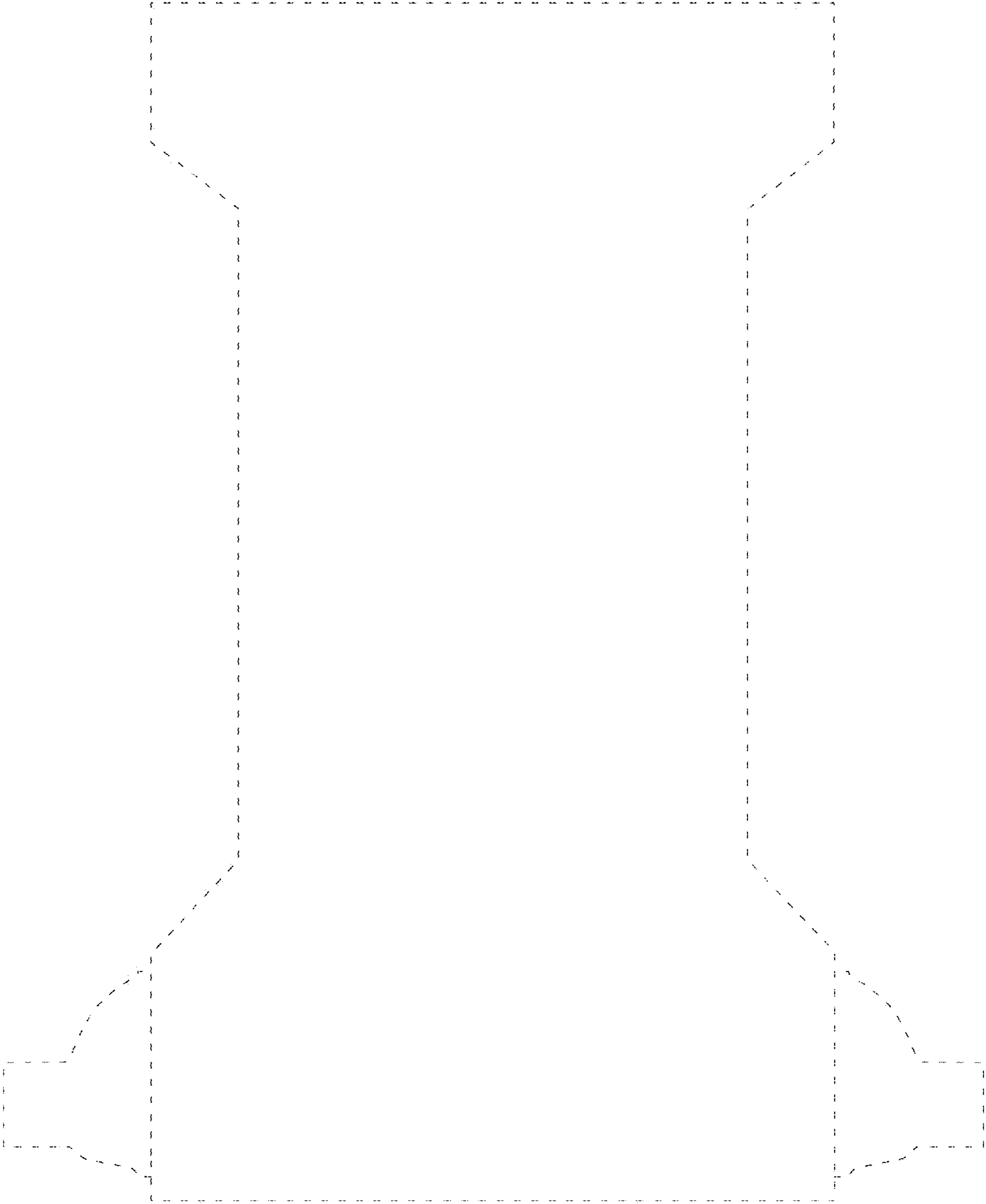


FIG. 10



FIG. 11



FIG. 12



FIG. 13

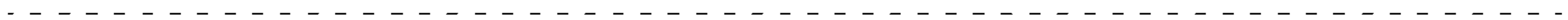


FIG. 14

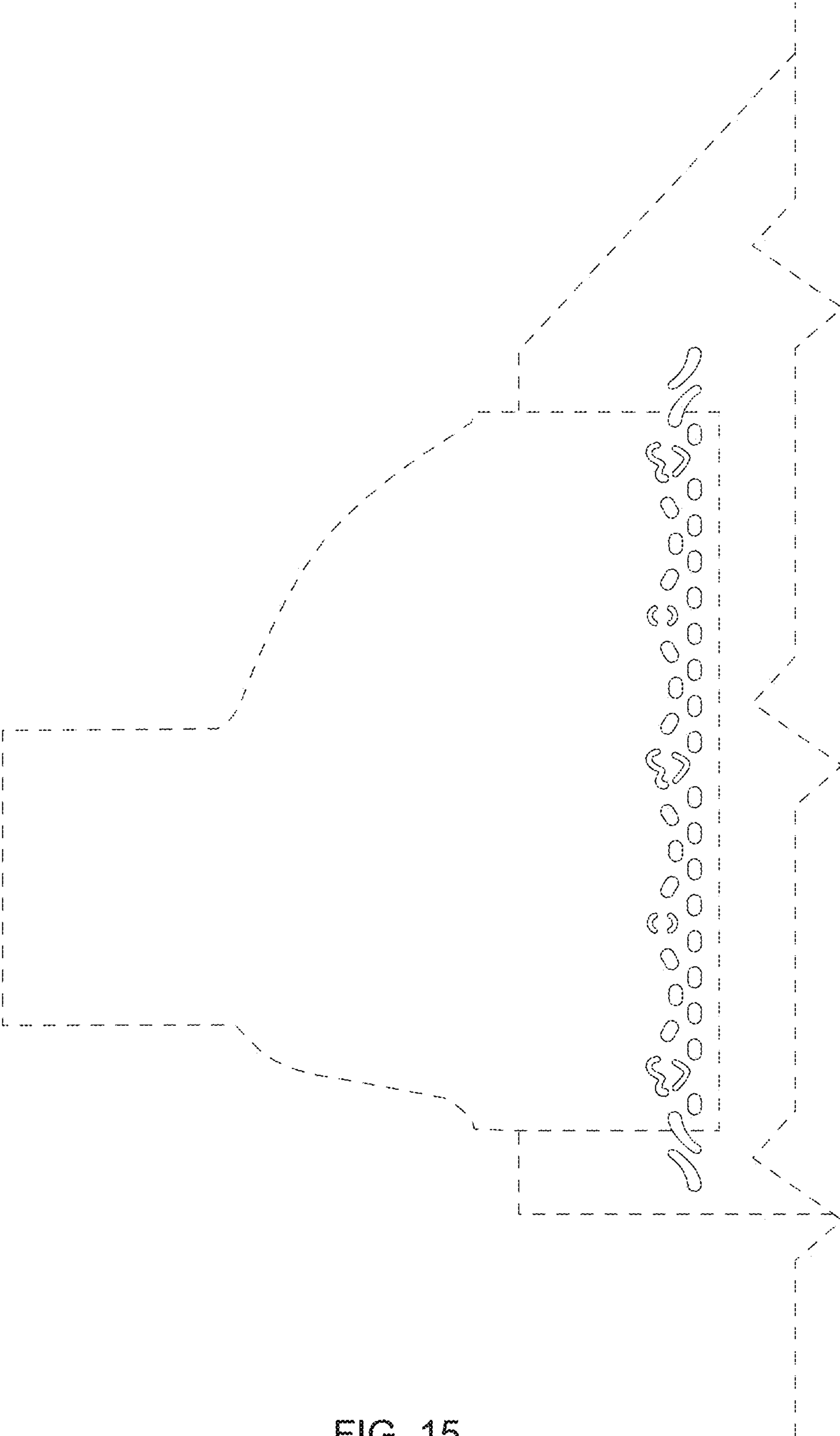


FIG. 15

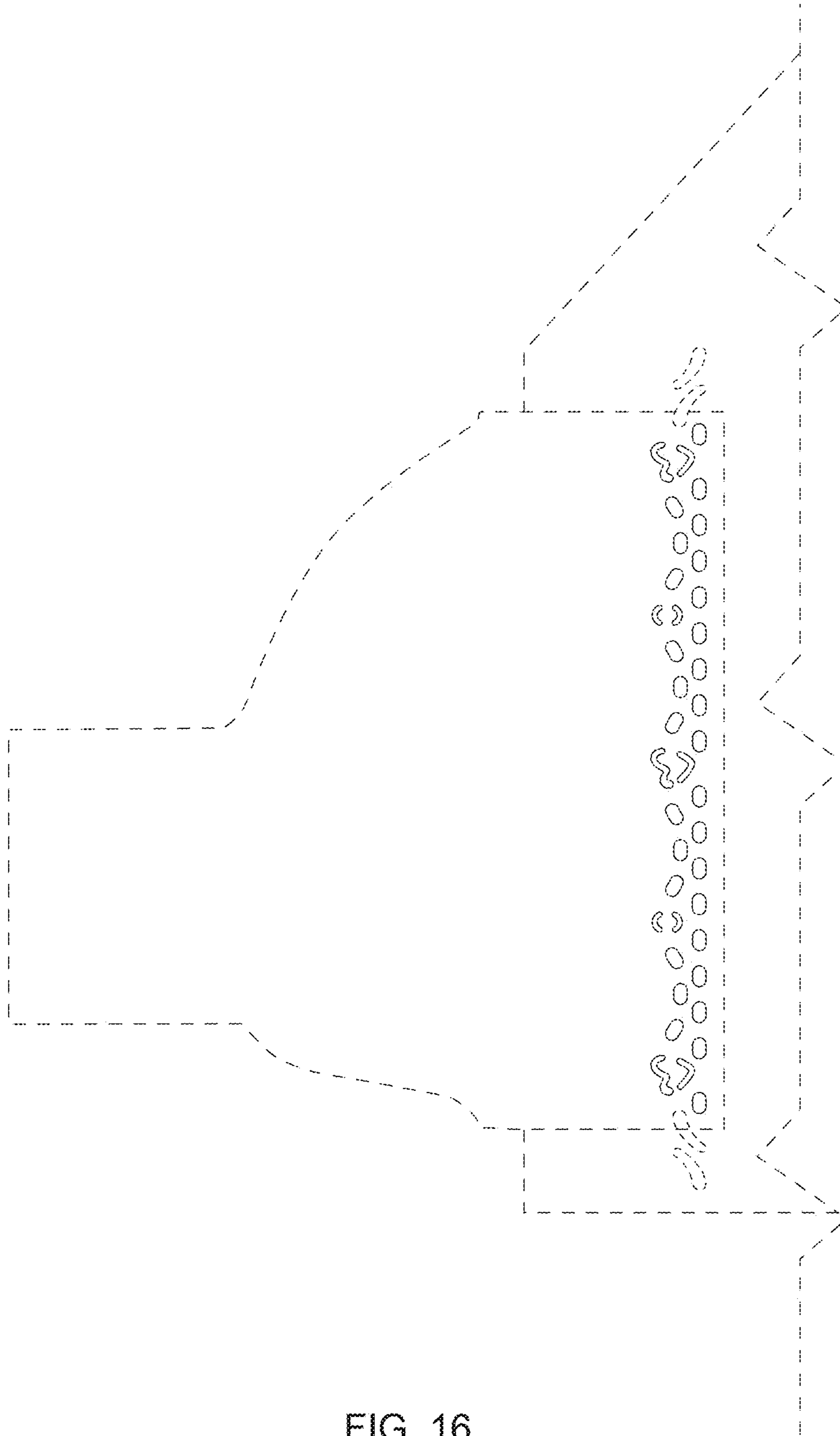


FIG. 16