



US00D888938S

(12) **United States Design Patent** (10) **Patent No.:** **US D888,938 S**  
**Fritz et al.** (45) **Date of Patent:** **\*\* Jun. 30, 2020**

(54) **PEN-SHAPED INJECTOR**  
(71) Applicant: **Sanofi-Aventis Deutschland GmbH**,  
Frankfurt am Main (DE)  
(72) Inventors: **Ingo Fritz**, Frankfurt am Main (DE);  
**Merter Arslan**, Frankfurt am Main  
(DE)  
(73) Assignee: **Sanofi-Aventis Deutschland GMBH**,  
Frankfurt am Main (DE)

(\*\*) Term: **15 Years**

(21) Appl. No.: **29/631,085**

(22) Filed: **Dec. 27, 2017**

(30) **Foreign Application Priority Data**

Jul. 3, 2017 (EM) ..... 004084382

(51) **LOC (12) Cl.** ..... **24-02**

(52) **U.S. Cl.**  
USPC ..... **D24/112**

(58) **Field of Classification Search**  
USPC ..... D24/112–114, 108, 133, 130, 127, 186;  
606/181, 185; 604/264, 272, 187, 181,  
604/184, 227; D19/163–186  
CPC ..... A61M 5/178; A61M 3/00; A61M 5/20;  
A61M 5/31; A61M 5/3146; A61M  
5/3129; A61M 5/3148; A61M 5/315  
See application file for complete search history.

(56) **References Cited**

**U.S. PATENT DOCUMENTS**

D598,539 S \* 8/2009 Tyce ..... D24/113  
D599,008 S \* 8/2009 Tyce ..... D24/113

D599,010 S \* 8/2009 Tyce ..... D24/113  
D599,011 S \* 8/2009 Tyce ..... D24/113  
D606,649 S \* 12/2009 Tyce ..... D24/113  
D606,650 S \* 12/2009 Tyce ..... D24/113  
D608,442 S \* 1/2010 Tyce ..... D24/113  
D610,677 S \* 2/2010 Tyce ..... D24/113  
D652,136 S \* 1/2012 Hawley ..... D24/113  
D685,464 S \* 7/2013 Sanders ..... D24/113  
D697,617 S \* 1/2014 Sanders ..... D24/113  
D703,809 S \* 4/2014 Sanders ..... D24/113  
D703,810 S \* 4/2014 Sanders ..... D24/113

\* cited by examiner

*Primary Examiner* — David G Muller

(74) *Attorney, Agent, or Firm* — Fish & Richardson P.C.

(57) **CLAIM**

The ornamental design of a pen-shaped injector, as shown and described.


**DESCRIPTION**

The patent or application file contains at least one drawing executed in color. Copies of this patent or patent publication with color drawings(s) will be provided by the Office upon request and payment of the necessary fee.

FIG. 1 is a perspective view of a pen-shaped injection device showing our new design;  
FIG. 2 is a front view thereof;  
FIG. 3 is a back view thereof;  
FIG. 4 is a right side view thereof;  
FIG. 5 is a left side view thereof;  
FIG. 6 is a bottom view thereof; and,  
FIG. 7 is a top view thereof.

The broken line showing of parts of the drawings is included for the purpose of illustrating use and environment and forms no part of the claimed design.

**1 Claim, 7 Drawing Sheets**  
**(7 of 7 Drawing Sheet(s) Filed in Color)**



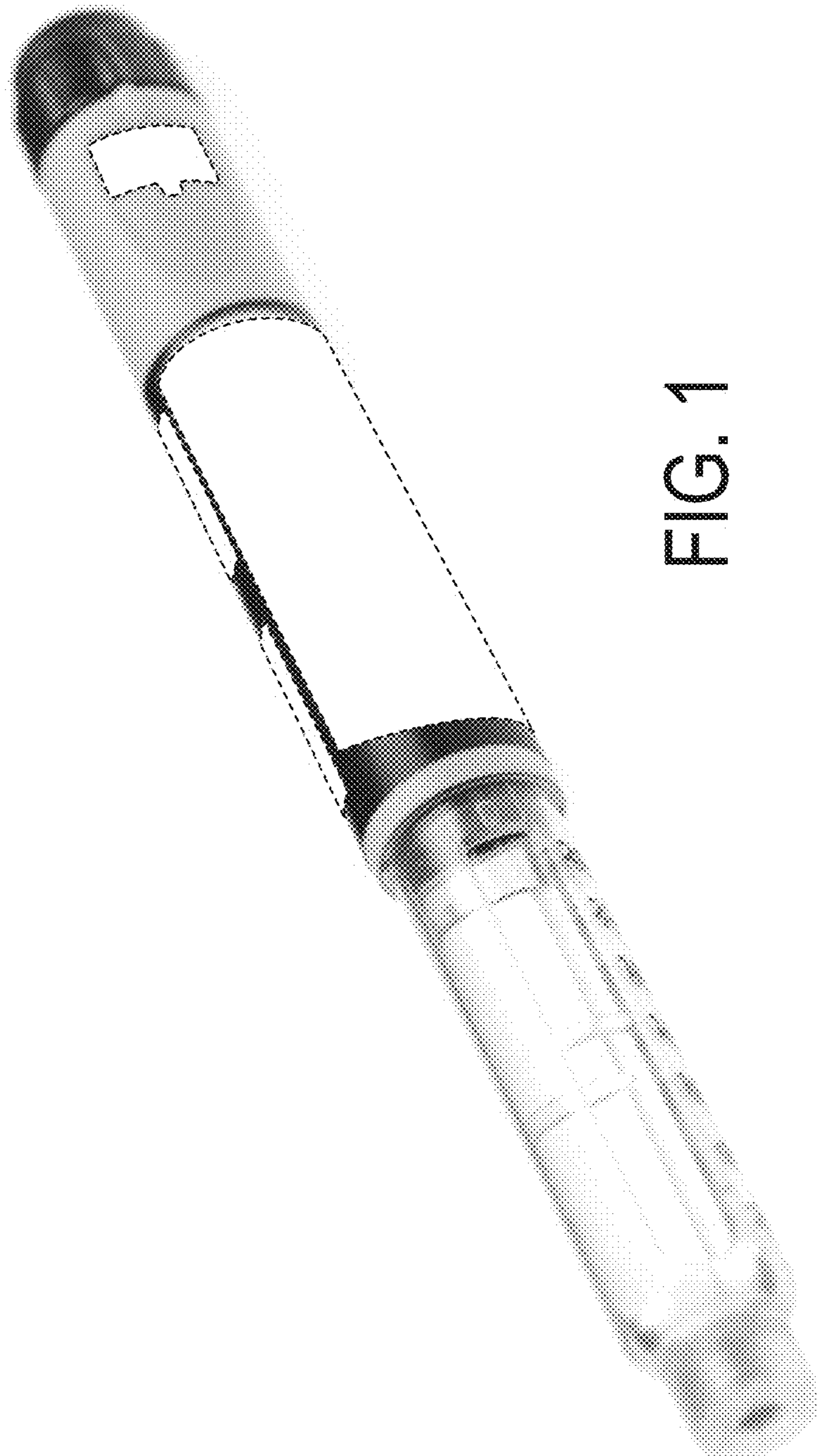


FIG. 1




FIG. 2

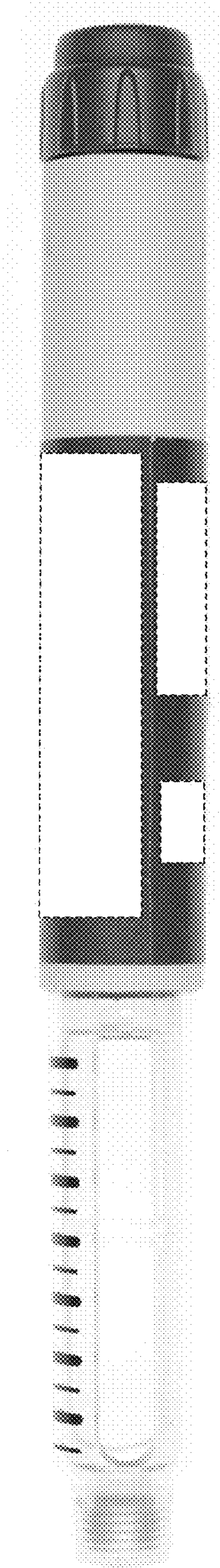


FIG. 3




FIG. 4

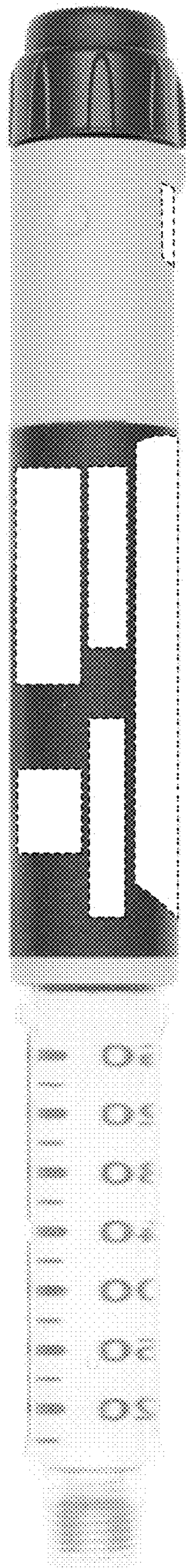


FIG. 5




FIG. 6




FIG. 7