



US00D888927S

(12) **United States Design Patent**  
**Hodgson et al.**

(10) **Patent No.:** **US D888,927 S**  
(45) **Date of Patent:** **\*\* \*Jun. 30, 2020**

(54) **FAN**  
(71) Applicant: **Dyson Technology Limited**, Wiltshire (GB)  
(72) Inventors: **Christopher Steven Hodgson**, Bristol (GB); **Philip Tennison Reilly**, Sheffield (GB); **Alexander James Morrison**, Bristol (GB); **Stuart Anthony Kellett**, Swindon (GB); **Adam Pinkstone**, Gloucester (GB); **Adam James Bates**, Oxford (GB); **Alexander Stuart Knox**, Swindon (GB)

(73) Assignee: **Dyson Technology Limited**, Malmesbury, Wiltshire (GB)  
(\* ) Notice: This patent is subject to a terminal disclaimer.

(\*\*) Term: **15 Years**

(21) Appl. No.: **29/650,611**

(22) Filed: **Jun. 7, 2018**

(30) **Foreign Application Priority Data**

Dec. 11, 2017 (EM) ..... 004543007-0001

(51) **LOC (12) Cl.** ..... **23-04**

(52) **U.S. Cl.**  
USPC ..... **D23/370**; D23/364

(58) **Field of Classification Search**  
USPC ..... D23/332-337, 355-364, 366, 370-376, D23/378, 386-391, 411-414  
CPC ..... F04D 5/00; F04D 27/00; F04D 25/088; F04D 29/005; F04D 29/601; F04D 29/324; F24H 3/04; F21V 33/0096; F21V 33/0092; F24F 13/078

See application file for complete search history.

(56) **References Cited**

**U.S. PATENT DOCUMENTS**

D598,532 S \* 8/2009 Dyson ..... F04F 5/16  
D23/370  
D602,143 S \* 10/2009 Gammack ..... F04F 5/16  
D23/370

D602,144 S \* 10/2009 Dyson ..... F04F 5/16  
D23/370  
D605,748 S \* 12/2009 Gammack ..... F04D 25/08  
D23/370  
D614,280 S \* 4/2010 Dyson ..... F04F 5/16  
D23/370  
D638,114 S \* 5/2011 Li ..... D23/370  
(Continued)

**OTHER PUBLICATIONS**

Peet et al., U.S. Office Action dated Nov. 15, 2019, directed to U.S. Appl. No. 29/650,618; 16 pages.

(Continued)

*Primary Examiner* — Cathron C Brooks

*Assistant Examiner* — Sharon S Oum

(74) *Attorney, Agent, or Firm* — Morrison & Foerster LLP

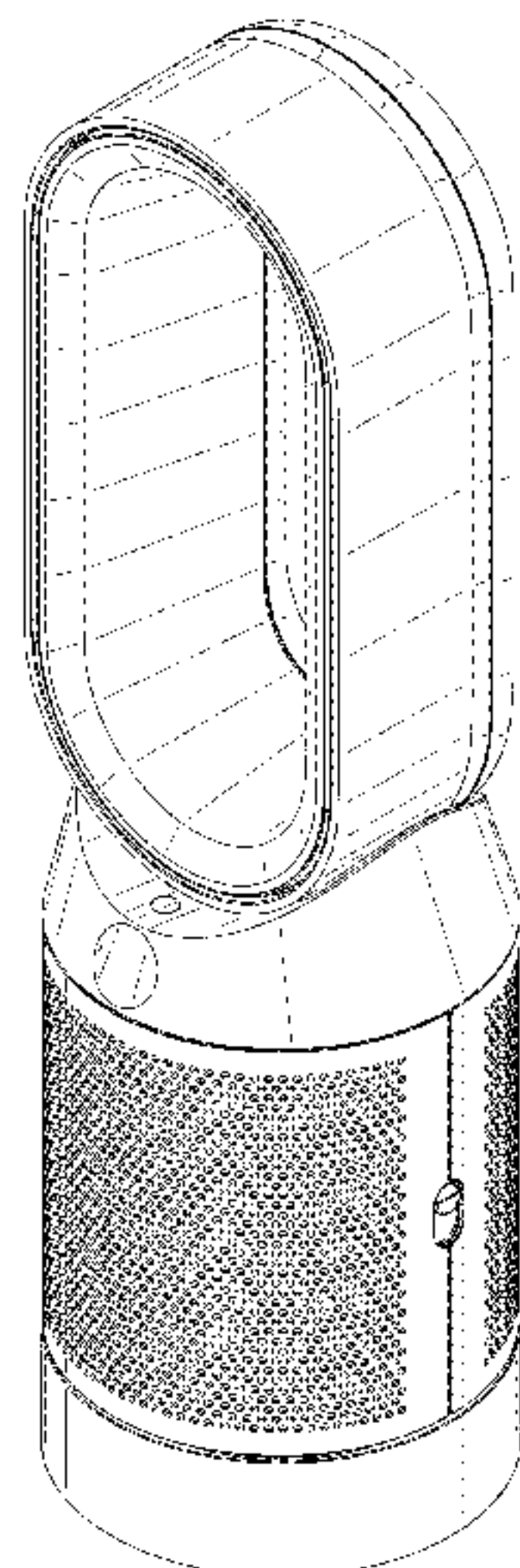
(57) **CLAIM**

We claim the ornamental design for a fan, as shown and described.

**DESCRIPTION**

FIG. 1 is a perspective view of a fan showing our new design;  
FIG. 2 is a side view thereof;  
FIG. 3 is a front view thereof;  
FIG. 4 is a side view of the opposite side of FIG. 2;  
FIG. 5 is a rear view thereof;  
FIG. 6 is a top view thereof; and,  
FIG. 7 is a bottom view thereof.  
The long-short dashed line in FIG. 7 defines the boundary of the claimed design and forms no part thereof.  
The broken lines shown in the drawings illustrate portions of a fan that form no part of the claimed design.

**1 Claim, 7 Drawing Sheets**



(56)

References Cited

U.S. PATENT DOCUMENTS

D672,023 S \* 12/2012 Wallace ..... D23/332  
 D672,024 S \* 12/2012 Fitton ..... D23/370  
 D678,993 S \* 3/2013 Kung-Hua ..... D23/370  
 D728,092 S \* 4/2015 Poulton ..... D23/342  
 D728,769 S \* 5/2015 Dyson ..... D23/342  
 D728,770 S \* 5/2015 Dyson ..... D23/342  
 D729,372 S \* 5/2015 McPherson ..... D23/370  
 D729,373 S \* 5/2015 Dos Reis ..... D23/370  
 D729,374 S \* 5/2015 Dos Reis ..... D23/370  
 D729,375 S \* 5/2015 Dos Reis ..... D23/370  
 D729,376 S \* 5/2015 McPherson ..... D23/370  
 D729,925 S \* 5/2015 McPherson ..... D23/370  
 D746,425 S \* 12/2015 Dyson ..... D23/356  
 D746,966 S \* 1/2016 Dyson ..... D23/356  
 D768,280 S \* 10/2016 Peet ..... D23/370  
 D768,839 S \* 10/2016 Peet ..... D23/370  
 D768,842 S \* 10/2016 Peet ..... D23/370  
 D782,640 S \* 3/2017 Poulton ..... D23/370  
 D782,641 S \* 3/2017 Poulton ..... D23/370  
 D782,643 S \* 3/2017 Poulton ..... D23/370  
 D783,140 S \* 4/2017 Poulton ..... D23/370  
 D783,141 S \* 4/2017 Poulton ..... D23/370

D790,681 S \* 6/2017 Poulton ..... D23/370  
 10,041,504 B2 \* 8/2018 Stewart ..... F04D 29/646  
 D838,355 S \* 1/2019 Cho ..... D23/390  
 10,260,521 B2 \* 4/2019 Barclay ..... F04D 25/08  
 D854,134 S \* 7/2019 Jessup ..... D23/364  
 D859,620 S \* 9/2019 Le ..... D23/335  
 D862,672 S \* 10/2019 Chen ..... D23/364  
 2013/0028763 A1 \* 1/2013 Staniforth ..... F04D 25/08  
 417/423.5  
 2013/0142676 A1 \* 6/2013 Zou ..... F04F 5/16  
 417/313  
 2013/0249124 A1 \* 9/2013 Staniforth ..... F24F 3/16  
 261/128  
 2014/0084492 A1 \* 3/2014 Staniforth ..... F04D 25/08  
 261/31  
 2015/0084214 A1 \* 3/2015 Wilson ..... C02F 1/325  
 261/32  
 2016/0281742 A1 \* 9/2016 Rivera ..... F04D 29/601

OTHER PUBLICATIONS

Peet et al., U.S. Office Action dated Nov. 15, 2019, directed to U.S. Appl. No. 29/650,614; 14 pages.

\* cited by examiner



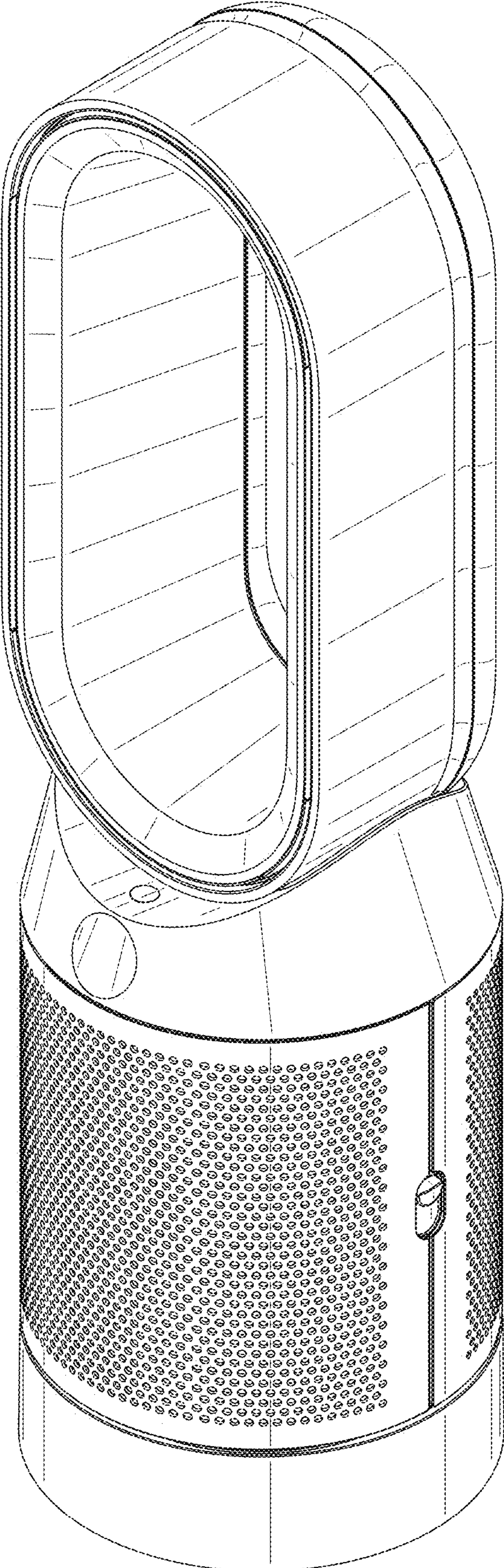


FIG. 1

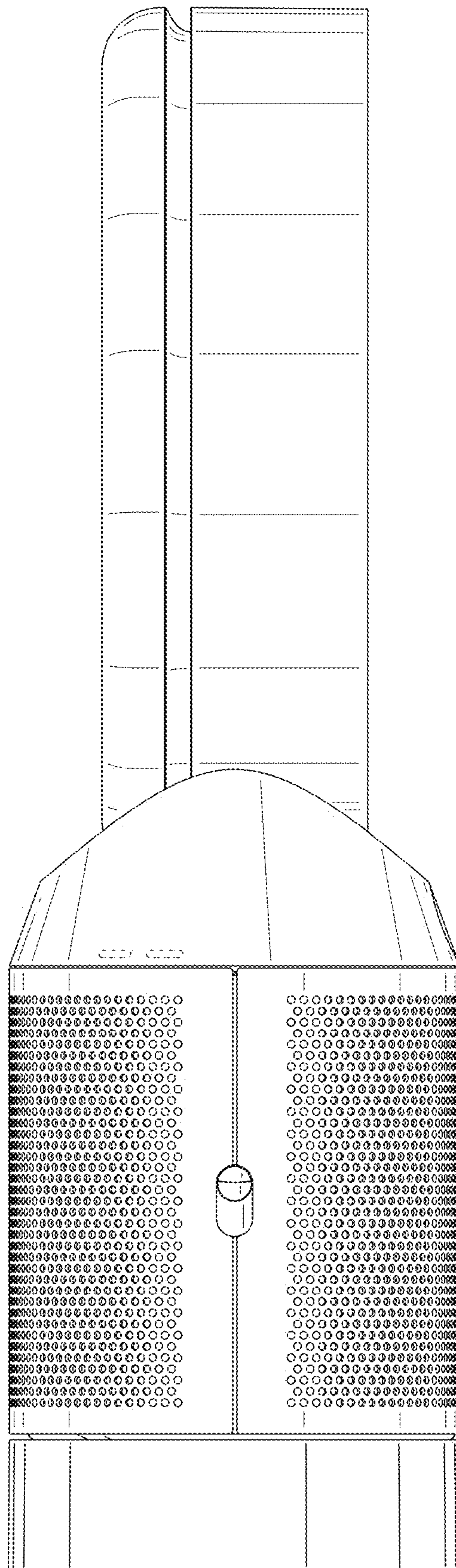


FIG. 2



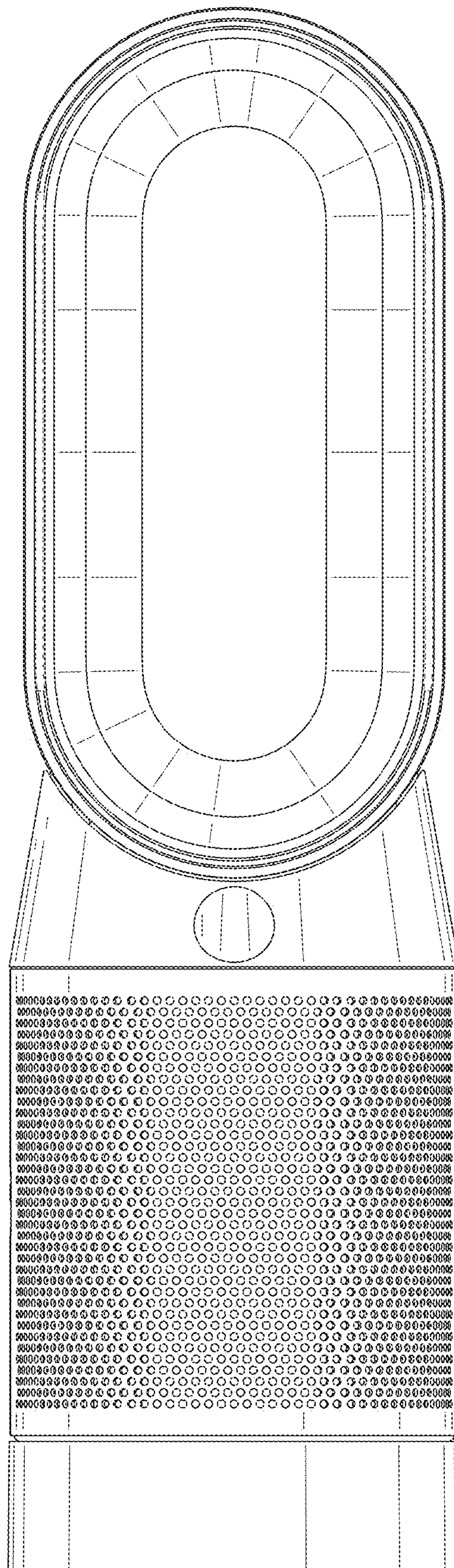


FIG. 3

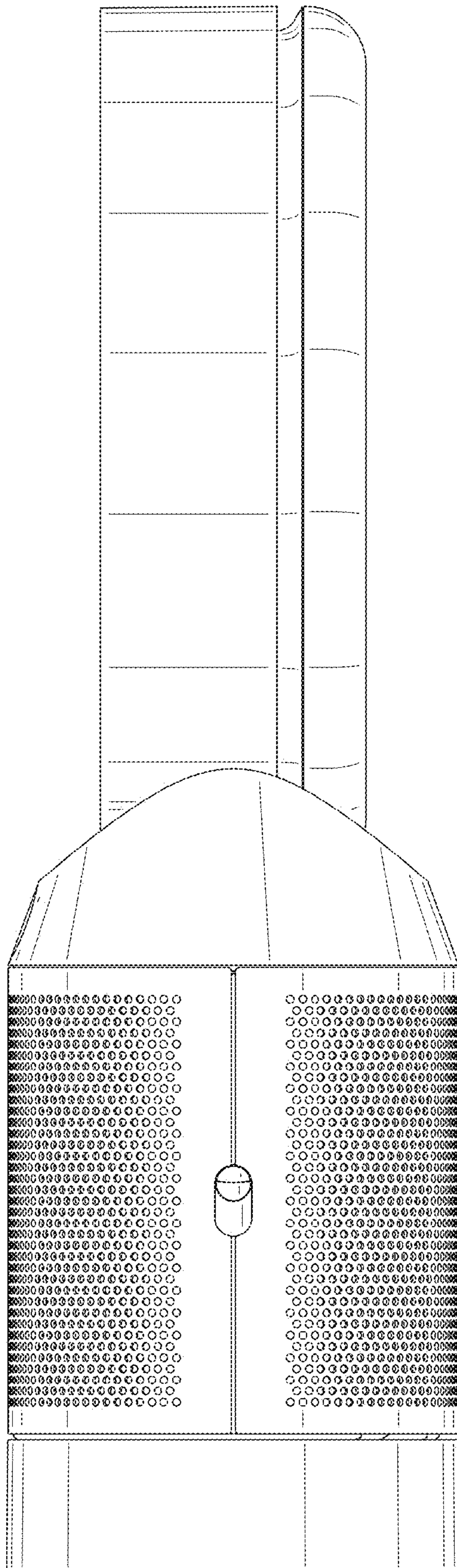


FIG. 4



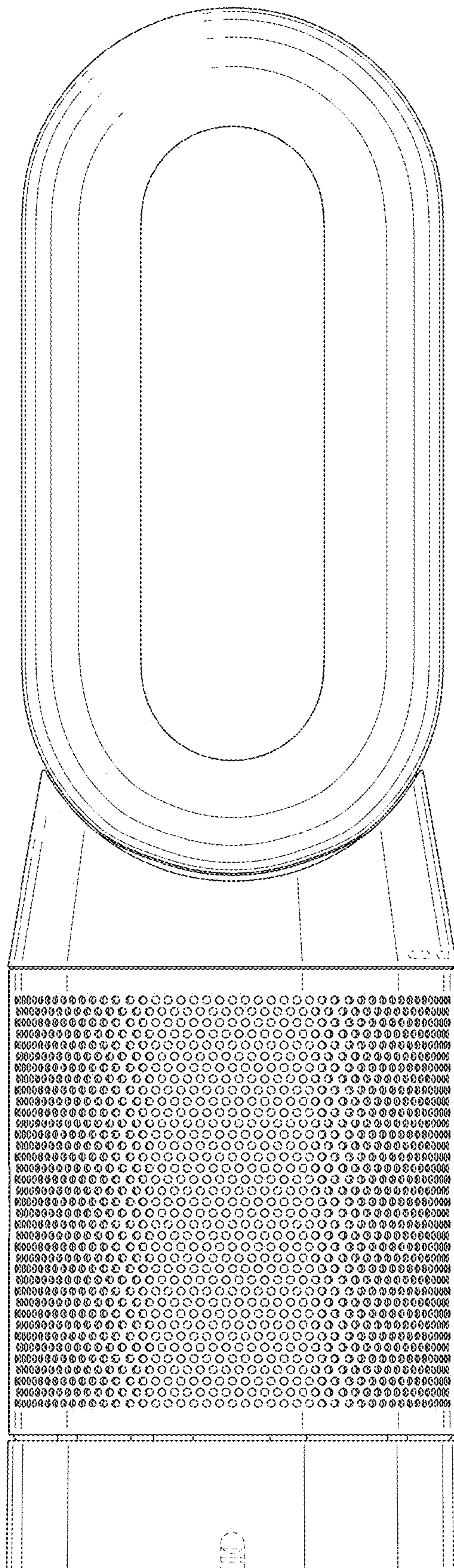


FIG. 5

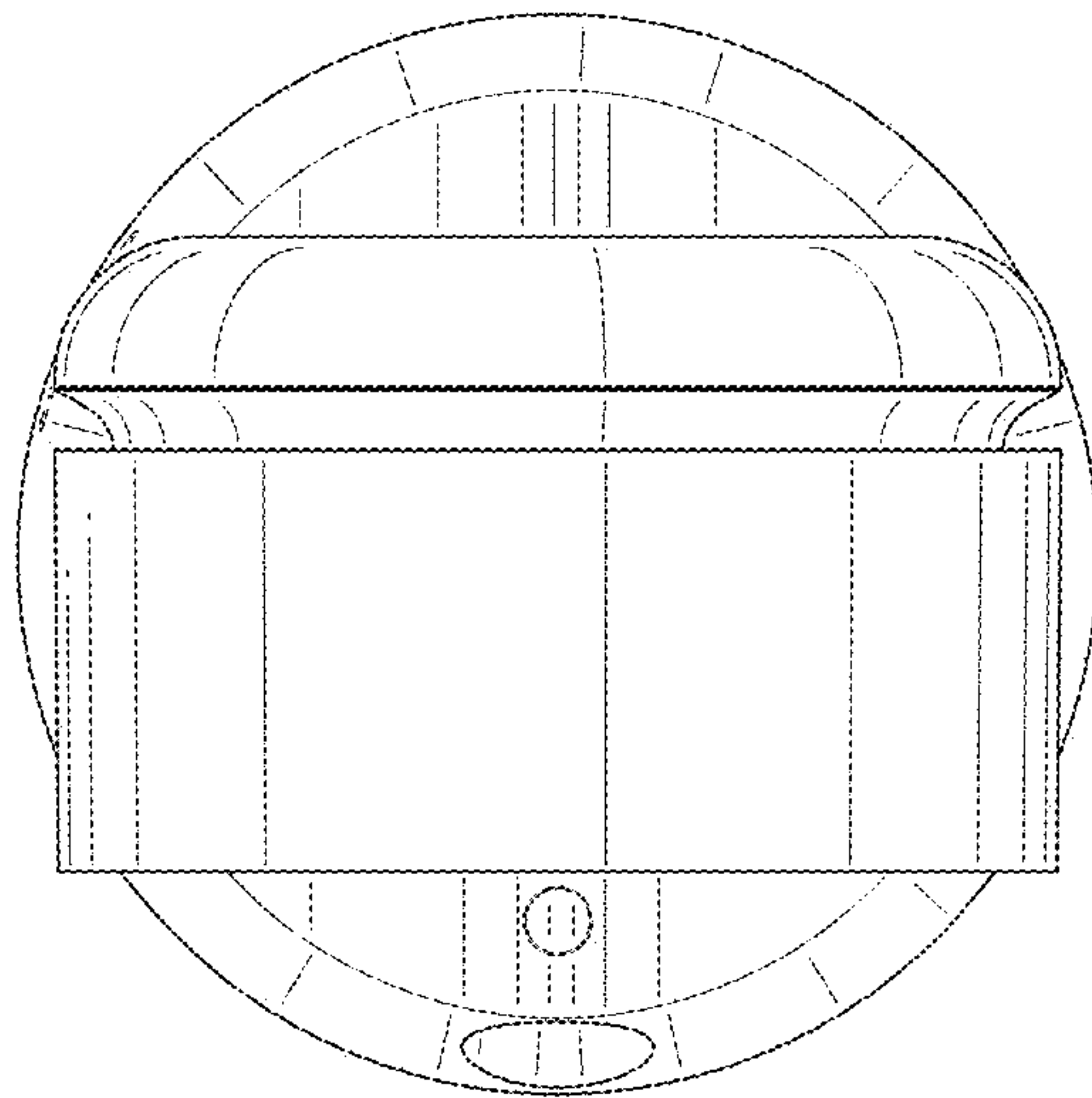


FIG. 6



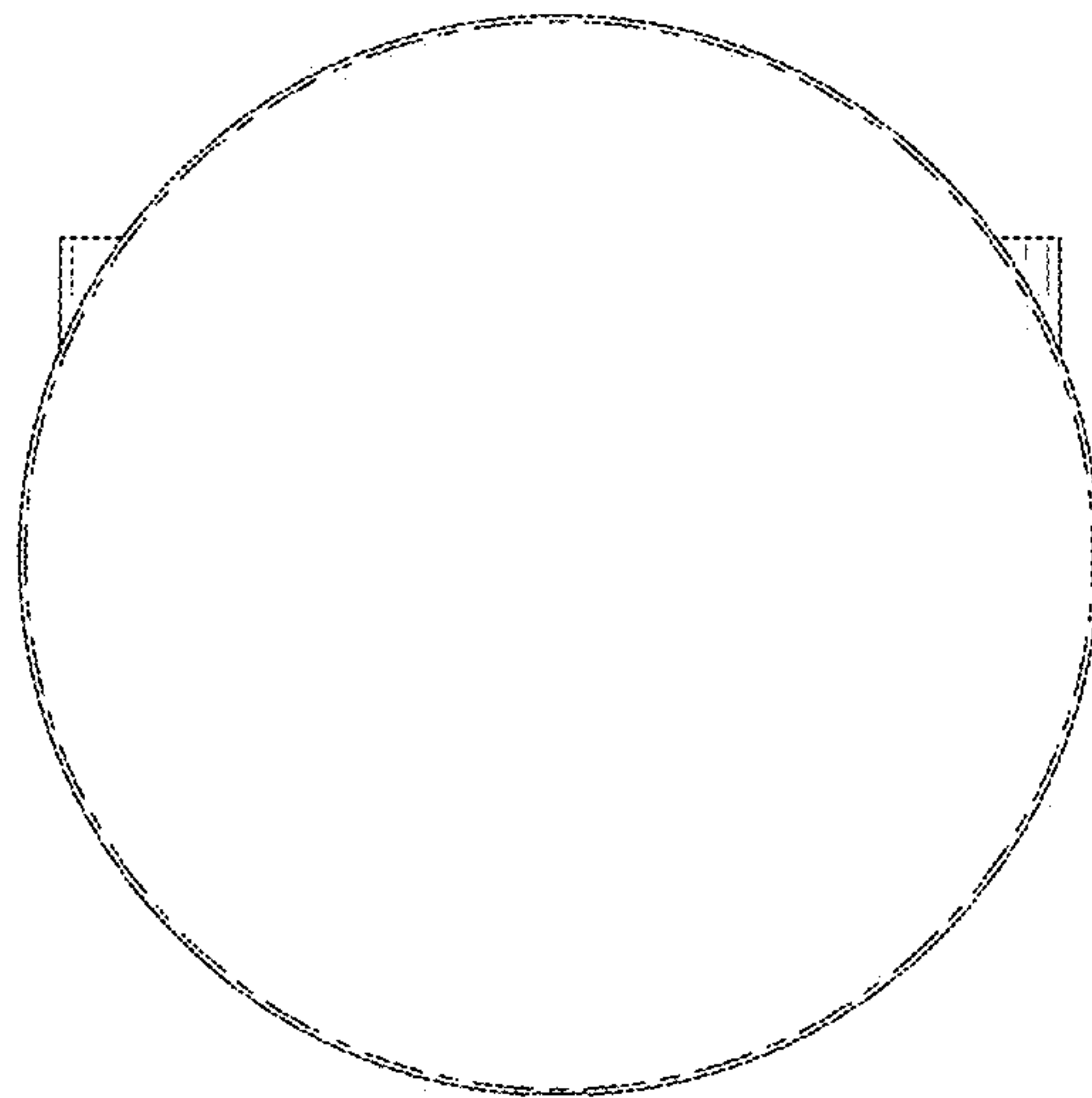


FIG. 7