



US00D888926S

(12) **United States Design Patent** (10) **Patent No.:** **US D888,926 S**  
**Brandenburg** (45) **Date of Patent:** **\*\* Jun. 30, 2020**

(54) **AIR FRESHENER DIFFUSER**  
(71) Applicant: **Brandywine Product Group International, Inc.**, Wilmington, DE (US)  
(72) Inventor: **Kyle Brandenburg**, Middletown, DE (US)  
(73) Assignee: **Brandywine Product Group International, Inc.**, Wilmington, DE (US)

D455,827 S 4/2002 Simons  
D484,583 S 12/2003 Hunt  
D508,285 S 8/2005 Velicescu  
D638,112 S 5/2011 Hisey  
D639,922 S 6/2011 Howlett  
D641,464 S 7/2011 DeHaan  
D647,190 S 10/2011 Walter  
D669,569 S 10/2012 Levake  
D673,252 S 12/2012 Abbondanzio  
D673,666 S 1/2013 Gordon

(Continued)

*Primary Examiner* — Sheryl Lane  
*Assistant Examiner* — Calvin E Vansant  
(74) *Attorney, Agent, or Firm* — Rogowski Law LLC

(\*\*) Term: **15 Years**  
(21) Appl. No.: **29/716,292**  
(22) Filed: **Dec. 9, 2019**

(57) **CLAIM**

The ornamental design for an air freshener diffuser, as shown and described.

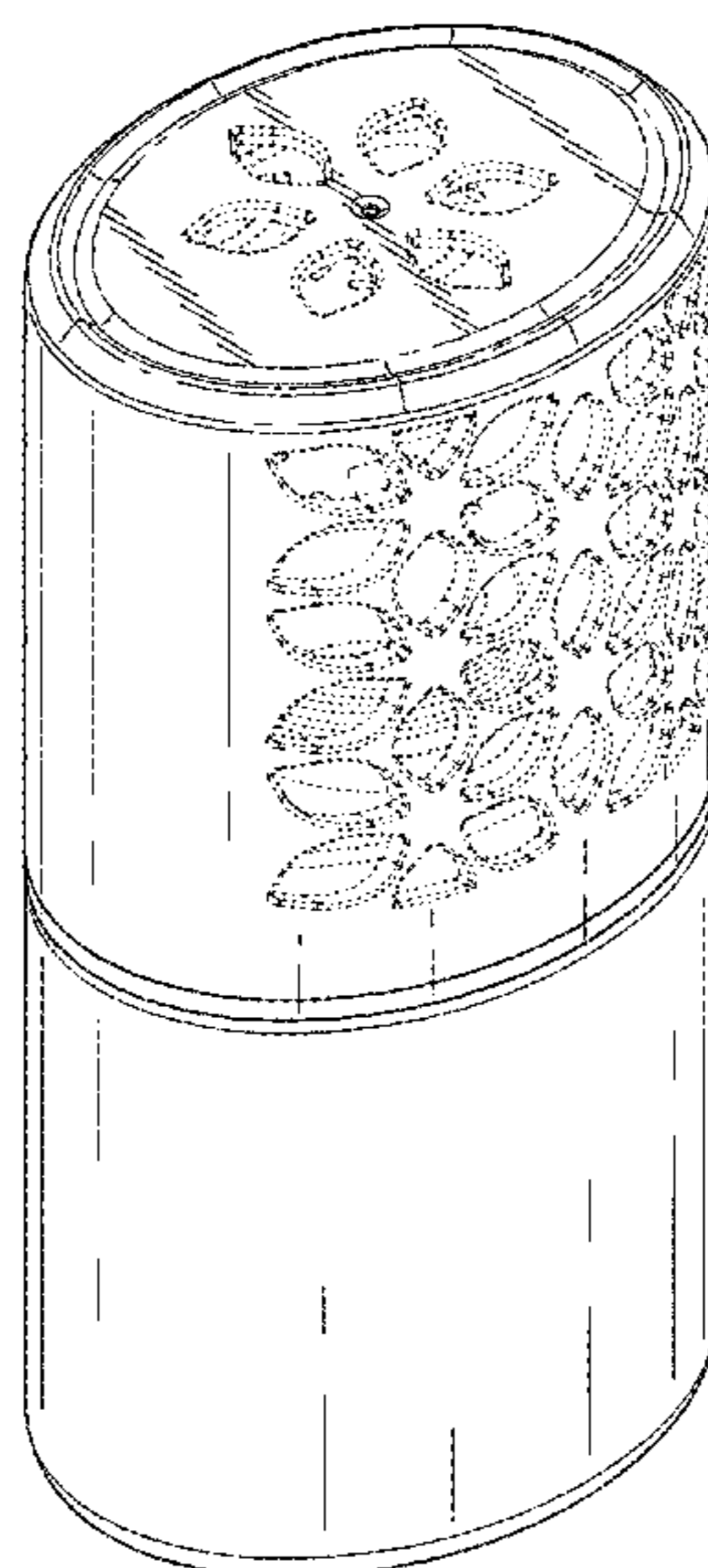
**DESCRIPTION**

**Related U.S. Application Data**  
(62) Division of application No. 29/704,187, filed on Sep. 3, 2019, now Pat. No. Des. 873,403, which is a division of application No. 29/657,492, filed on Jul. 23, 2018, now Pat. No. Des. 865,151.  
(51) **LOC (12) Cl.** ..... **23-04**  
(52) **U.S. Cl.**  
USPC ..... **D23/366; D9/504**  
(58) **Field of Classification Search**  
USPC .... D23/208, 355–369; D14/209.1, 212–213; D11/144; D7/542; D9/504, 684  
CPC ..... A61L 9/02; A61L 9/03; A61L 9/12; A61L 9/035; A61L 9/125  
See application file for complete search history.

FIG. 1 is a right front perspective view of an air freshener diffuser;  
FIG. 2 is a left rear bottom perspective view of the air freshener diffuser of FIG. 1;  
FIG. 3 is a top plan view of the air freshener diffuser of FIG. 1;  
FIG. 4 is a bottom plan view of the air freshener diffuser of FIG. 1;  
FIG. 5 is right side elevational view of the air freshener diffuser of FIG. 1;  
FIG. 6 is a left side elevational view of the air freshener diffuser of FIG. 1;  
FIG. 7 is a front elevational view of the air freshener diffuser of FIG. 1; and,  
FIG. 8 is a rear elevational view of the air freshener diffuser of FIG. 1.  
The broken lines showing portions of the air freshener diffuser are included for the purpose of illustrating the portions of the article and form no part of the claimed design.

(56) **References Cited**  
U.S. PATENT DOCUMENTS  
D237,583 S \* 11/1975 Kemp ..... A61L 9/04 D9/684  
D337,697 S \* 7/1993 Giugiaro ..... A61L 9/04 D7/542

**1 Claim, 7 Drawing Sheets**



(56)

**References Cited**

U.S. PATENT DOCUMENTS

D674,886	S	1/2013	Irwin	
D741,987	S	10/2015	Gamble	
D767,108	S	9/2016	Brandenburg	
D779,725	S	2/2017	Bramley	
9,591,842	B2	3/2017	Furner	
D788,901	S	6/2017	Warberg Block	
D789,339	S	6/2017	Tang	
D806,850	S	1/2018	D'Amico	
D823,537	S *	7/2018	Beaver	..... D27/191
D823,689	S *	7/2018	Durand	..... F21V 23/0485
				D9/503
D834,164	S	11/2018	Dios	
D846,995	S *	4/2019	El Beaini	..... D9/684
D847,325	S	4/2019	Peach	
D849,923	S	5/2019	Gobber	
10,467,930	B2 *	11/2019	Kwon	..... F21V 23/0485
D871,844	S *	1/2020	Adams, Jr.	..... D7/510
2010/0308126	A1	12/2010	Gruenbacher	
2017/0340765	A1 *	11/2017	Adair	..... A01M 29/12

\* cited by examiner

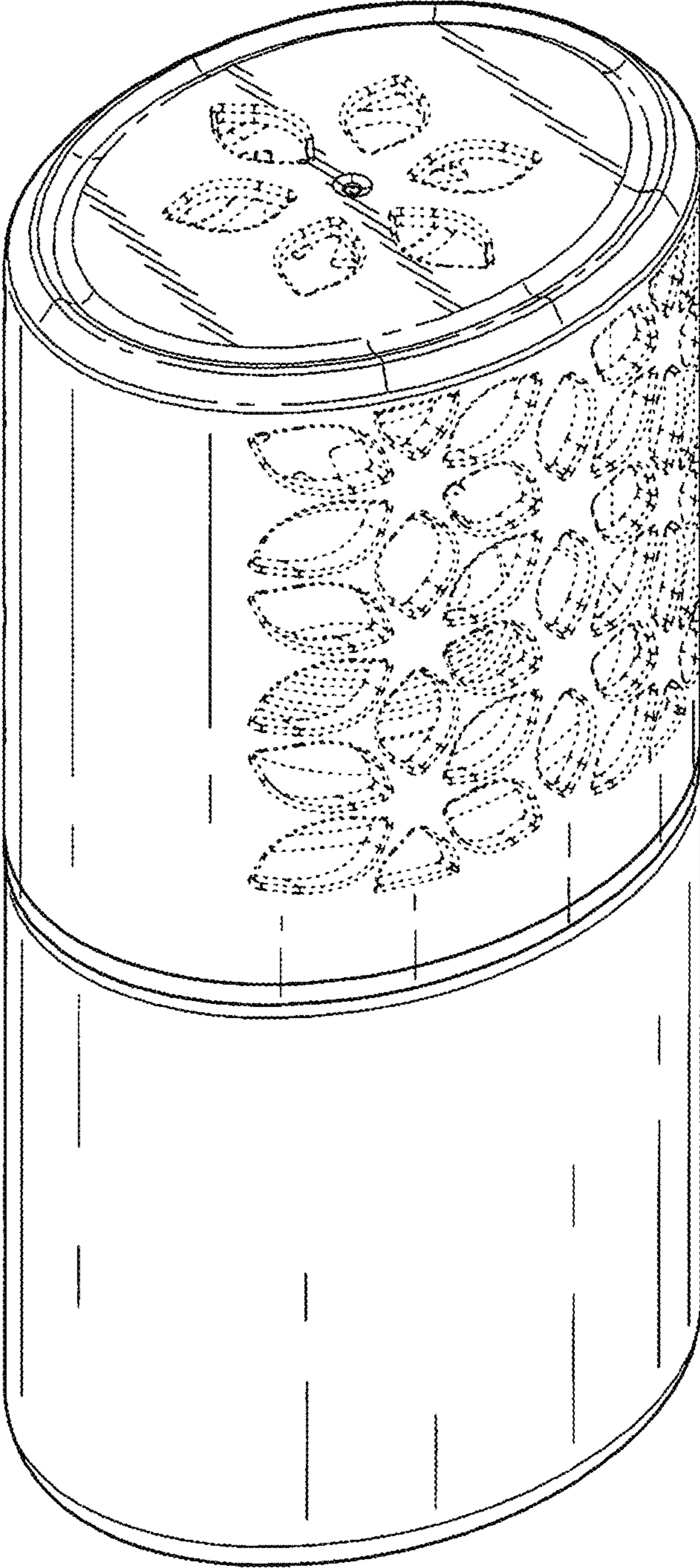


FIG. 1

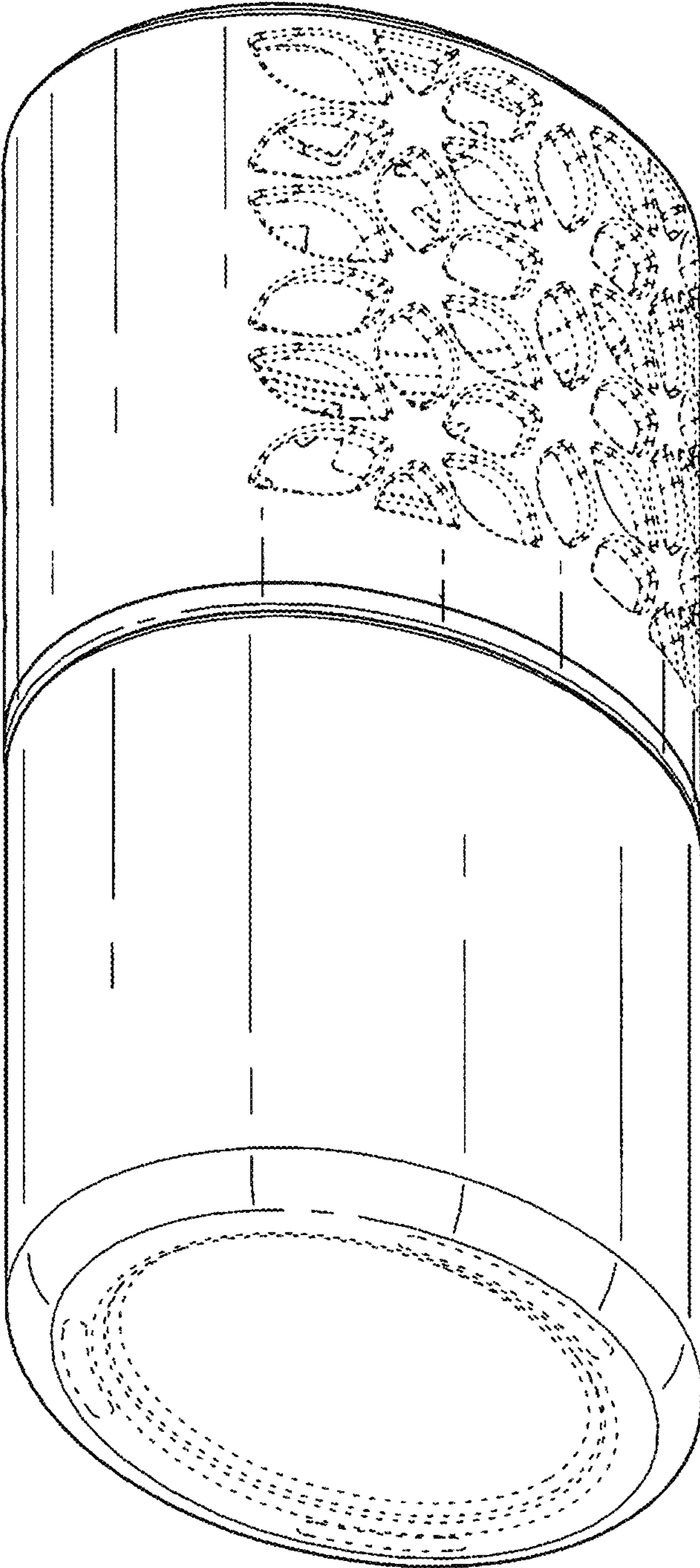


FIG. 2



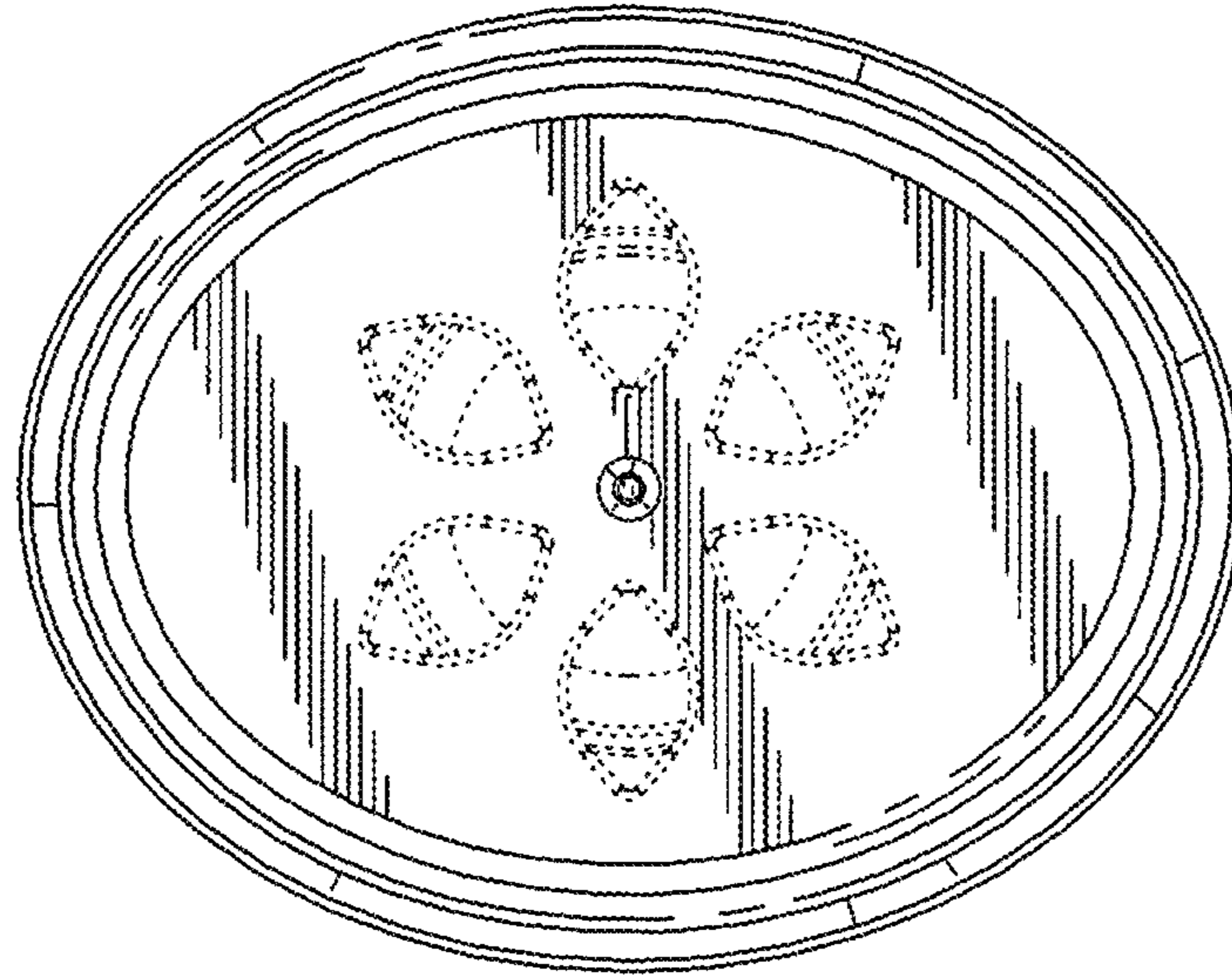


FIG. 3

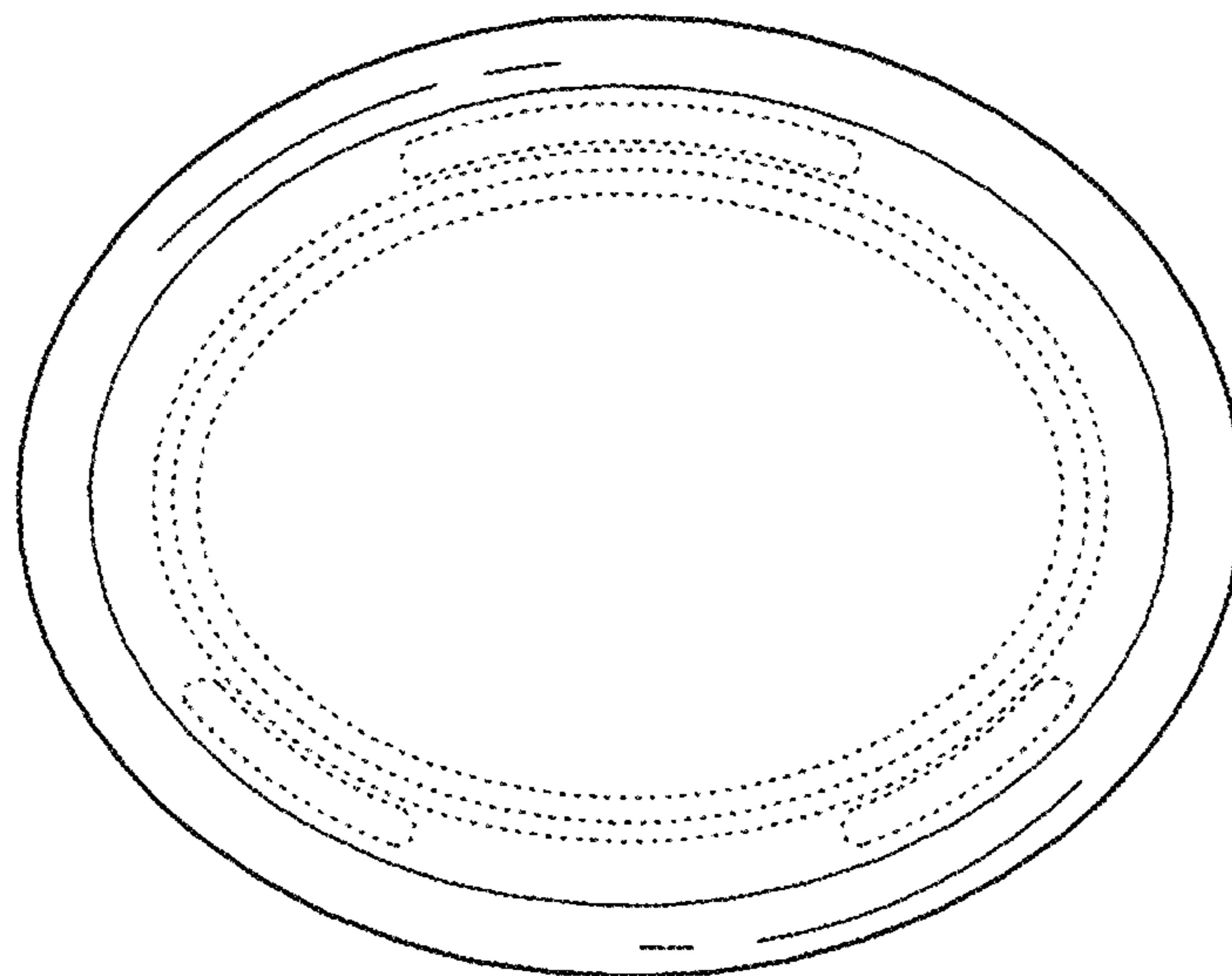


FIG. 4

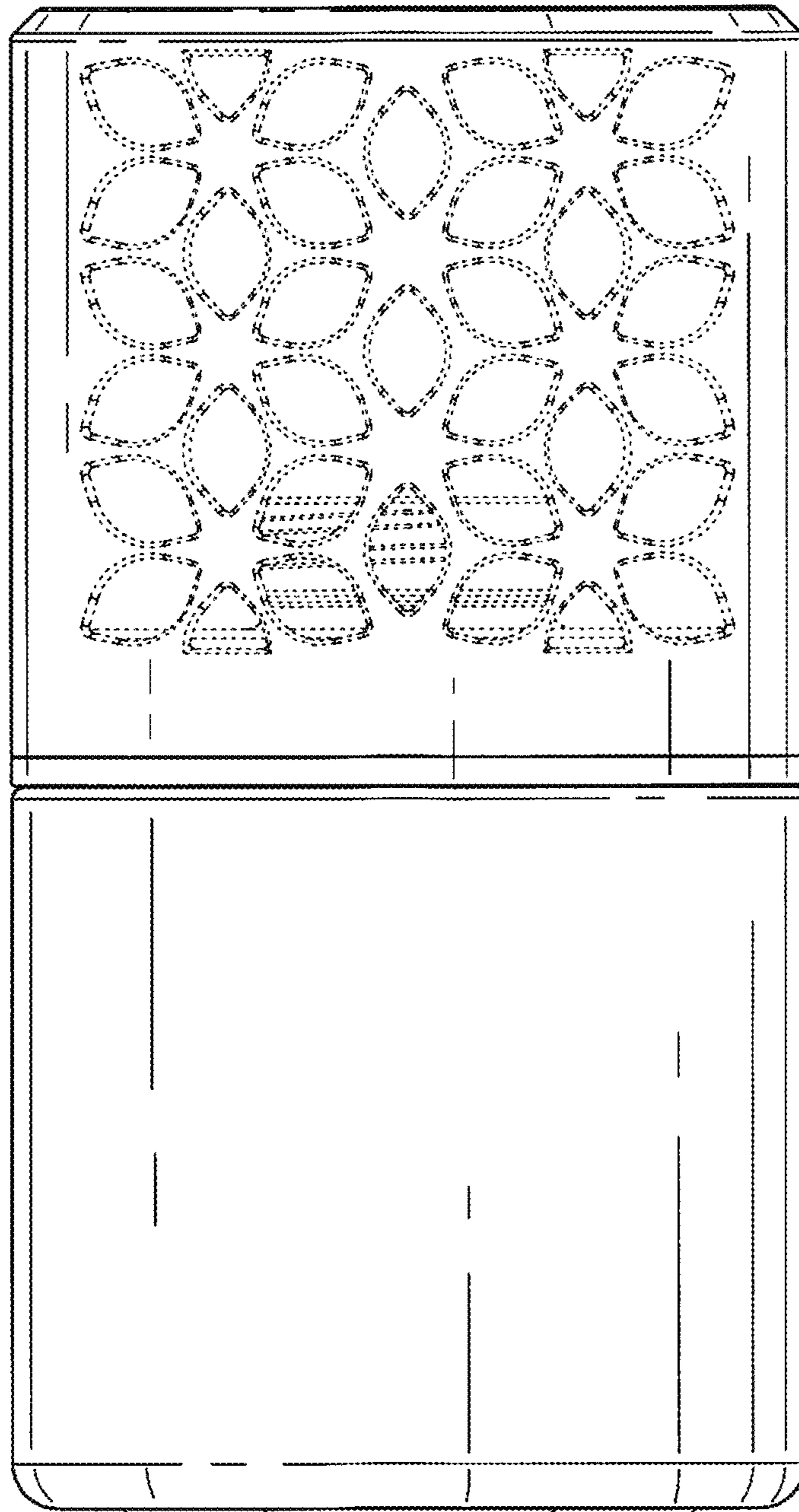


FIG. 5

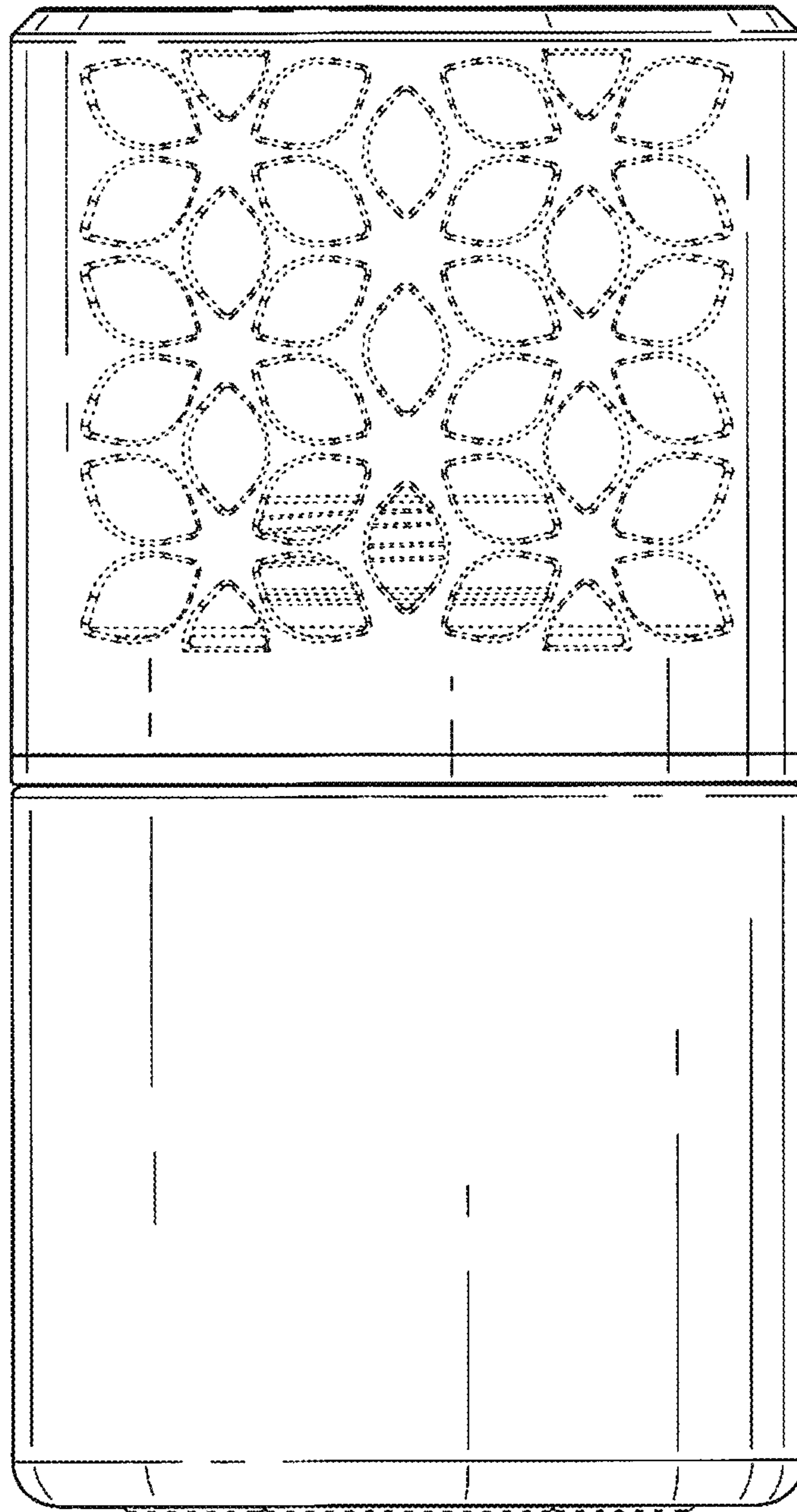


FIG. 6

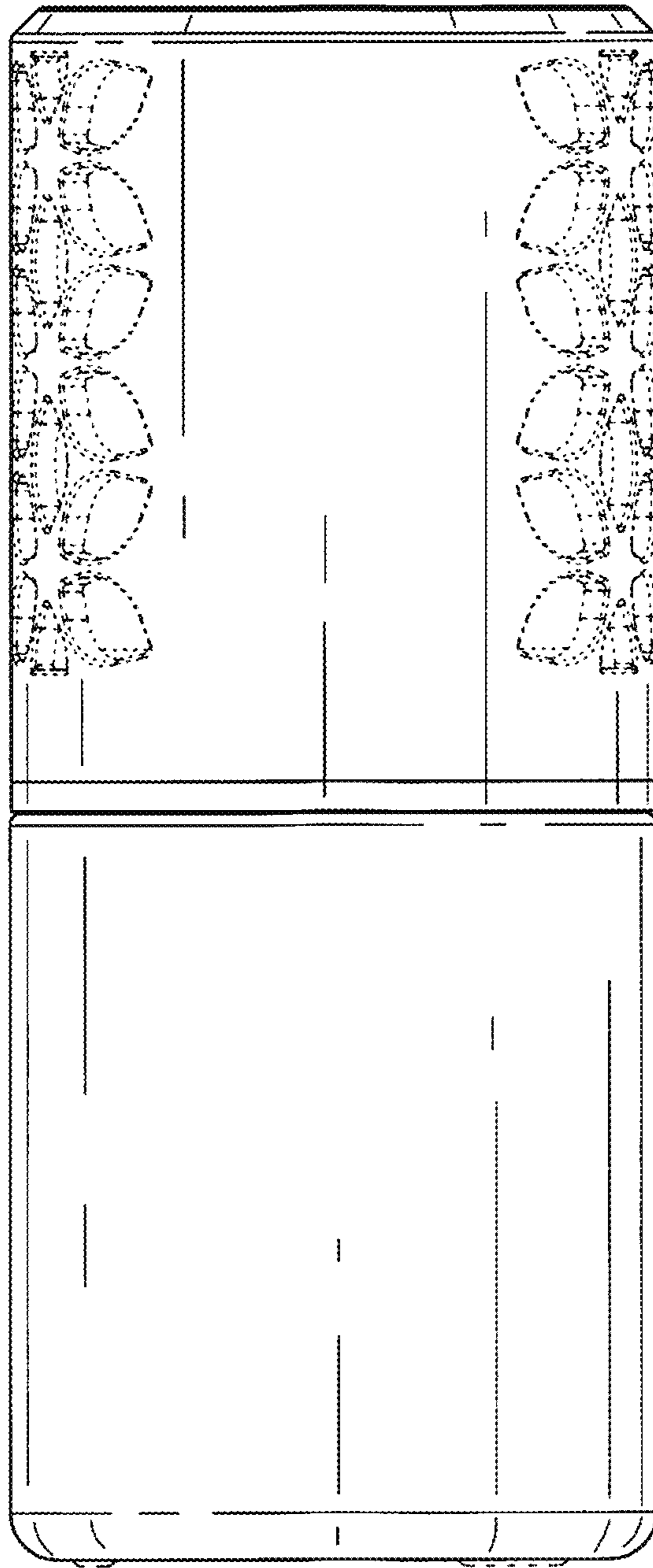


FIG. 7



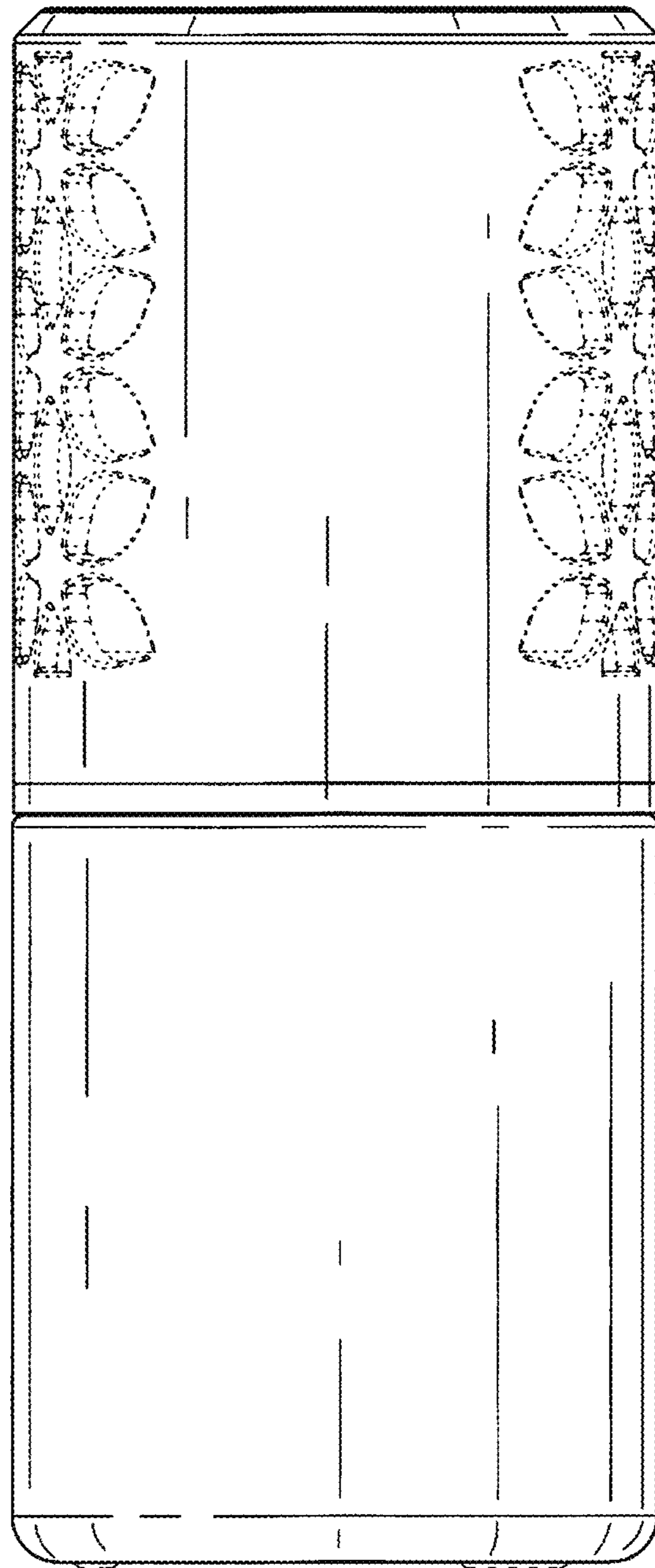


FIG. 8