



US00D888921S

(12) **United States Design Patent**
Fujii et al.

(10) **Patent No.:** **US D888,921 S**
(45) **Date of Patent:** **** Jun. 30, 2020**

(54) **AIR PURIFIER**

D802,112 S * 11/2017 Jeon D23/364
D827,796 S * 9/2018 Torres Martin D23/332
D827,799 S * 9/2018 Shin D23/364

(71) Applicant: **SHARP KABUSHIKI KAISHA,**
Sakai, Osaka (JP)

(Continued)

(72) Inventors: **Nobuhiro Fujii,** Sakai (JP); **Noriyuki Takahashi,** Sakai (JP); **Yuen Ching Chen,** Selangor Darul Ehsan (MY)

FOREIGN PATENT DOCUMENTS

CN 304180836 S 6/2017
CN 304360090 S 11/2017

(Continued)

(73) Assignee: **SHARP KABUSHIKI KAISHA,**
Sakai, Osaka (JP)

Primary Examiner — David G Muller

(74) *Attorney, Agent, or Firm* — ScienBiziP, P.C.

(**) Term: **15 Years**

(57) **CLAIM**

The ornamental design for an air purifier, as shown and described.

(21) Appl. No.: **29/673,878**

(22) Filed: **Dec. 18, 2018**

DESCRIPTION

(30) **Foreign Application Priority Data**

Jun. 28, 2018 (JP) 2018-014278

(51) **LOC (12) Cl.** **23-04**

(52) **U.S. Cl.**
USPC **D23/364**

(58) **Field of Classification Search**

USPC D24/355-366, 352, 369, 332, 333, 335,
D24/336, 342, 351; 422/120, 122;
55/356, 473, 504; 96/97; 261/DIG. 17,
261/DIG. 65, DIG. 88, DIG. 31
CPC .. A61L 9/16; A61L 9/22; B01D 47/00; B01D
47/027; B01D 2221/02; B01D 2259/4508;
B03C 3/155; B03C 3/368; F24F 3/16;
F24F 13/20; F24F 13/28

See application file for complete search history.

(56) **References Cited**

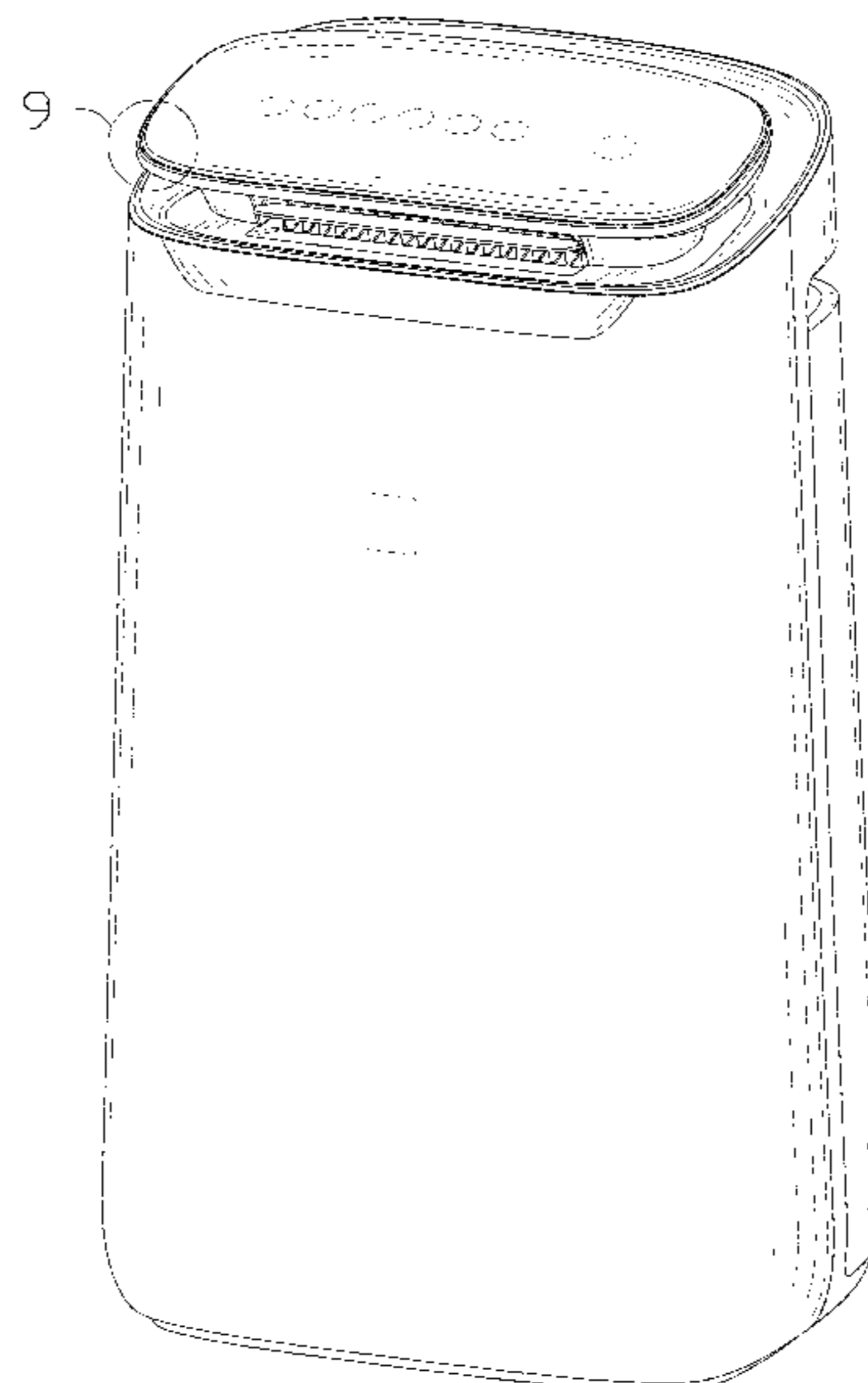
U.S. PATENT DOCUMENTS

D605,272 S * 12/2009 Chun D23/359
D683,439 S * 5/2013 Choi D23/364
D729,919 S * 5/2015 Yeom D23/359

FIG. 1 is a perspective view of an air purifier showing my new design;
FIG. 2 is another perspective view of the air purifier of FIG. 1;
FIG. 3 is a front elevational view of the air purifier of FIG. 1;
FIG. 4 is a rear elevational view of the air purifier of FIG. 1;
FIG. 5 is a left-side elevational view of the air purifier of FIG. 1;
FIG. 6 is a right-side elevational view of the air purifier of FIG. 1;
FIG. 7 is a top plan view of the air purifier of FIG. 1;
FIG. 8 is a bottom plan view of the air purifier of FIG. 1;
FIG. 9 is an enlarged detailed view of the air purifier in FIG. 1;
FIG. 10 is an enlarged detailed view of the air purifier in FIG. 6; and,
FIG. 11 is an enlarged detailed view of the air purifier in FIG. 7.

The broken lines are for environmental structure, boundaries, or illustrative purposes only and form no part of the claimed designs to be patented.

1 Claim, 11 Drawing Sheets



(56)

References Cited

U.S. PATENT DOCUMENTS

D830,528 S * 10/2018 Zhou D23/364
 D832,988 S * 11/2018 Stoner, Jr. D23/355
 D844,126 S * 3/2019 Sheng D23/359
 D844,766 S * 4/2019 Miao D23/364
 D846,104 S * 4/2019 Stoner, Jr. D23/355
 D861,145 S * 9/2019 Fang D23/333
 2006/0015974 A1* 1/2006 Ike F24F 3/1423
 62/113

FOREIGN PATENT DOCUMENTS

CN 304395202 S 12/2017
 CN 304401797 S 12/2017
 JP 1498867 S 6/2014
 JP 1498869 S 6/2014
 JP 1539135 S 11/2015
 JP 1539286 S 11/2015
 JP 1554046 S 7/2016
 JP 1566614 S 1/2017
 JP 1577685 S 5/2017

JP 1591413 S 11/2017
 KR 3020040000594 S 5/2004
 KR 3006637180000 S 10/2012
 KR 3006678670000 S 11/2012
 KR 3007692840000 S 11/2014
 KR 3007714710000 S 11/2014
 KR 3007884720000 S 3/2015
 KR 3008233560000 S 11/2015
 KR 3008247500000 S 11/2015
 KR 3008247810000 S 11/2015
 KR 3008424000000 S 3/2016
 KR 3008598990000 S 6/2016
 KR 3008691230000 S 8/2016
 KR 3008751570000 S 10/2016
 KR 3008751580000 S 10/2016
 KR 3008751650000 S 10/2016
 KR 3009072540000 S 5/2017
 KR 3009155490000 S 7/2017
 KR 3009193930000 S 8/2017
 KR 3009240660000 S 9/2017
 KR 3009288270000 S 10/2017
 KR 3009341220000 S 12/2017
 KR 3009354150000 S 12/2017

* cited by examiner

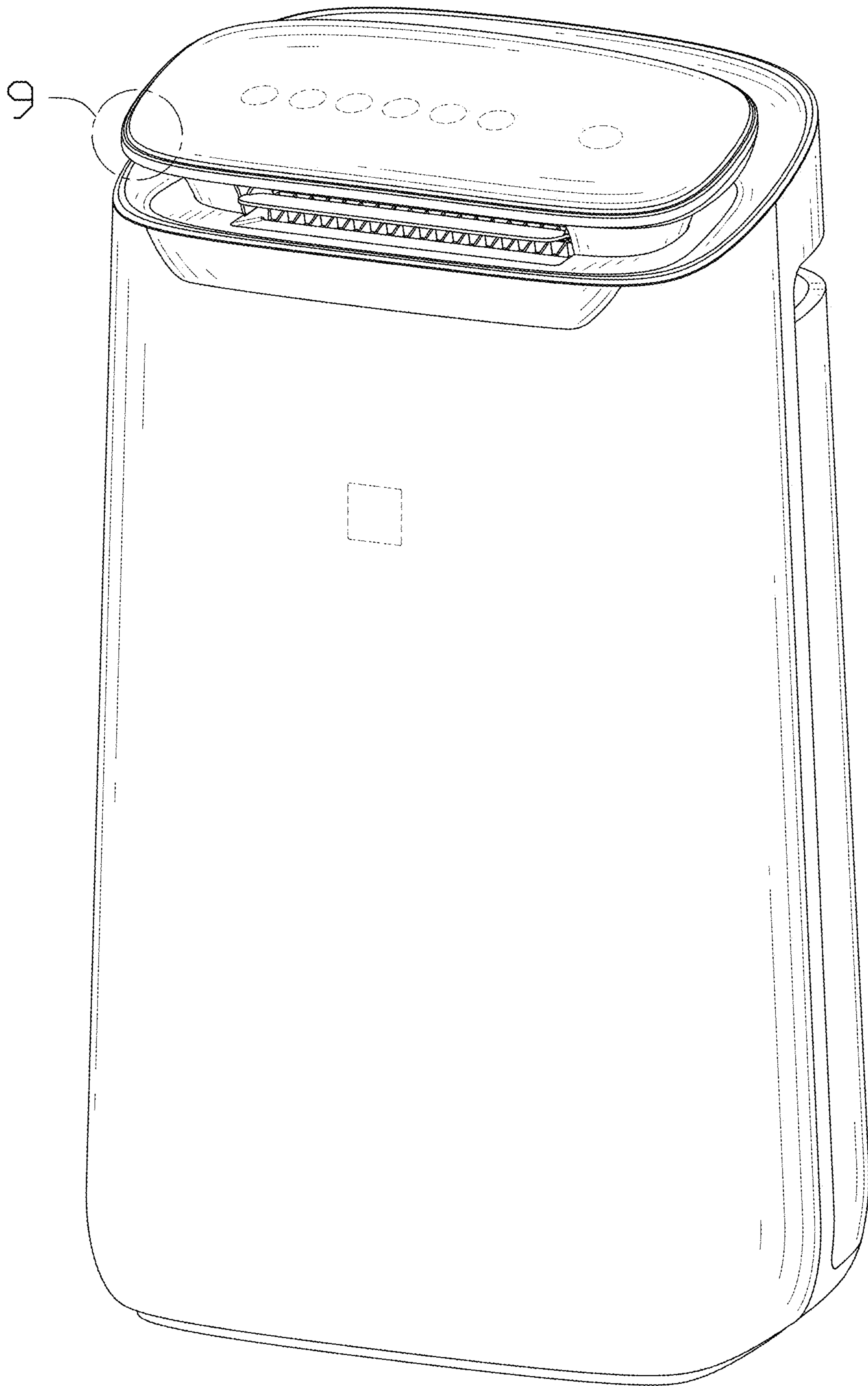


FIG. 1

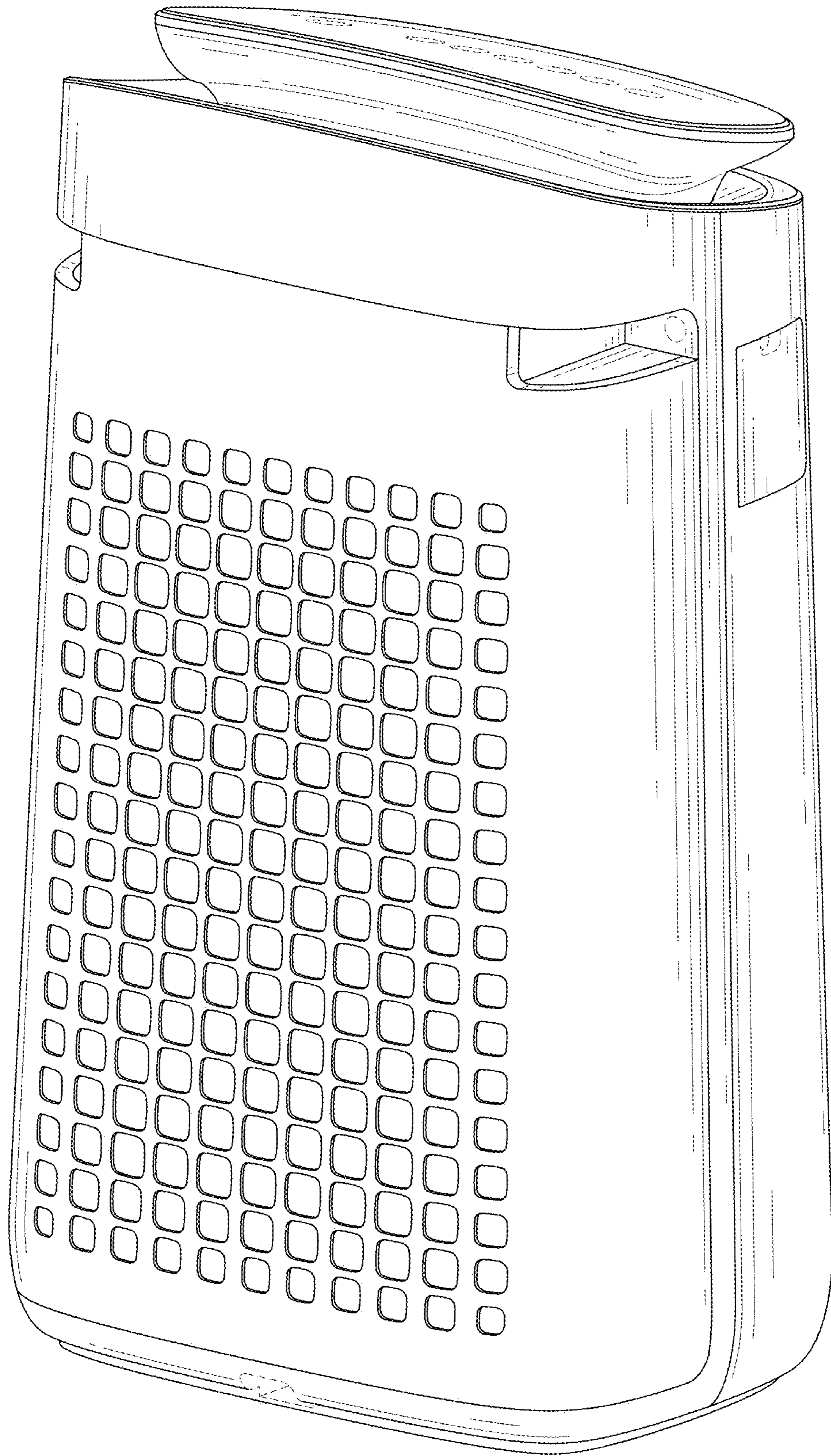


FIG. 2




FIG. 3




FIG. 4

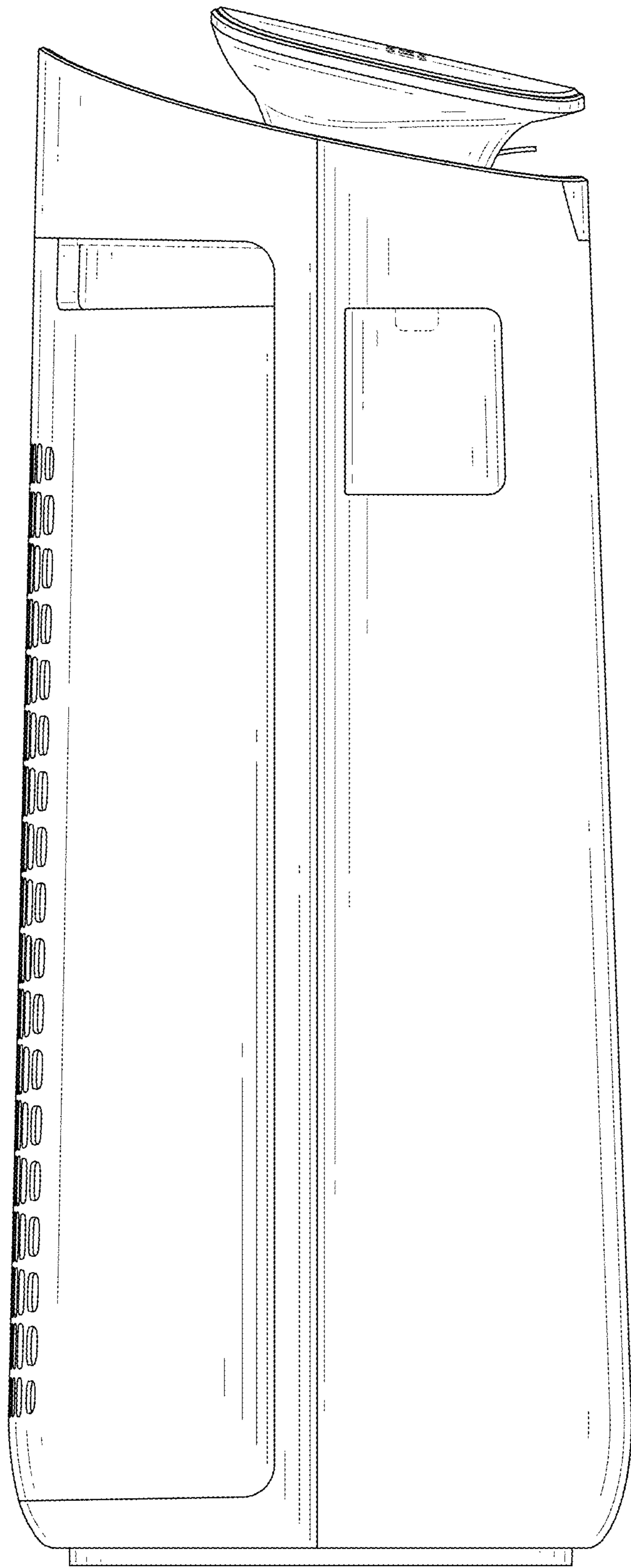


FIG. 5

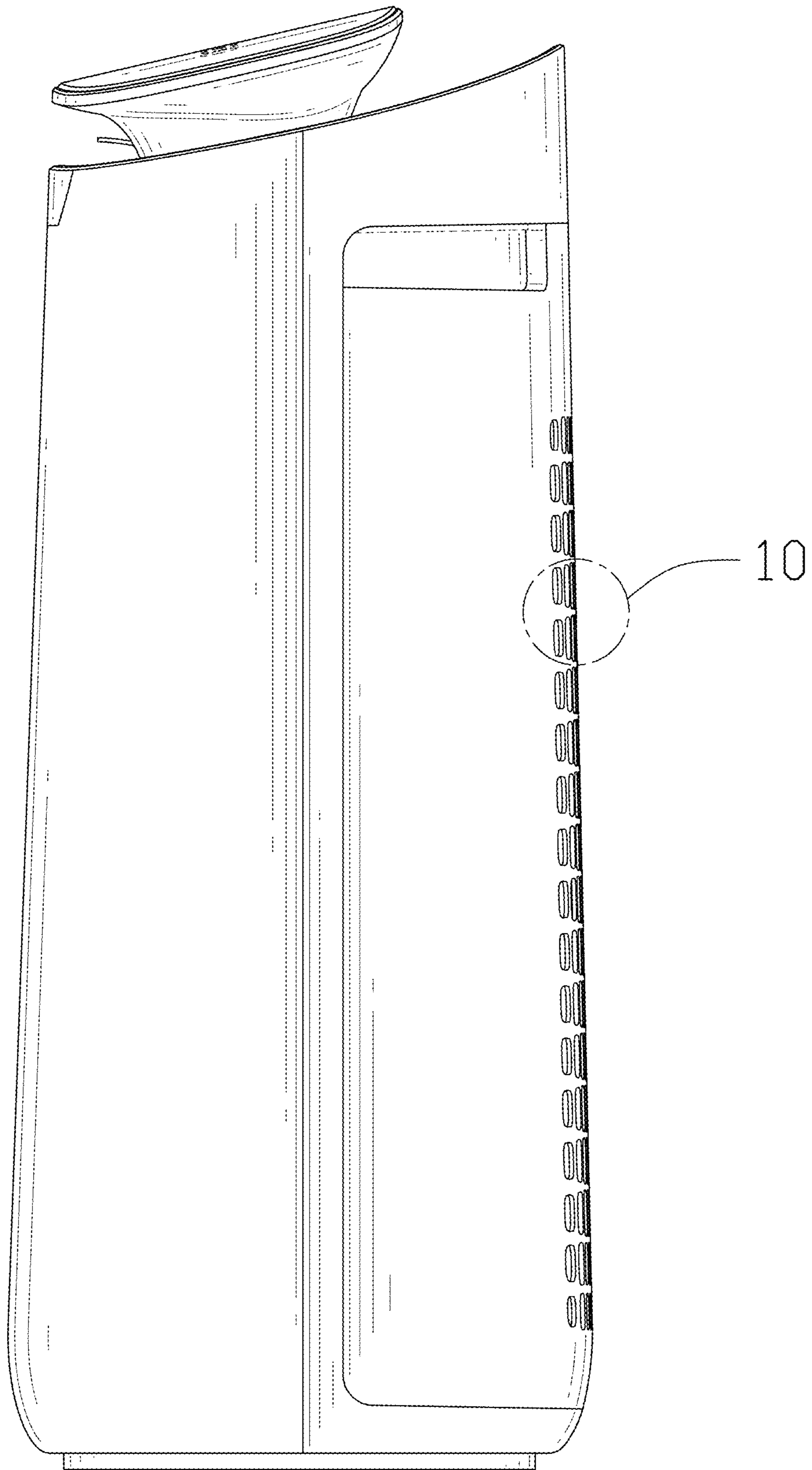


FIG. 6

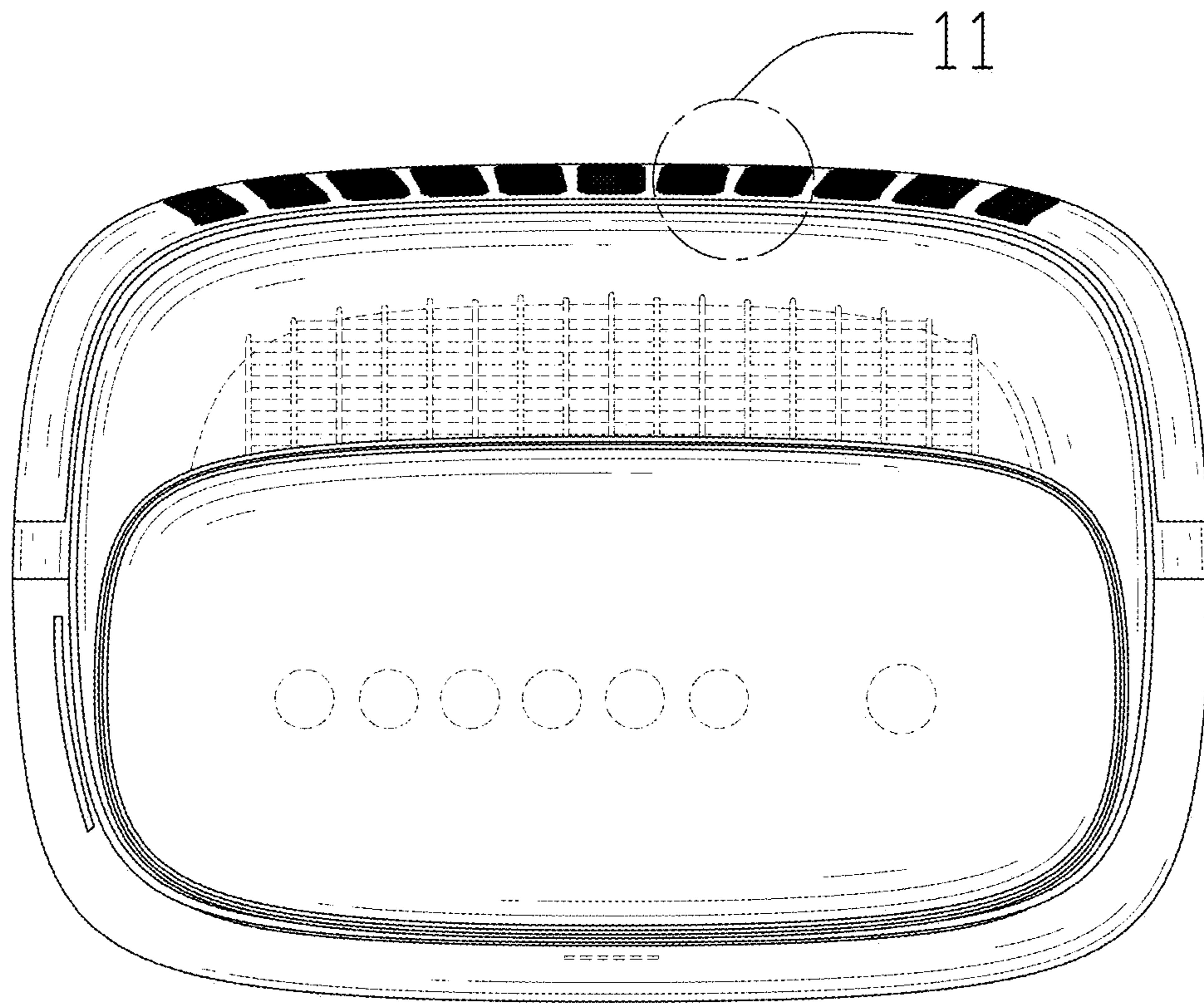


FIG. 7

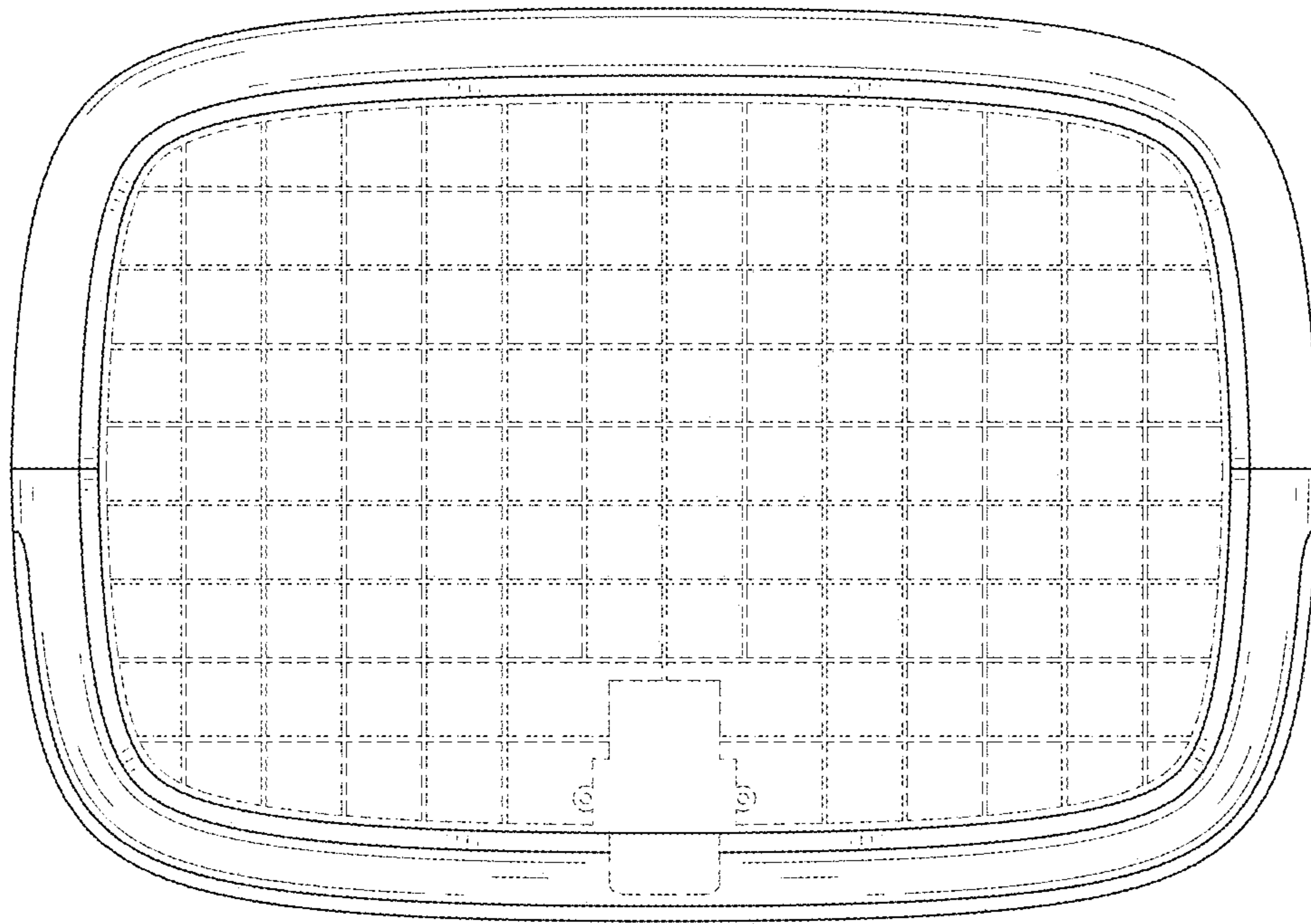


FIG. 8

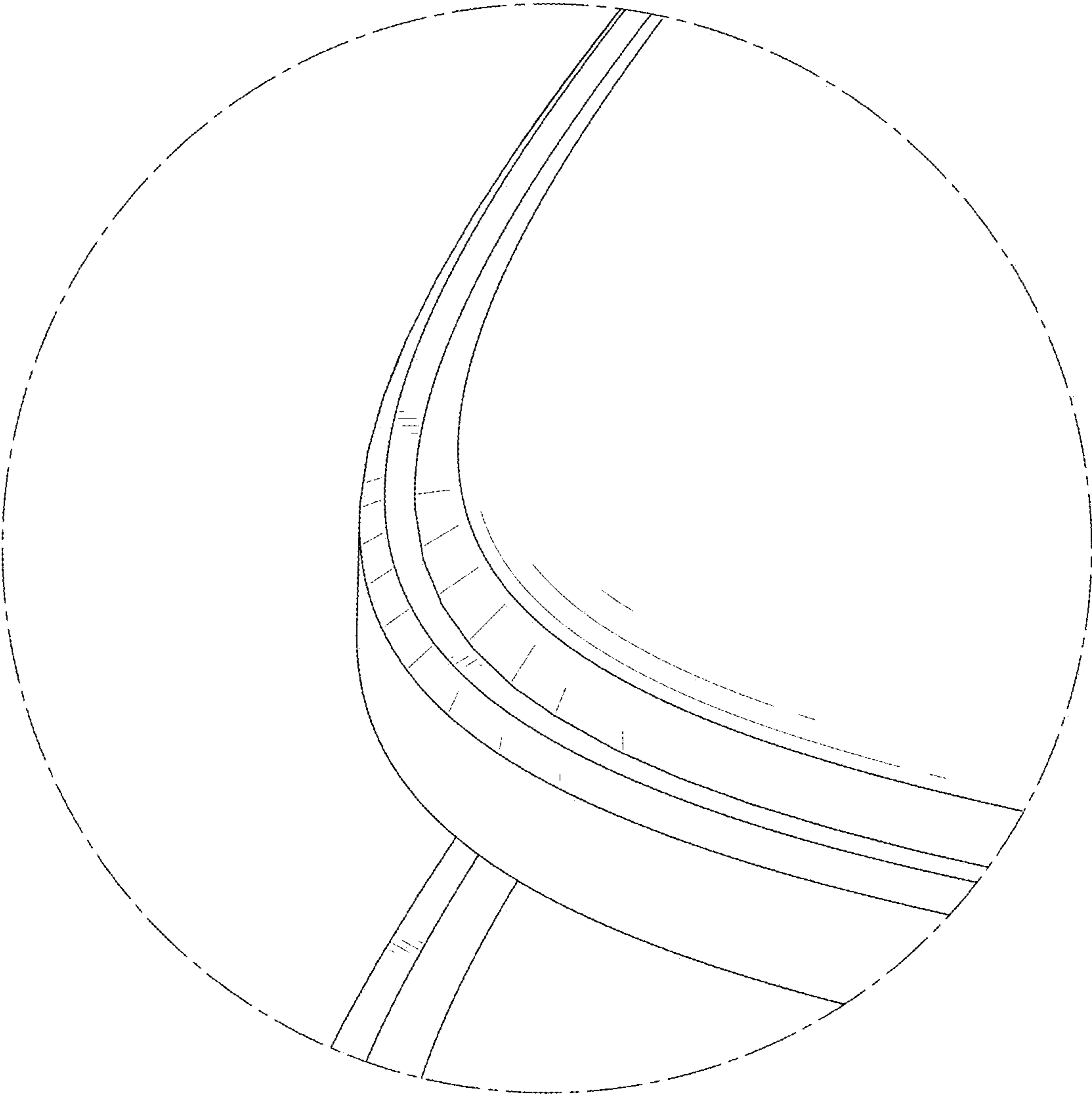


FIG. 9

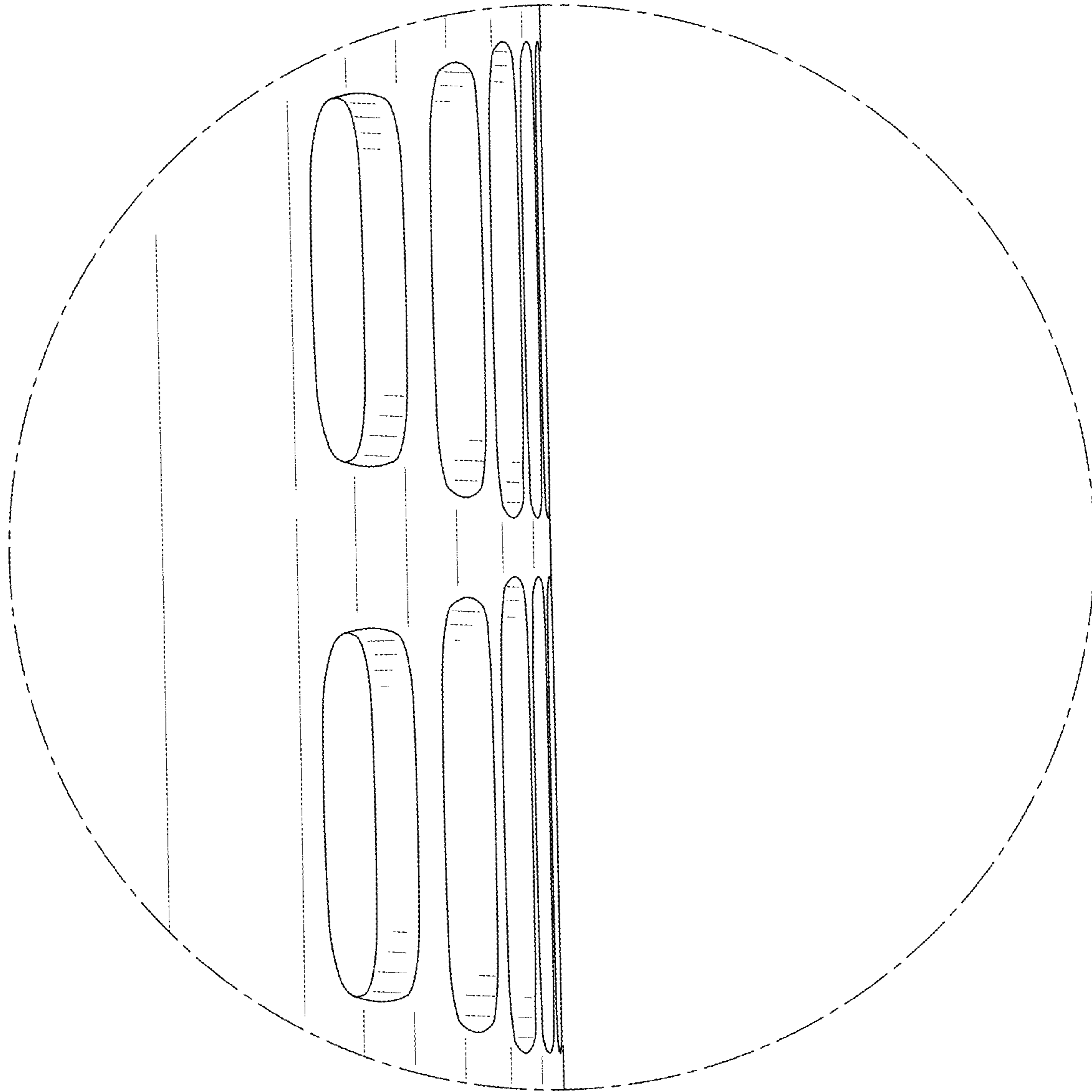


FIG. 10

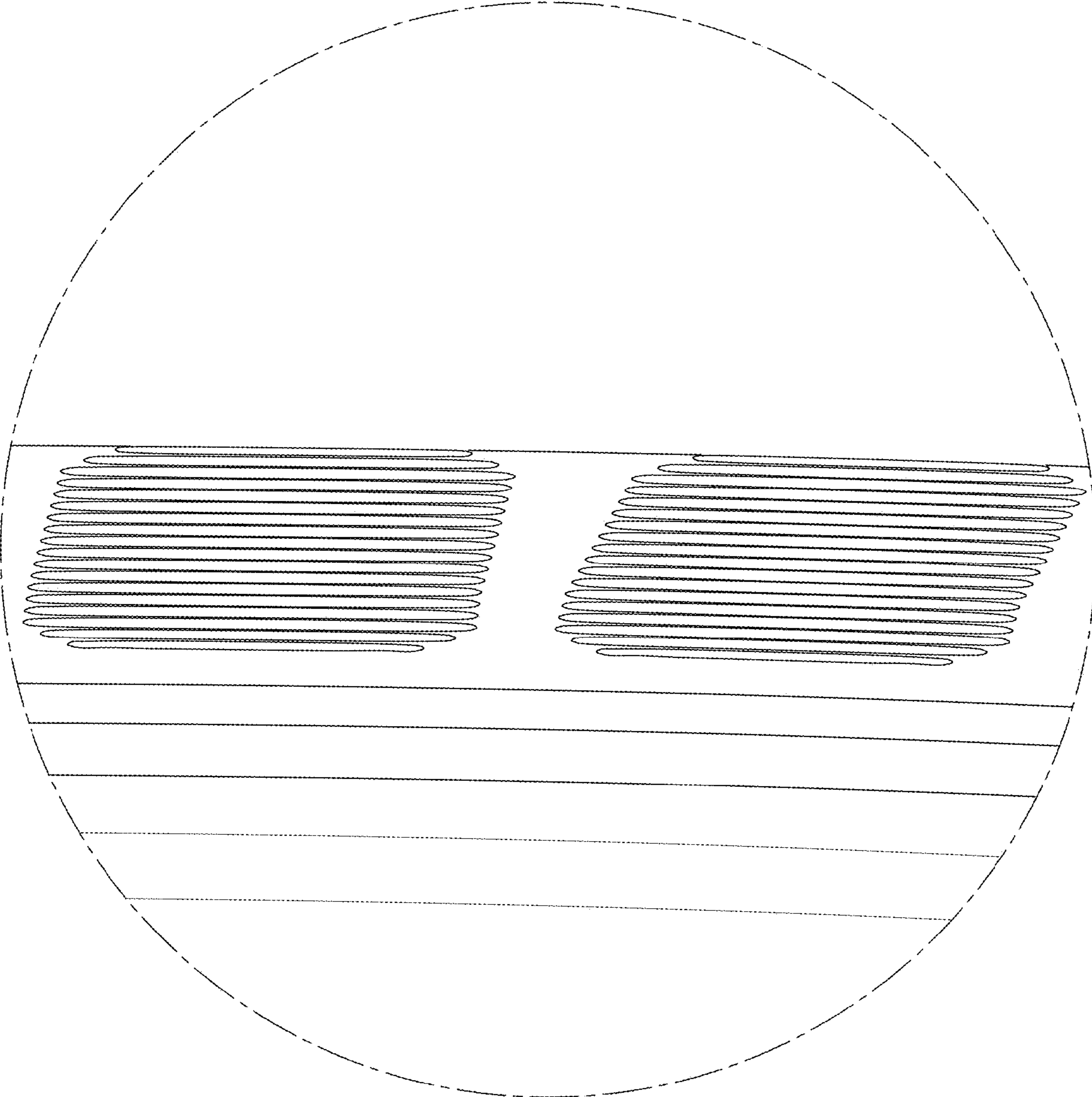


FIG. 11