



US00D888918S

(12) **United States Design Patent** (10) **Patent No.:** **US D888,918 S**  
**Seo et al.** (45) **Date of Patent:** **\*\* Jun. 30, 2020**

(54) **MINI-HUMIDIFIER**  
(71) Applicant: **MIRO CO., LTD.**, Incheon (KR)  
(72) Inventors: **Dong Jin Seo**, Incheon (KR); **Yong Ju Oh**, Incheon (KR); **Min Seok Kim**, Incheon (KR)  
(73) Assignee: **MIRO CO., LTD.**, Incheon (KR)  
(\*\*) Term: **15 Years**  
(21) Appl. No.: **29/677,545**  
(22) Filed: **Jan. 22, 2019**  
(30) **Foreign Application Priority Data**

Jul. 19, 2018 (KR) ..... 30-2018-0033554  
(51) **LOC (12) Cl.** ..... **23-04**  
(52) **U.S. Cl.**  
USPC ..... **D23/356**  
(58) **Field of Classification Search**  
USPC ..... D23/355–366, 352, 369, 332, 333, 335,  
D23/336, 342, 351; 422/120, 122;  
55/356, 473, 504; 96/97; 261/DIG. 17,  
261/DIG. 65, DIG. 88, DIG. 31  
CPC .. A61L 9/16; A61L 9/22; B01D 47/00; B01D  
47/027; B01D 2221/02; B01D 2259/4508;  
B03C 3/155; B03C 3/368; F24F 3/16;  
F24F 13/20; F24F 13/28; F24F  
2001/0096  
See application file for complete search history.

(56) **References Cited**  
U.S. PATENT DOCUMENTS

D791,297 S \* 7/2017 Ljungstrom ..... D23/364  
9,694,369 B2 \* 7/2017 Engberg ..... B03C 3/08

D798,430 S \* 9/2017 Nord ..... D23/364  
D799,016 S \* 10/2017 Su ..... D23/364  
9,919,252 B2 \* 3/2018 Wennerstrom .... B01D 46/0004  
D835,765 S \* 12/2018 Chen ..... D23/364  
D837,354 S \* 1/2019 Su ..... D23/364  
D862,673 S \* 10/2019 Tang ..... D23/364  
D863,524 S \* 10/2019 Shin ..... D23/364  
D865,148 S \* 10/2019 Yoon ..... D23/364  
D869,626 S \* 12/2019 Reisenberger ..... D23/364  
2010/0293981 A1 \* 11/2010 Jang ..... F24F 3/14  
62/291  
2018/0172290 A1 \* 6/2018 Zhou ..... F24F 3/153  
\* cited by examiner

*Primary Examiner* — David G Muller  
(74) *Attorney, Agent, or Firm* — Novick, Kim & Lee, PLLC; Sang Ho Lee; Hyun Woo Shin

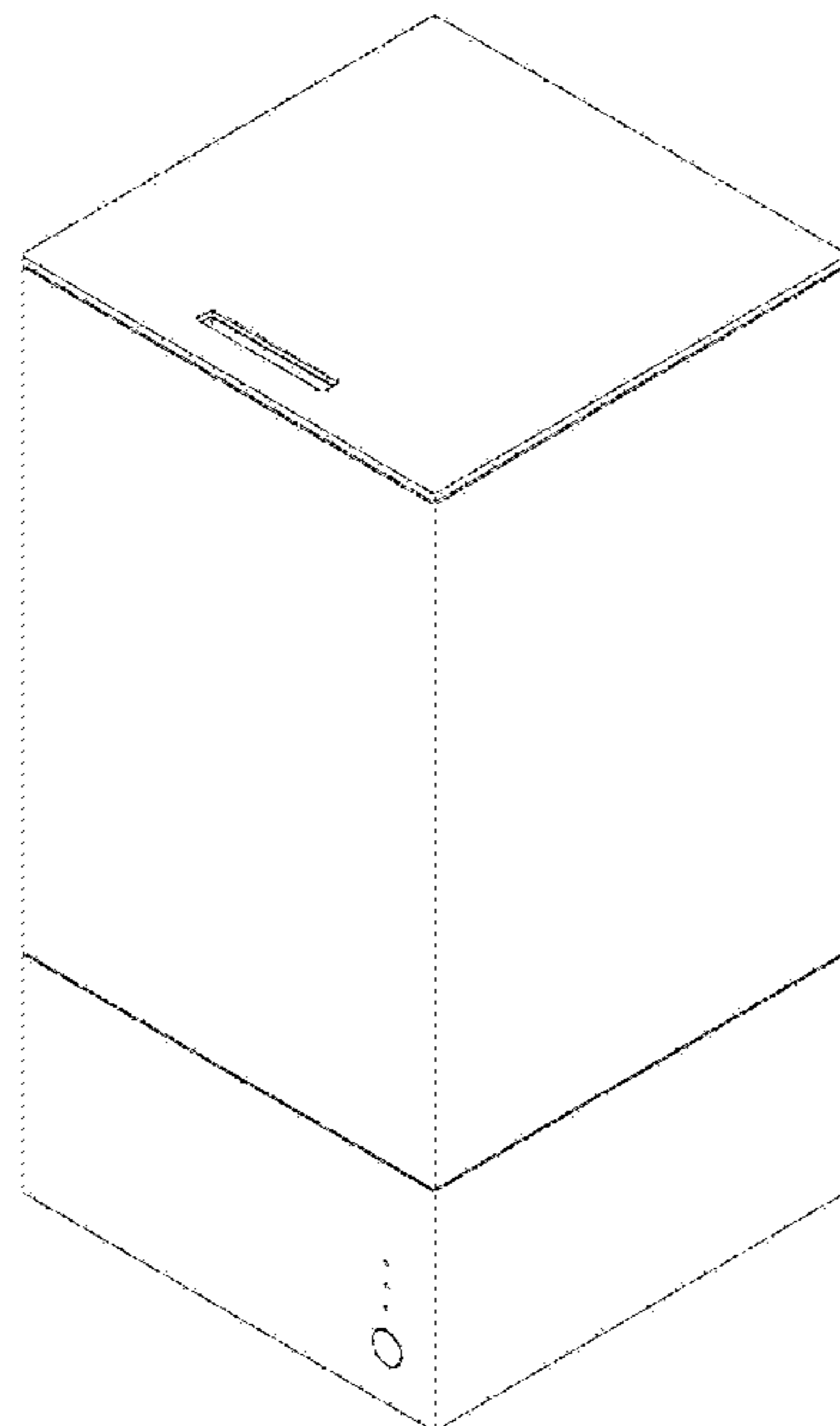
(57) **CLAIM**

We claim the ornamental design for a mini-humidifier, as shown and described.

**DESCRIPTION**

FIG. 1 is a perspective view of a mini-humidifier, showing our new design;  
FIG. 2 is a front elevational view thereof;  
FIG. 3 is a rear elevational view thereof;  
FIG. 4 is a left side elevational view thereof;  
FIG. 5 is a right side elevational view thereof;  
FIG. 6 is a top plan view thereof;  
FIG. 7 is a bottom plan view thereof; and,  
FIG. 8 is a reference view thereof showing the mini-humidifier in an open configuration wherein a top cover is removed.

**1 Claim, 7 Drawing Sheets**



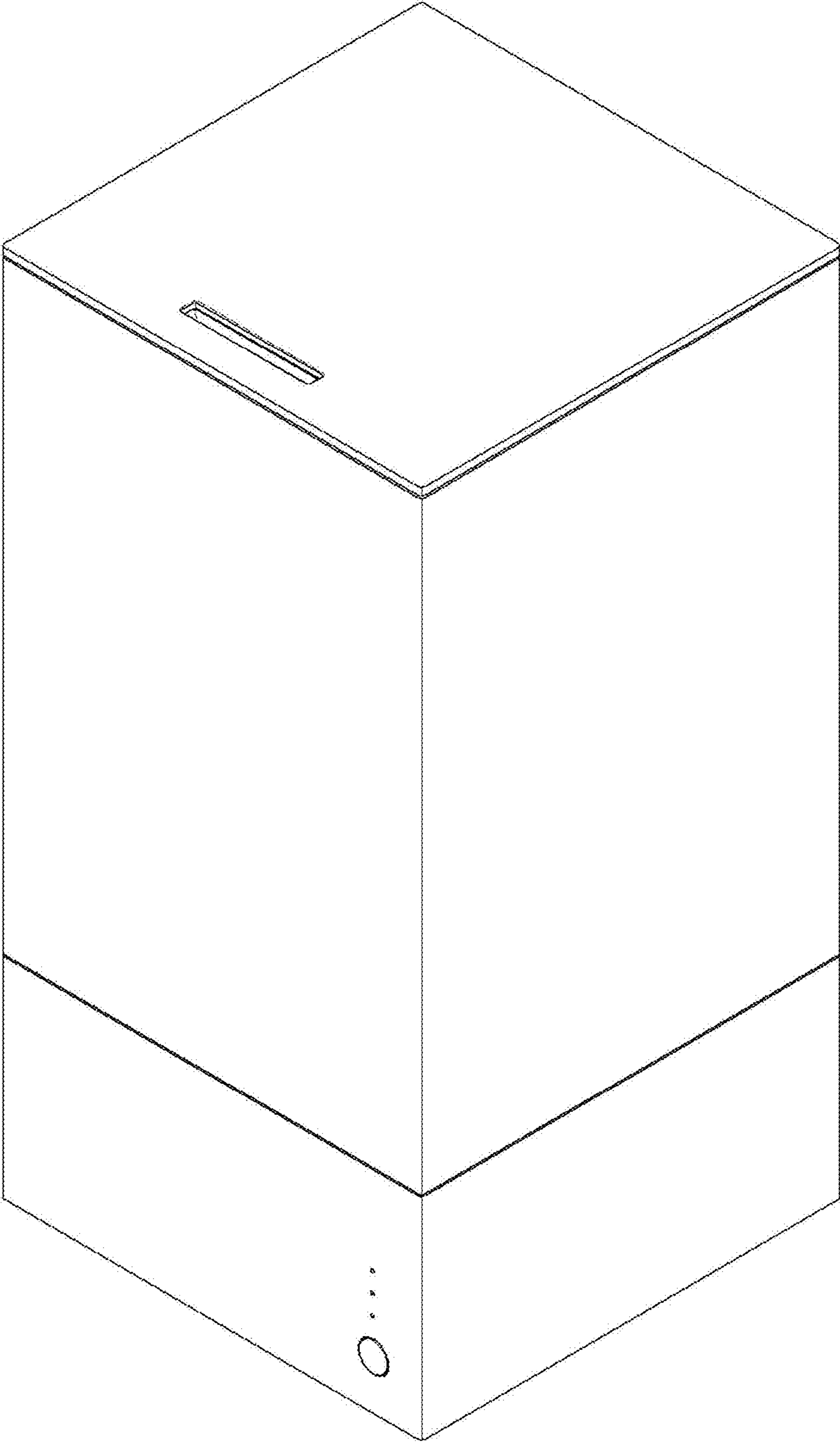


FIG. 1




FIG. 2




FIG. 3







FIG. 4



**FIG. 5**



**FIG. 6**



**FIG. 7**

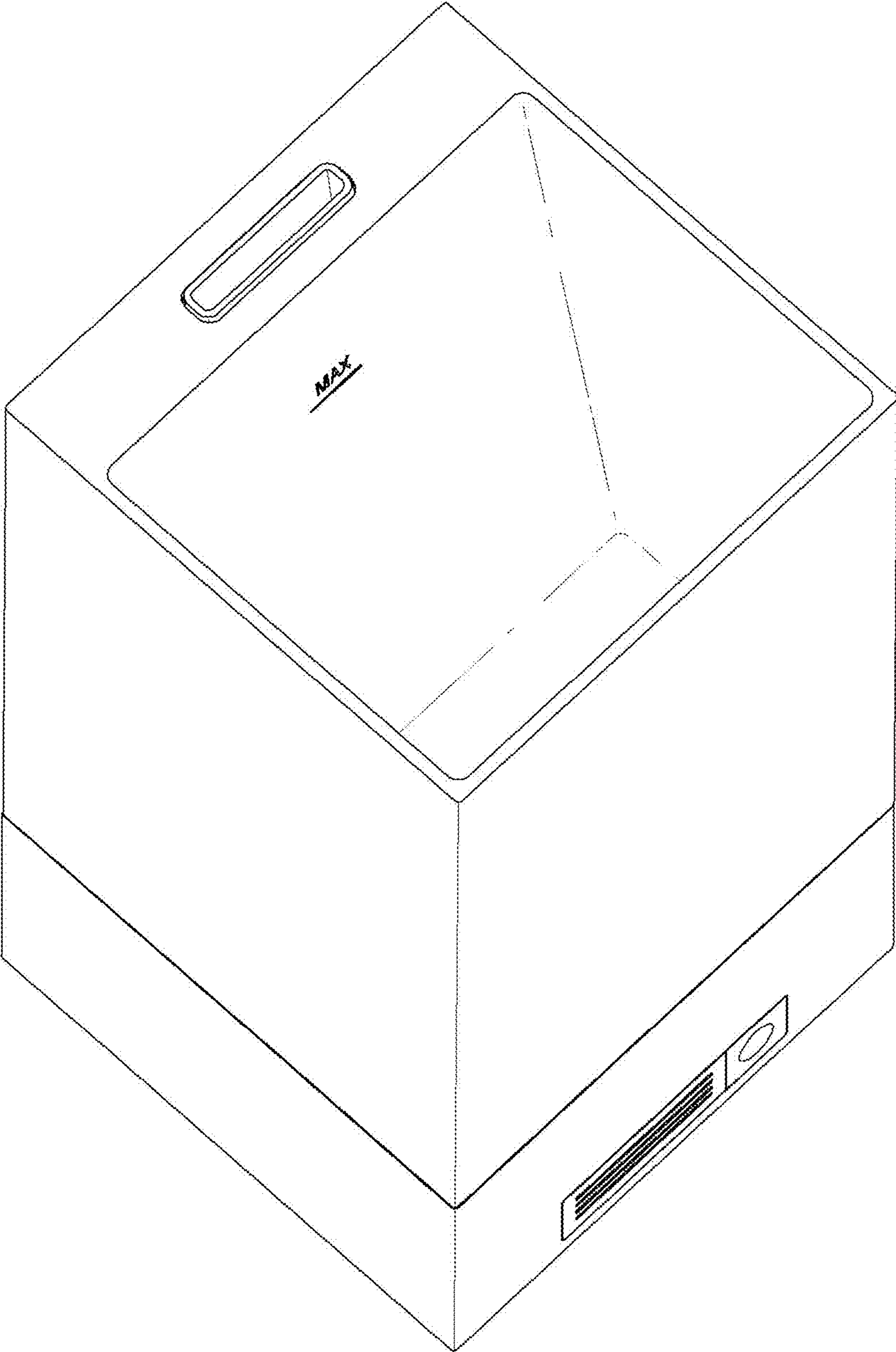


FIG. 8