



US00D888917S

(12) **United States Design Patent**
Kim et al.

(10) **Patent No.:** **US D888,917 S**
(45) **Date of Patent:** **** Jun. 30, 2020**

(54) **AIR CONDITIONER**

FOREIGN PATENT DOCUMENTS

(71) Applicant: **SAMSUNG ELECTRONICS CO., LTD.**, Suwon-si, Gyeonggi-do (KR)

CN 304530876 S 3/2018
CN 304620660 S 5/2018

(Continued)

(72) Inventors: **Tae Han Kim**, Suwon-si (KR);
Min-Kyung Choi, Suwon-si (KR)

Primary Examiner — Natasha Vujcic
(74) *Attorney, Agent, or Firm* — Cantor Colburn LLP

(73) Assignee: **SAMSUNG ELECTRONICS CO., LTD.**, Gyeonggi-Do (KR)

(**) Term: **15 Years**

(57) **CLAIM**

The ornamental design for an air conditioner, as shown and described.

(21) Appl. No.: **29/685,230**

(22) Filed: **Mar. 27, 2019**

(30) **Foreign Application Priority Data**

DESCRIPTION

Nov. 14, 2018 (KR) 30-2018-0052697

(51) **LOC (12) Cl.** **23-04**

(52) **U.S. Cl.**
USPC **D23/351**

(58) **Field of Classification Search**
USPC D23/333, 351-354, 388
CPC F24F 1/00; F24F 1/0007; F24F 1/02; F24F 1/08; F24F 1/42; F24F 1/56; F24F 1/60; F24F 3/044; F24F 3/048; F24F 3/16; G05D 23/1905; G05D 23/1932; G05D 23/1902; G05D 23/1931; G05B 19/0426; G05B 19/409; G05B 15/02

See application file for complete search history.

FIG. 1 is a front perspective view of an air conditioner, showing our new design;
FIG. 2 is a front view thereof;
FIG. 3 is a rear view thereof;
FIG. 4 is a left-side view thereof;
FIG. 5 is a right-side view thereof;
FIG. 6 is a top view thereof;
FIG. 7 is a bottom view thereof;
FIG. 8 is another front perspective view thereof, showing only the claimed portion in FIG. 1;
FIG. 9 is another front view thereof, showing only the claimed portion in FIG. 2;
FIG. 10 is an enlarged view of the portion 10 in FIG. 6; and, FIG. 11 is a cross-sectional view thereof, taken along line 11-11 in FIG. 10.

(56) **References Cited**

U.S. PATENT DOCUMENTS


D578,633 S * 10/2008 Schluter D23/370
D589,605 S * 3/2009 Reedy D23/388
D597,653 S * 8/2009 Calkins D23/388
D684,246 S * 6/2013 Hong D23/354
D708,729 S * 7/2014 Platt D23/365
D723,675 S * 3/2015 Paskow D23/354
D726,093 S * 4/2015 Perkins D12/345

(Continued)

The even-dash broken lines illustrating portions of the air conditioner form no part of the claimed design. The dot-dash broken lines in the figures represent a boundary line and form no part of the claimed design. The dot-dot-dash broken lines encircling enlargement portions of the claimed design form no part of the claimed design.

The thousands of tiny features of front portion are ‘micro air holes’, not the pattern.

1 Claim, 11 Drawing Sheets



(56)

References Cited

U.S. PATENT DOCUMENTS

| | | | | | | |
|----------|---|---|---------|---------|-------|---------|
| D735,843 | S | * | 8/2015 | Sunwoo | | D23/333 |
| D777,896 | S | * | 1/2017 | Rizzi | | D23/354 |
| D777,897 | S | * | 1/2017 | Rizzi | | D23/354 |
| D808,001 | S | * | 1/2018 | Berkman | | D23/371 |
| D814,617 | S | * | 4/2018 | Shin | | D23/351 |
| D819,597 | S | * | 6/2018 | Hu | | D14/214 |
| D825,729 | S | * | 8/2018 | Shin | | D23/351 |
| D857,867 | S | * | 8/2019 | Shin | | D23/351 |
| D857,872 | S | * | 8/2019 | Shimada | | D23/371 |
| D865,144 | S | * | 10/2019 | Yoo | | D23/333 |
| D865,145 | S | * | 10/2019 | Yoo | | D23/333 |

FOREIGN PATENT DOCUMENTS

| | | | |
|----|----------------|---|---------|
| CN | 304700319 | S | 6/2018 |
| EM | 004406783-0001 | | 10/2017 |
| EM | 004406783-0002 | | 10/2017 |

* cited by examiner

FIG. 1




FIG. 2




FIG. 3




FIG. 4

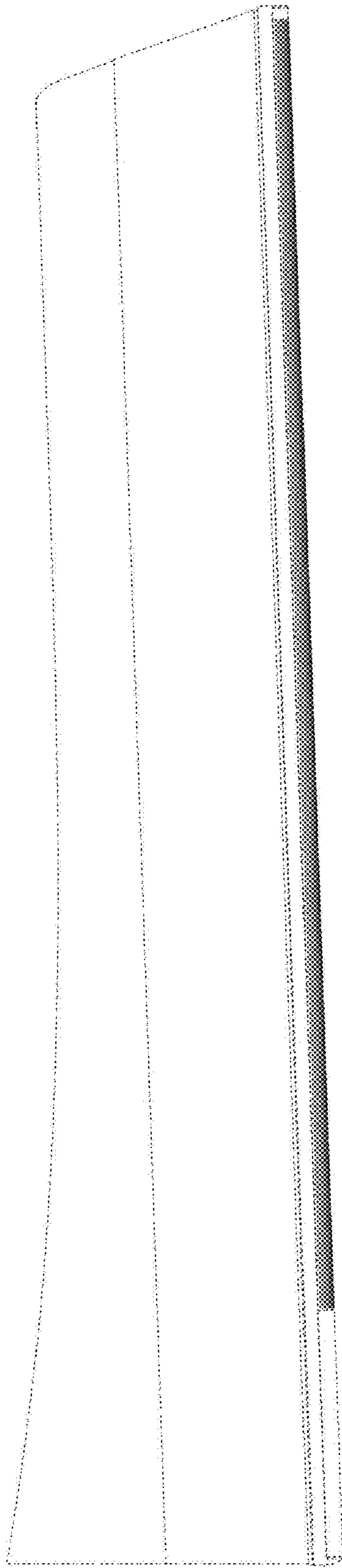


FIG. 5

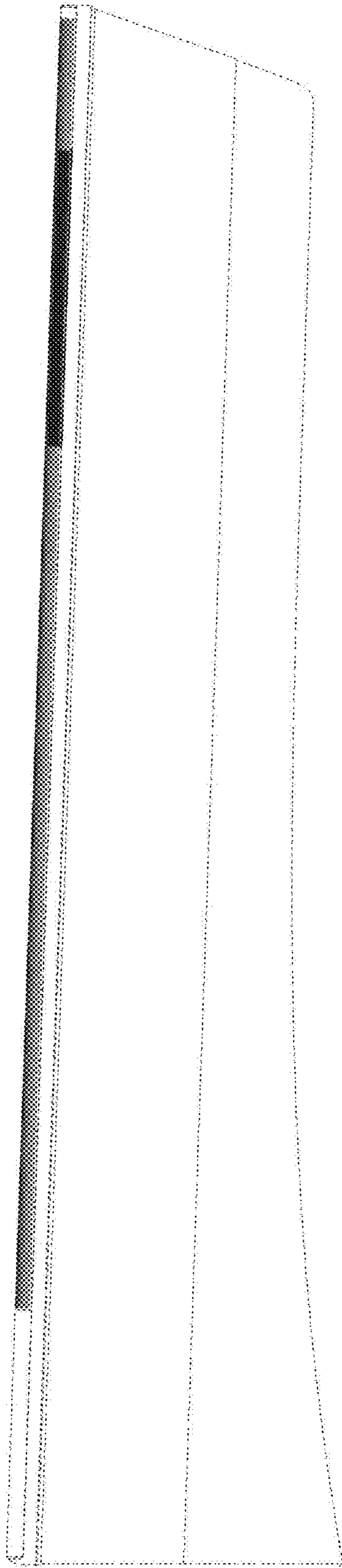


FIG. 6

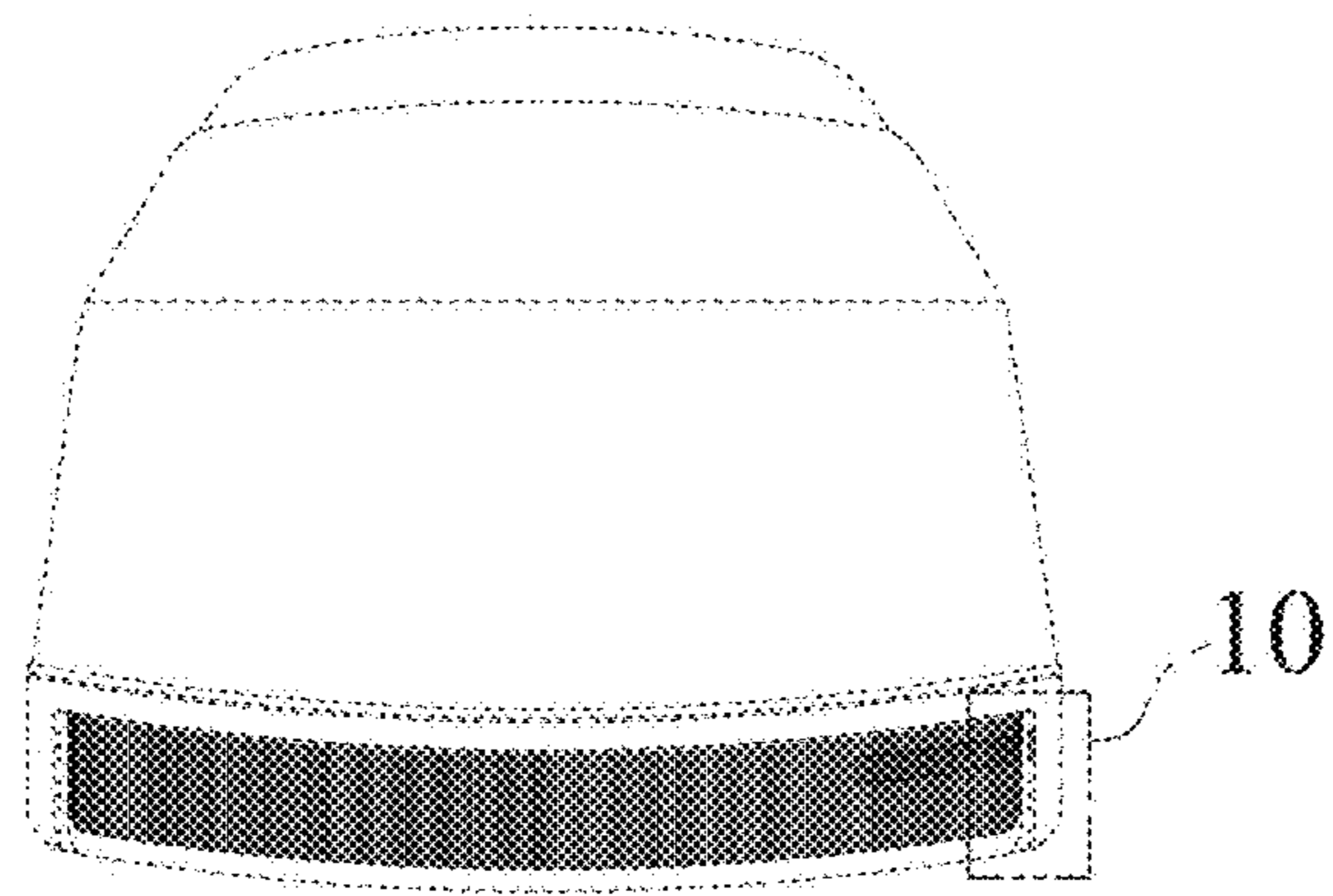


FIG. 7

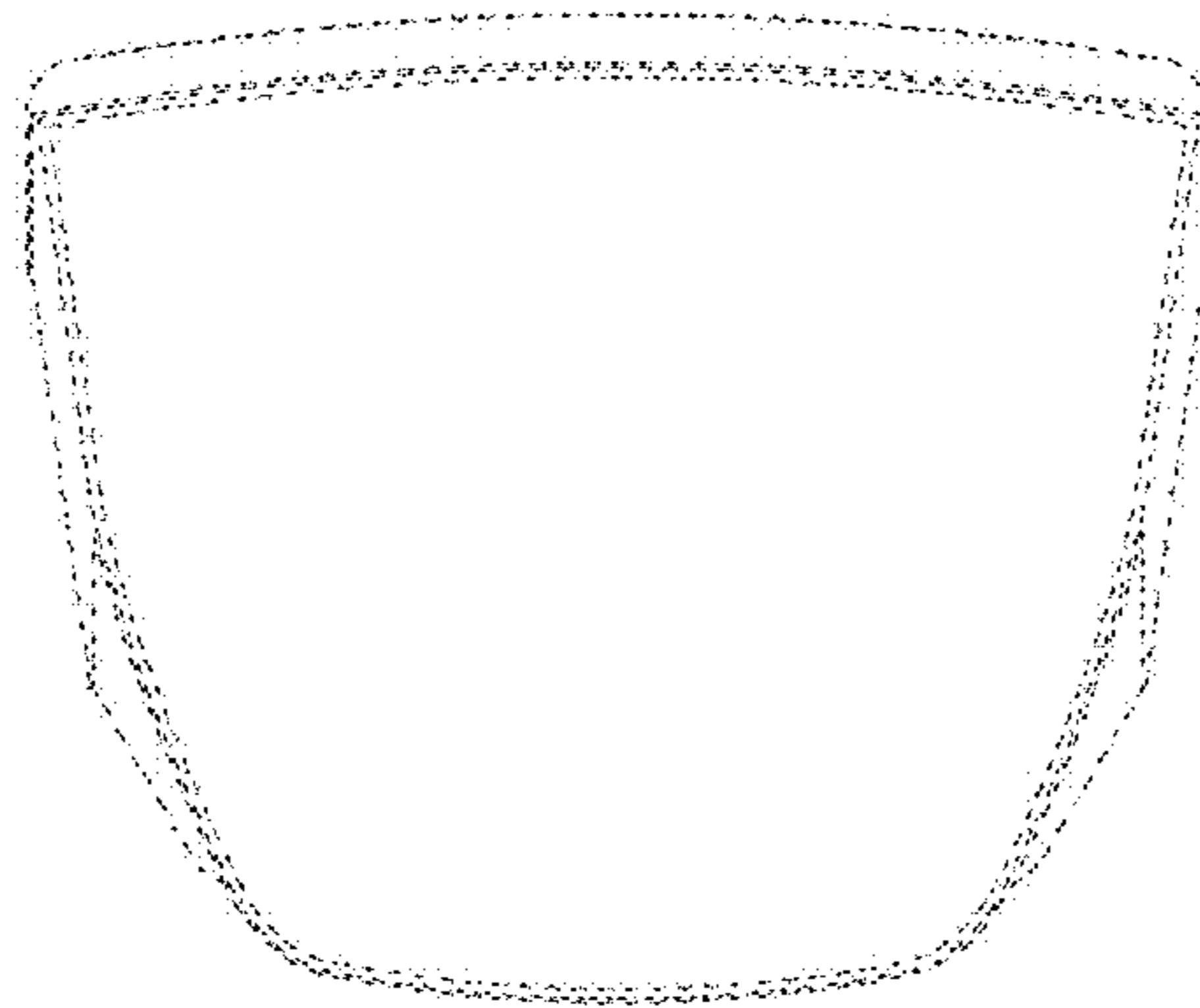


FIG. 8




FIG. 9




FIG. 10

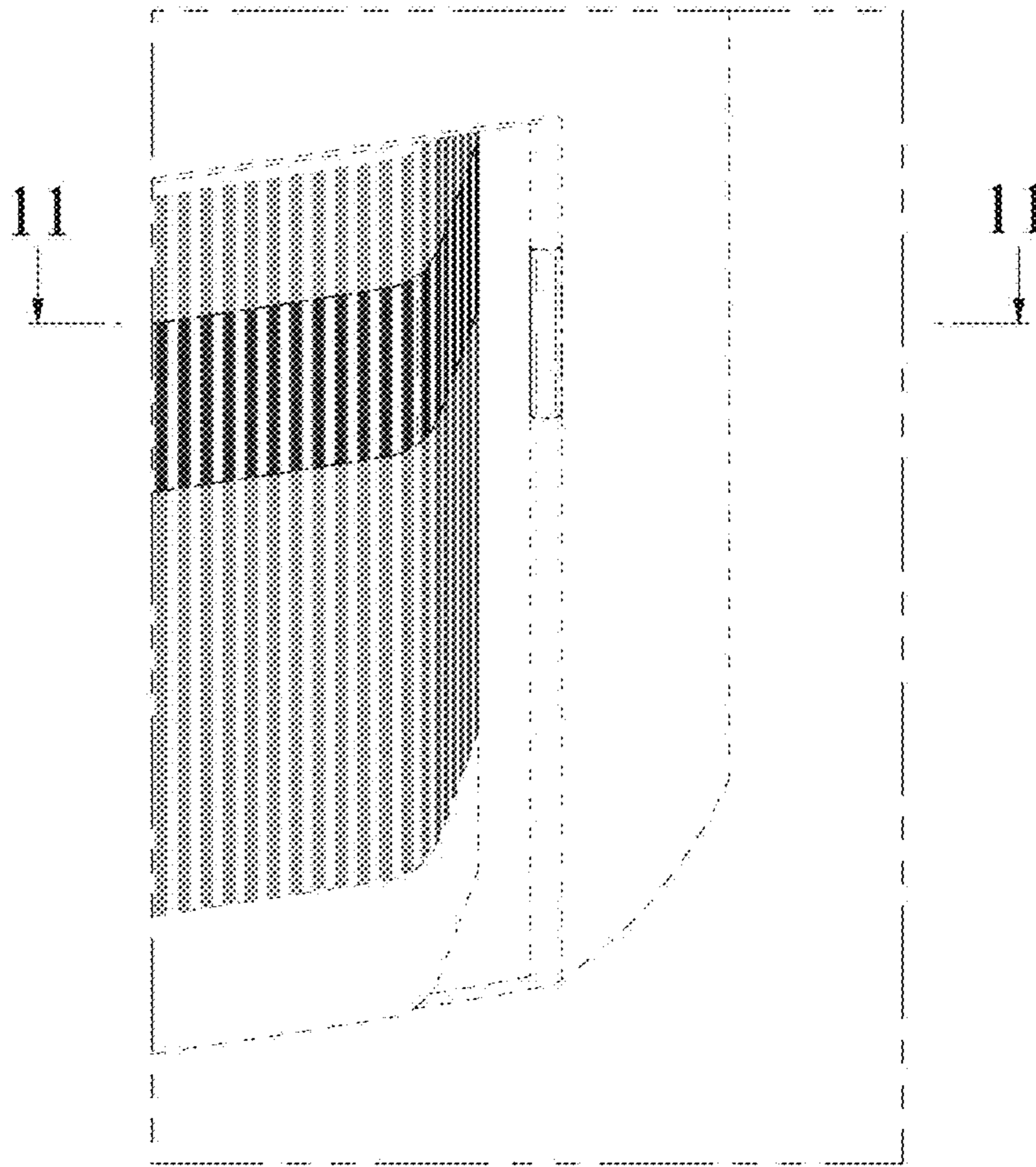


FIG. 11

