



US00D888915S

(12) **United States Design Patent**
He et al.

(10) **Patent No.:** **US D888,915 S**
(45) **Date of Patent:** **** Jun. 30, 2020**

(54) **FIREPLACE**

(71) Applicant: **JIANGMEN KEYE ELECTRIC APPLIANCES MANUFACTURING CO., LTD**, Jiangmen, Guangdong Province (CN)

(72) Inventors: **Xiangming He**, Jiangmen (CN);
Guanglian Lin, Jiangmen (CN)

(73) Assignee: **JIANGMEN KEYE ELECTRIC APPLIANCES MANUFACTURING CO., LTD**, Jiangmen (CN)

(**) Term: **15 Years**

(21) Appl. No.: **29/693,714**

(22) Filed: **Jun. 4, 2019**

(51) **LOC (12) Cl.** **23-05**

(52) **U.S. Cl.**
USPC **D23/343**

(58) **Field of Classification Search**
USPC D23/314, 332, 329, 330, 331, 335, 339,
D23/342, 343, 350
CPC F24B 1/18; F24B 1/1808; F24B 1/181;
F24B 1/185; F24H 3/0417; F24H 3/0411
See application file for complete search history.

(56) **References Cited**

U.S. PATENT DOCUMENTS

D359,115 S *	6/1995	Schroeter	D23/342
D359,345 S *	6/1995	Schroeter	D23/342
D382,337 S *	8/1997	Smith	D23/342
D384,405 S *	9/1997	Wilson	D23/339

D392,376 S *	3/1998	Greene	D23/342
D402,019 S *	12/1998	Byrne	D23/346
D410,999 S *	6/1999	Henninge	D23/342
D490,885 S *	6/2004	Warren	D23/350
D491,652 S *	6/2004	Warren	D23/350
D491,653 S *	6/2004	Warren	D23/350
2016/0195277 A1 *	7/2016	Li	F24C 7/004 392/348

* cited by examiner

Primary Examiner — T Chase Nelson

Assistant Examiner — Ania Aman

(74) *Attorney, Agent, or Firm* — Innovation Capital Law Group, LLP; Vic Lin


(57) **CLAIM**

The ornamental design for a fireplace, as shown and described.

DESCRIPTION

FIG. 1 is a front elevation view of a fireplace, showing our new design;
FIG. 2 is a rear elevation view thereof;
FIG. 3 is a right elevation view thereof;
FIG. 4 is a left elevation view thereof;
FIG. 5 is a top plan view thereof;
FIG. 6 is a bottom plan view thereof;
FIG. 7 is a perspective view thereof; and,
FIG. 8 is a perspective view of the fireplace with its front gate swung open.
The broken lines in the FIGURES show portions of the fireplace which form no part of the claimed design.

1 Claim, 8 Drawing Sheets






FIG. 1

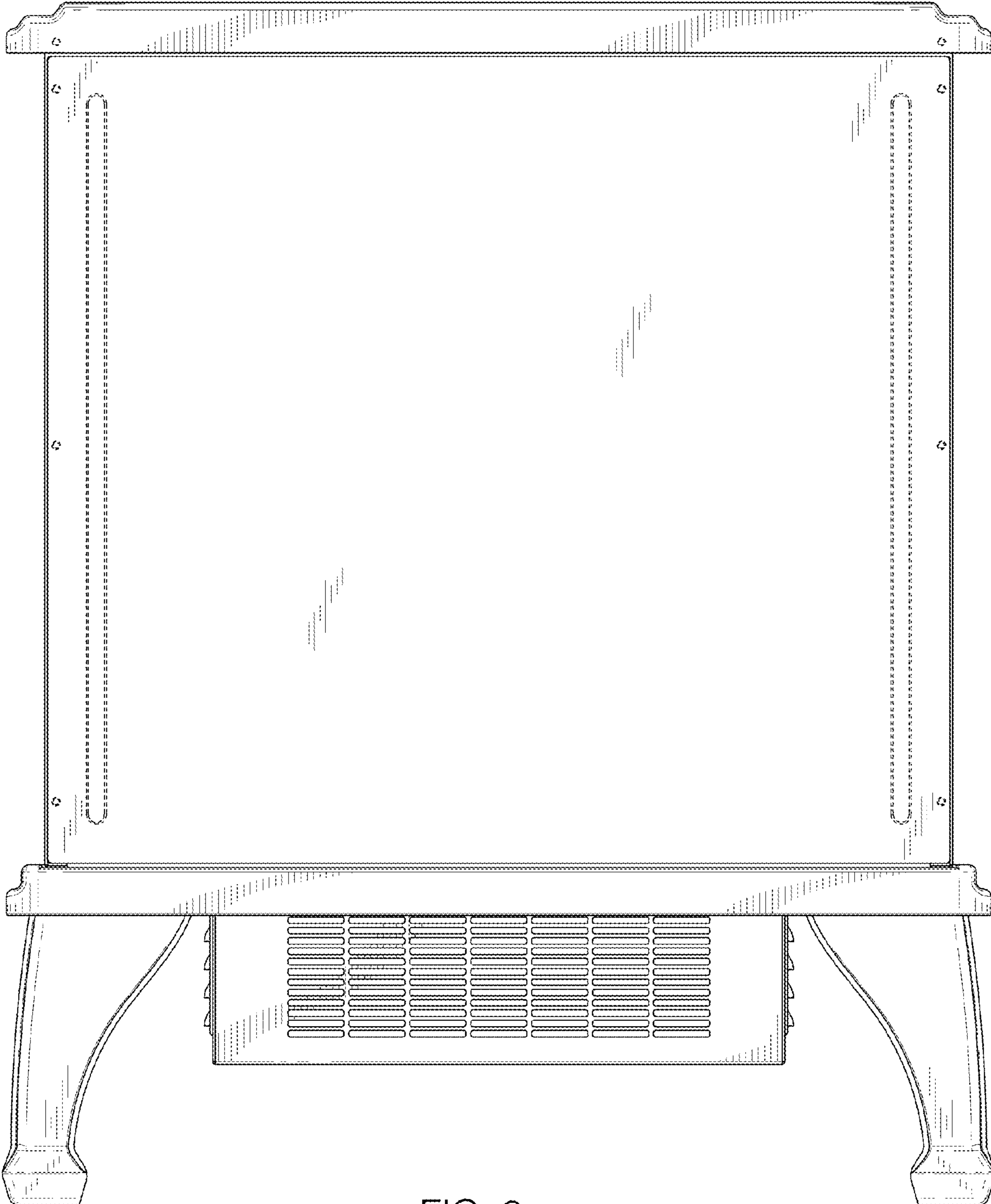


FIG. 2

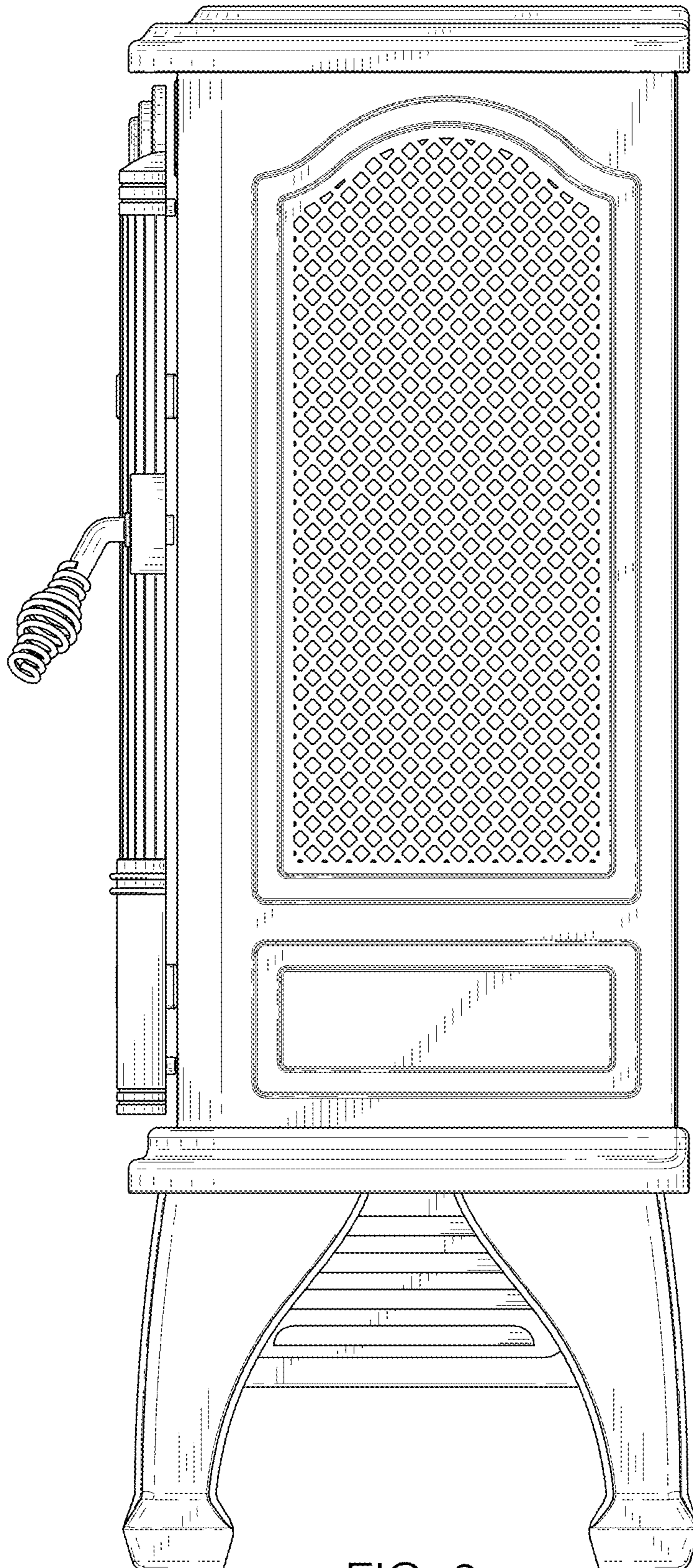


FIG. 3

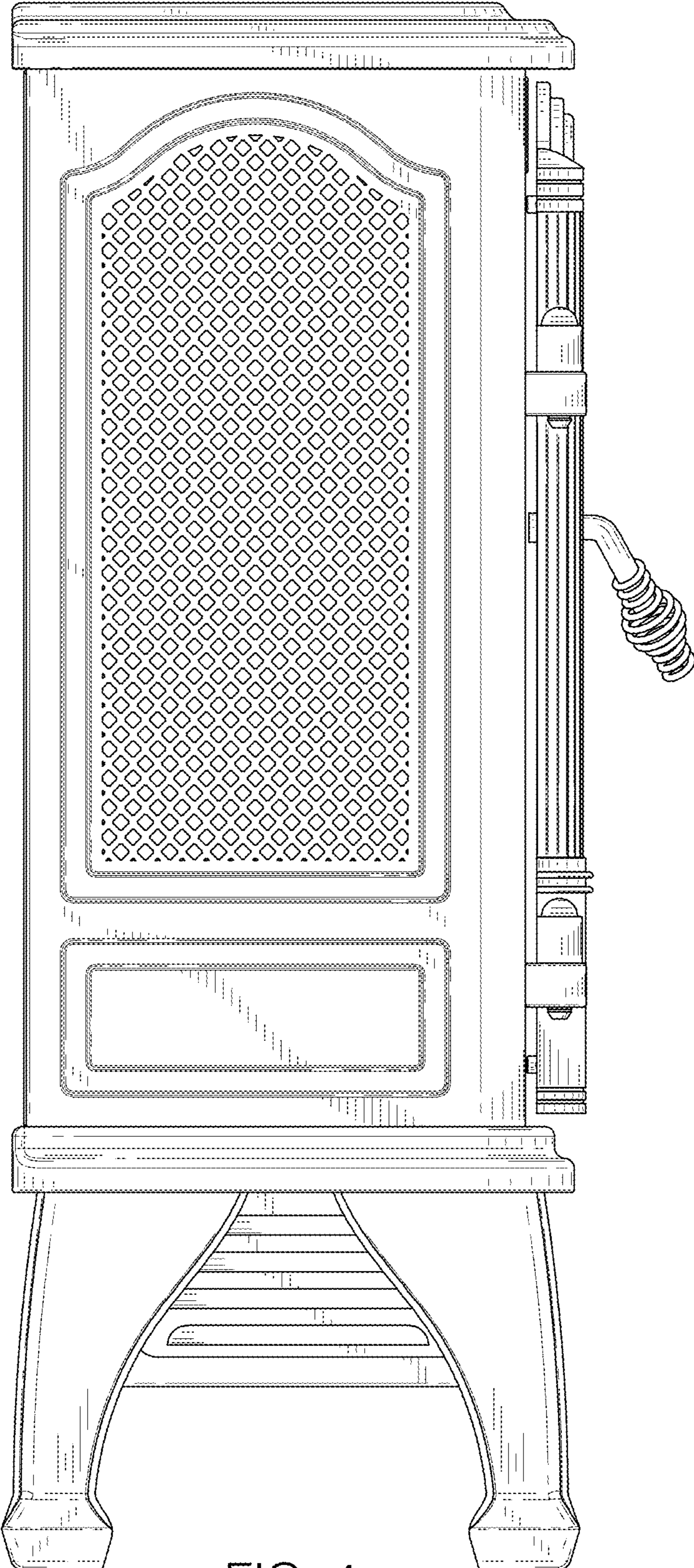


FIG. 4

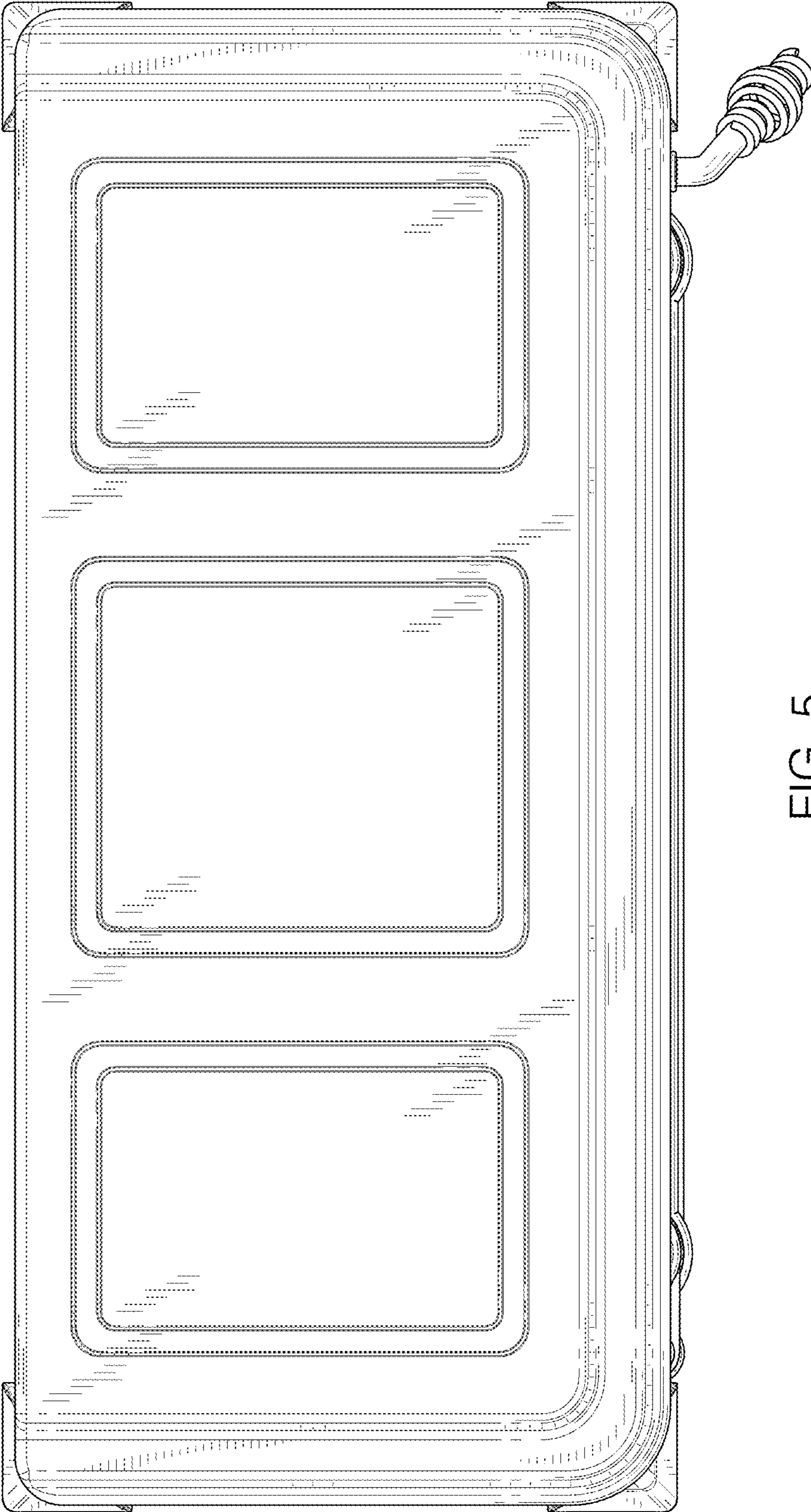


FIG. 5

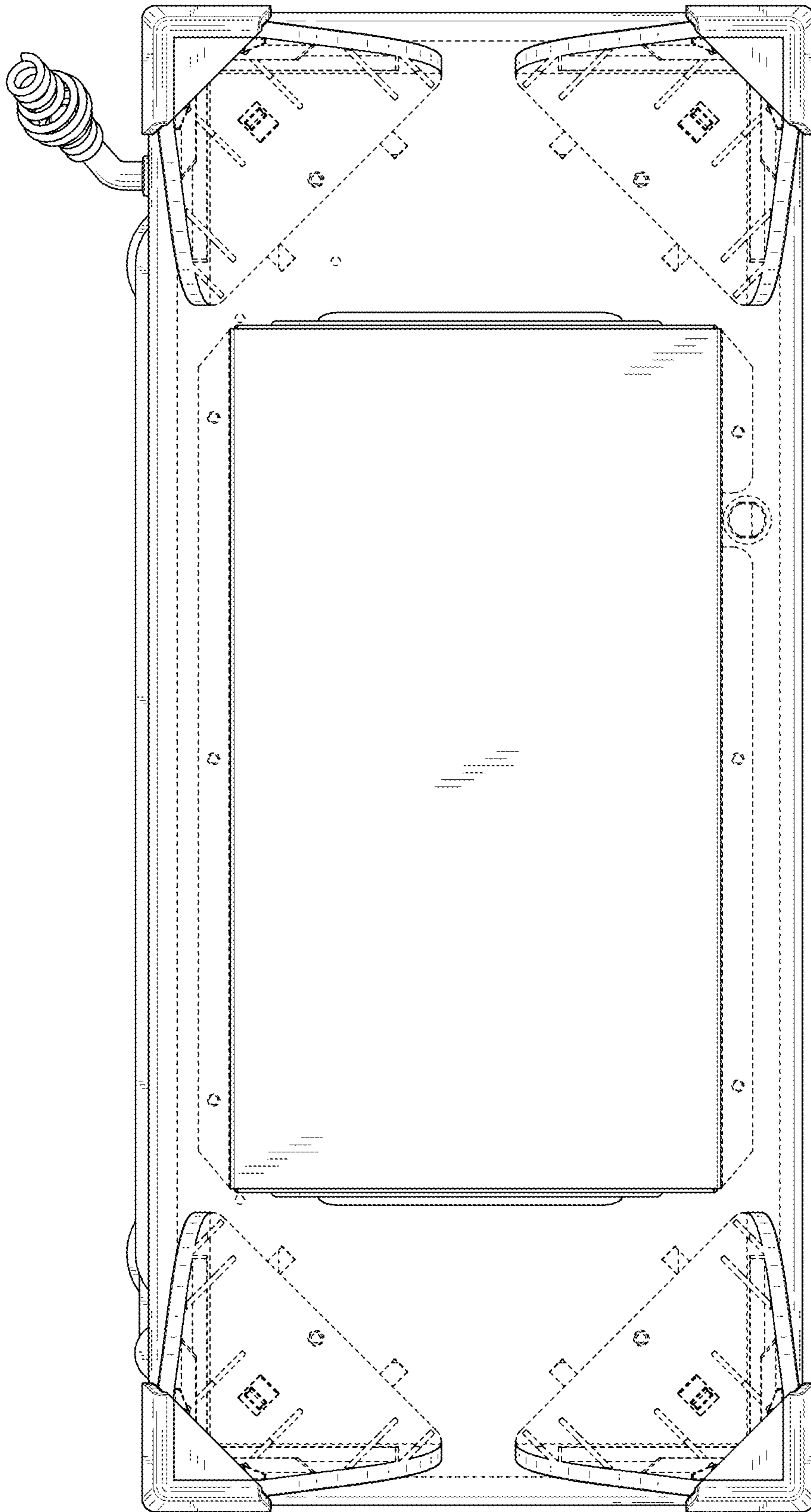


FIG. 6




FIG. 7

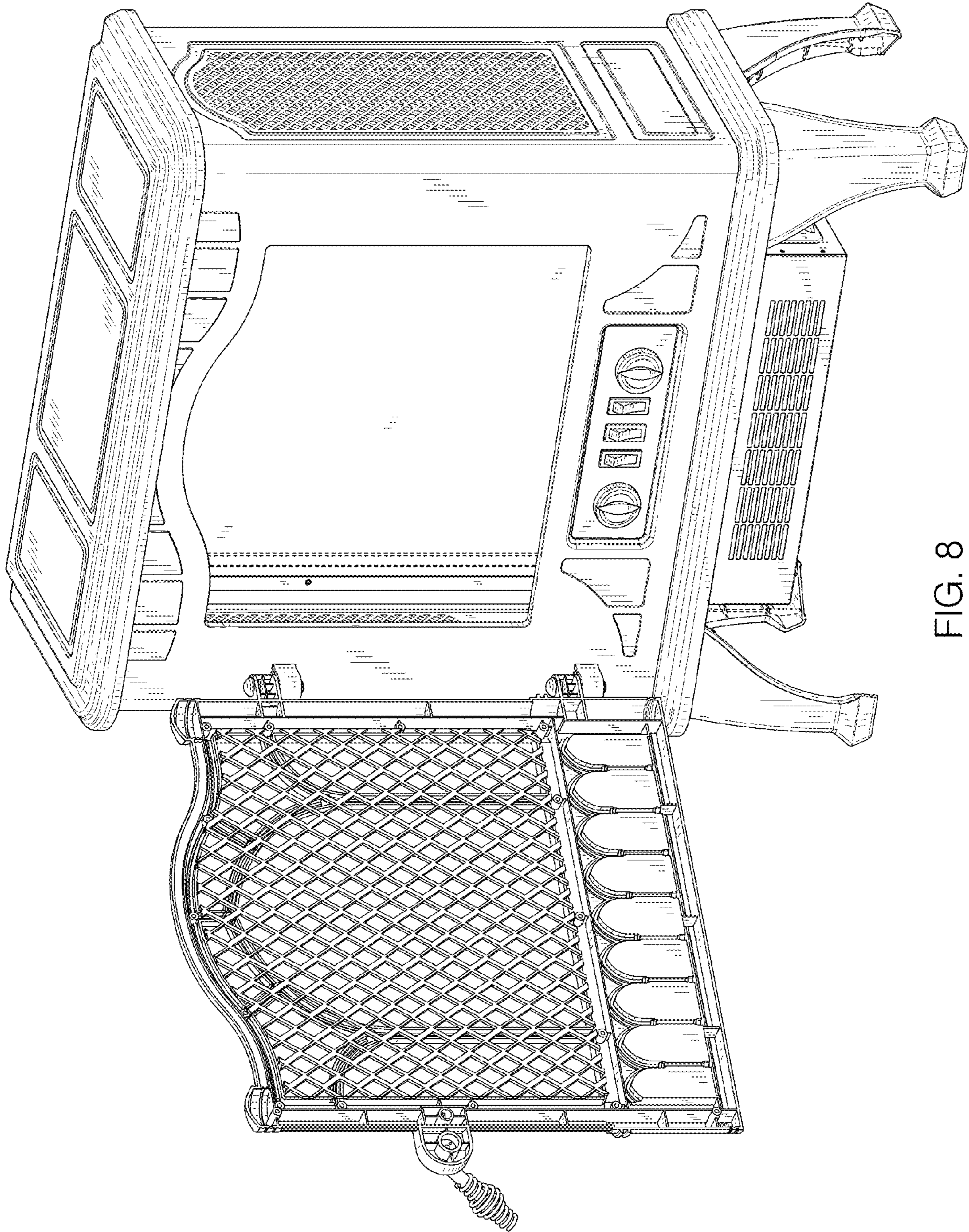


FIG. 8