



US00D888855S

(12) **United States Design Patent**
Li et al.

(10) **Patent No.:** **US D888,855 S**
(45) **Date of Patent:** **** Jun. 30, 2020**

- (54) **DUAL-WHEEL BALANCE SCOOTER**
- (71) Applicant: **E-LINK TECHNOLOGY CO., LTD,**
ShenZhen (CN)
- (72) Inventors: **PingZhi Li, ShenZhen (CN); MinYi Chen, ShenZhen (CN); XiHui Jiang, ShenZhen (CN)**
- (**) Term: **15 Years**
- (21) Appl. No.: **29/684,421**
- (22) Filed: **Mar. 21, 2019**
- (51) **LOC (12) Cl.** **21-02**
- (52) **U.S. Cl.**
USPC **D21/763**
- (58) **Field of Classification Search**
USPC D21/419, 421, 423, 426, 760, 763, 765,
D21/766, 769, 771, 776, 803; D12/1
CPC A63C 17/01; A63C 17/12; A63C 2203/00;
A63C 2203/011; A63C 2203/012; A63C
2203/013; A63C 2203/40; A63C 2203/52;
B62D 51/02; B62K 2202/00; B62K
2207/00; B62K 2207/02; B62K 2207/04
See application file for complete search history.

D807,457 S *	1/2018	Desberg	D21/763
D808,300 S *	1/2018	Cao	D12/1
D808,856 S *	1/2018	Zhang	D12/1
D808,857 S *	1/2018	Zhang	D12/1
D810,618 S *	2/2018	Li	D12/1
D817,811 S *	5/2018	Wang	D12/1
D834,448 S *	11/2018	Wang	D12/1
D837,322 S *	1/2019	Desberg	D21/760
D837,323 S *	1/2019	Desberg	D21/760
D840,872 S *	2/2019	Desberg	D12/1
D857,137 S *	8/2019	Cao	D21/760
D865,095 S *	10/2019	Desberg	D21/760
D865,890 S *	11/2019	Desberg	D21/760
2016/0129963 A1 *	5/2016	Ying	B62D 51/02 180/6.5
2017/0183053 A1 *	6/2017	Zeng	B62K 11/007
2017/0217529 A1 *	8/2017	Chen	B62K 11/007

* cited by examiner

Primary Examiner — Cynthia M. Chin
(74) *Attorney, Agent, or Firm* — Bayramoglu Law Offices LLC

(57) **CLAIM**

The ornamental design for a dual-wheel balance scooter, as shown and described.

DESCRIPTION

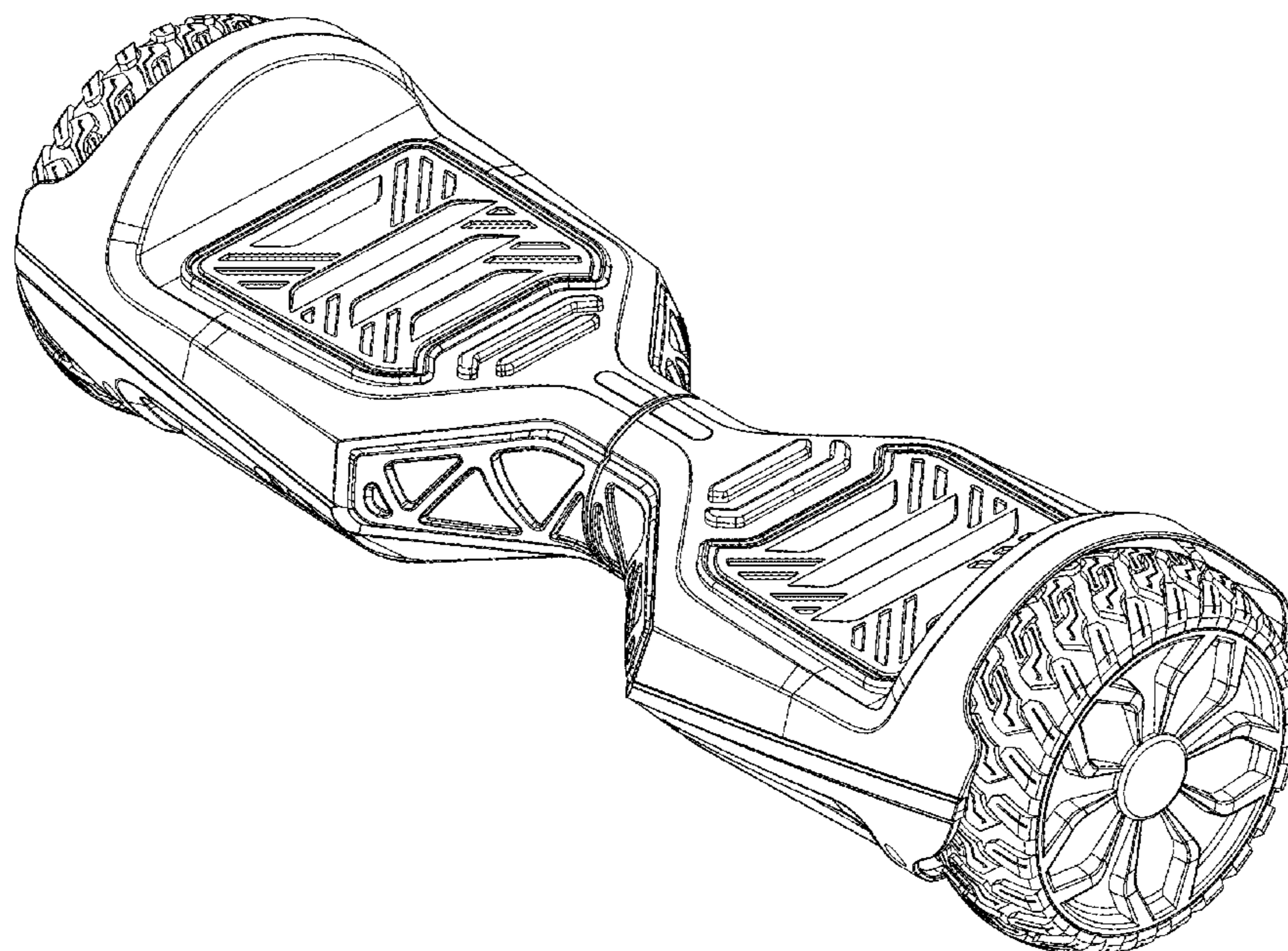
FIG. 1 is a perspective view of a dual-wheel balance scooter showing my new design;
FIG. 2 is another perspective view thereof;
FIG. 3 is a front side elevation view thereof;
FIG. 4 is a rear side elevation view thereof;
FIG. 5 is a left side elevation view thereof;
FIG. 6 is a right side elevation view thereof; and,
FIG. 7 is an enlarged top plan view thereof.
A bottom view is omitted since the bottom is a mirror image of the top view.

1 Claim, 7 Drawing Sheets

(56) **References Cited**

U.S. PATENT DOCUMENTS

D737,723 S *	9/2015	Ying	D12/1
D738,256 S *	9/2015	Ying	D12/1
D784,195 S *	4/2017	Ying	D12/1
D785,112 S *	4/2017	Ying	D21/760
D785,113 S *	4/2017	Ying	D21/760
D786,130 S *	5/2017	Huang	D12/1
D786,994 S *	5/2017	Chen	D21/760
D803,963 S *	11/2017	Desberg	D21/760
D805,429 S *	12/2017	Cao	D12/1
9,840,302 B2 *	12/2017	Zeng	B62K 11/007



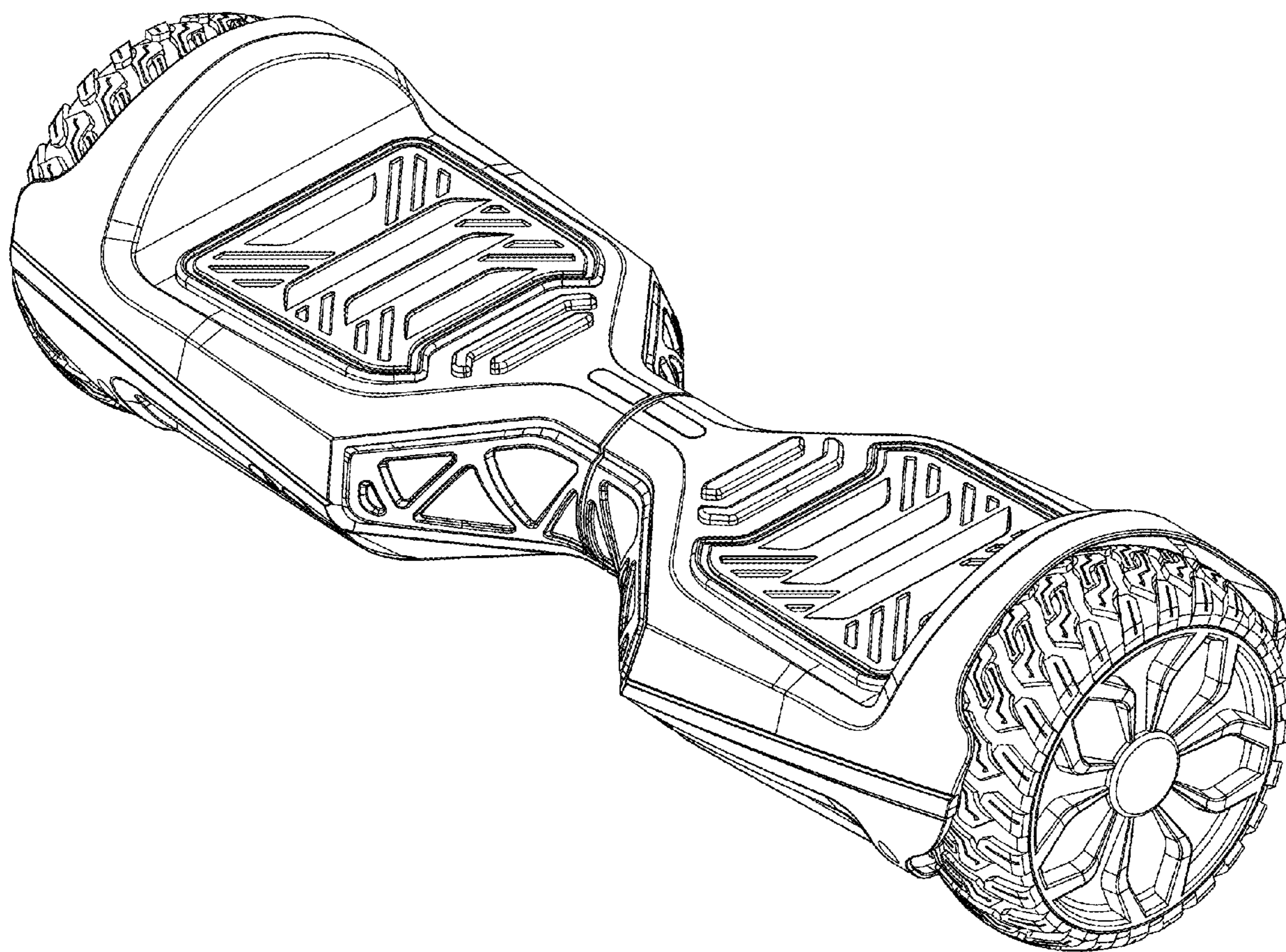


FIG. 1

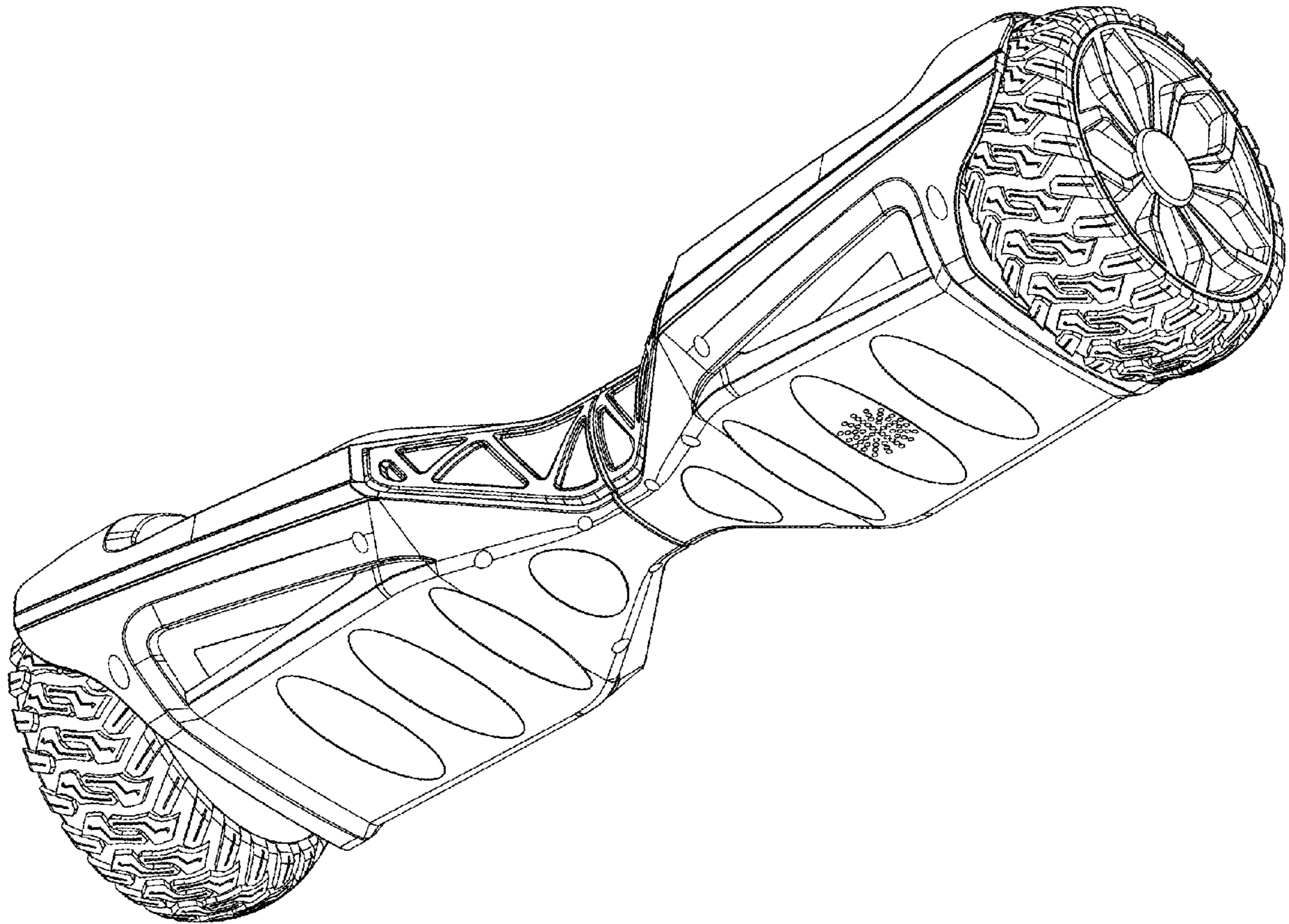


FIG. 2

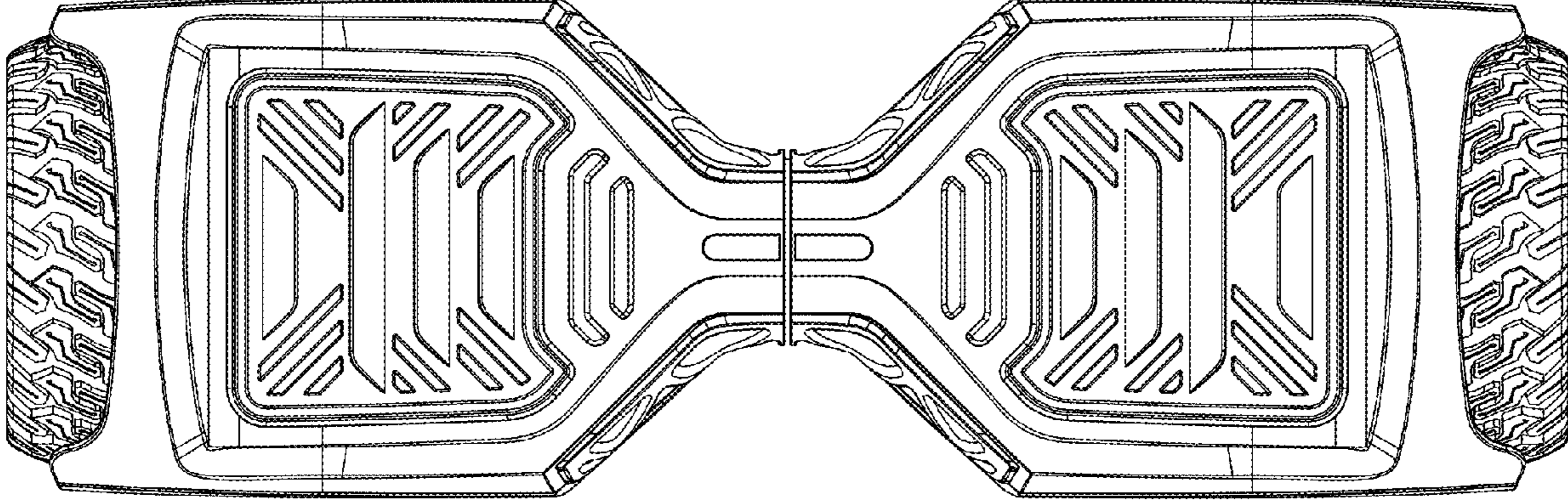


FIG. 3

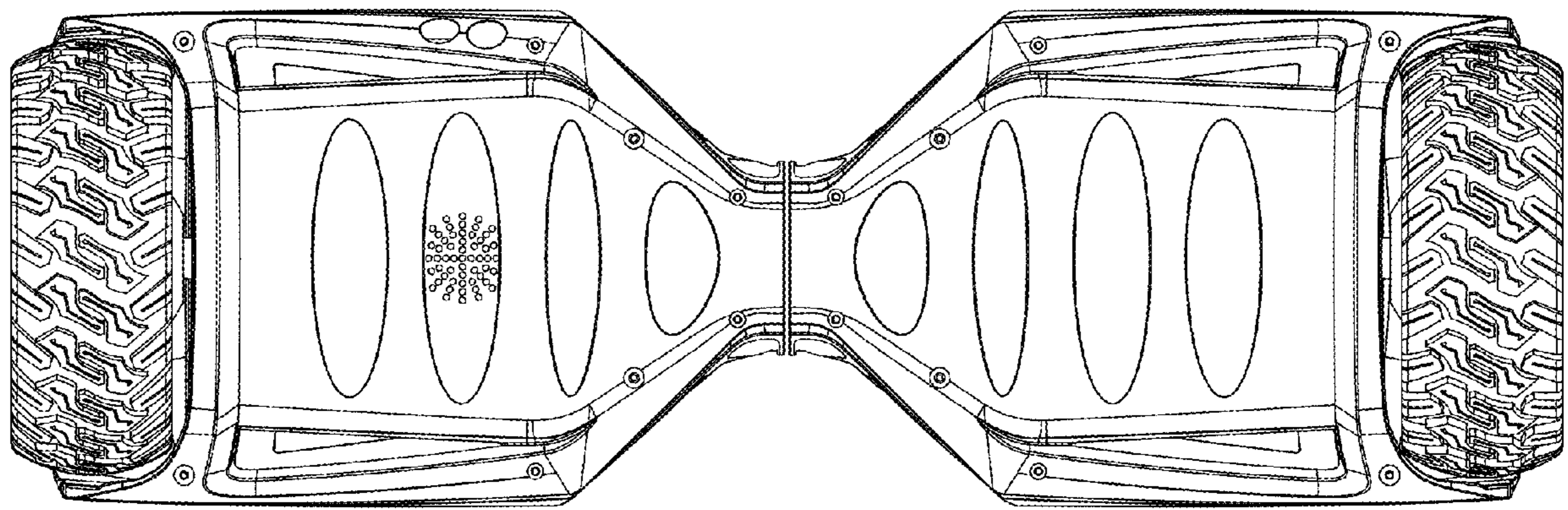


FIG. 4

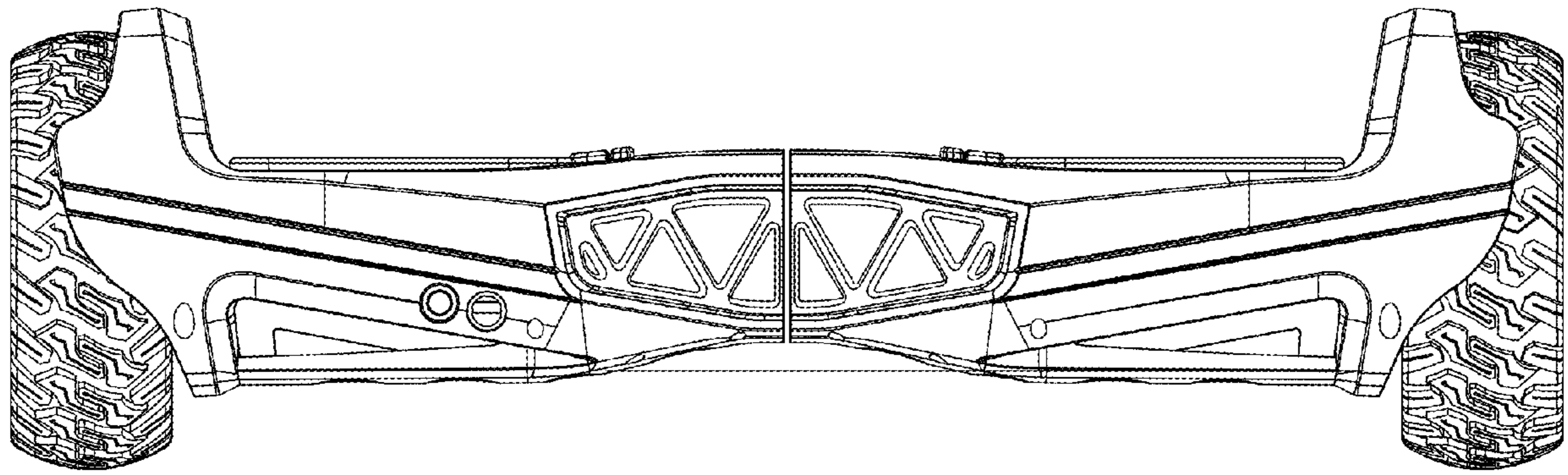


FIG. 5

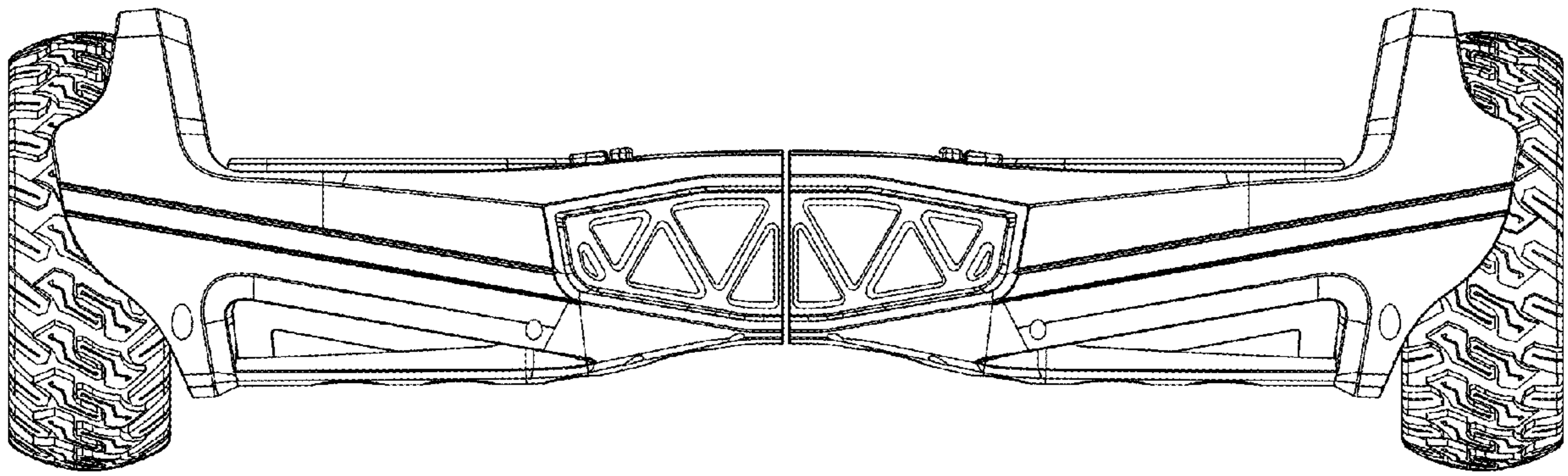


FIG. 6




FIG. 7