



US00D888830S

(12) **United States Design Patent** (10) **Patent No.:** **US D888,830 S**
Berche et al. (45) **Date of Patent:** **** Jun. 30, 2020**

(54) **WATERCRAFT DECK**
(71) Applicant: **BOMBARDIER RECREATIONAL PRODUCTS INC., Valcourt (CA)**
(72) Inventors: **Charles-Edouard Berche, Bromont (CA); Francois Chenevert, Sherbrooke (CA)**
(73) Assignee: **BOMBARDIER RECREATIONAL PRODUCTS INC., Valcourt (CA)**
(**) Term: **15 Years**
(21) Appl. No.: **29/641,097**
(22) Filed: **Mar. 20, 2018**
(30) **Foreign Application Priority Data**

D479,702 S 9/2003 Cassell et al.
D485,527 S 1/2004 Cassell et al.
6,843,192 B1 1/2005 Nugteren et al.
D510,900 S 10/2005 Bucaccio et al.
D511,320 S 11/2005 Bucaccio et al.
D513,225 S 12/2005 Omae et al.
D516,006 S 2/2006 Bucaccio et al.
D516,993 S 3/2006 Bucaccio et al.
D519,437 S 4/2006 Bucaccio et al.
D519,438 S 4/2006 Bucaccio et al.
D519,909 S 5/2006 Bucaccio et al.
D527,701 S 9/2006 Bucaccio et al.
D550,603 S 9/2007 Cote et al.
D550,605 S 9/2007 Cote et al.
D569,781 S 5/2008 Hattori et al.
D574,314 S 8/2008 Kato et al.
D575,720 S 8/2008 Kato et al.
D603,319 S 11/2009 Cote et al.
D608,719 S 1/2010 Cote et al.
D632,632 S 2/2011 Cote
D636,324 S 4/2011 Cote

(Continued)

Sep. 20, 2017 (CN) 2017 3 0446945

(51) **LOC (12) Cl.** **12-06**
(52) **U.S. Cl.**
USPC **D21/307**
(58) **Field of Classification Search**
USPC D12/6-11, 119, 307, 317, 318
CPC B63B 35/73; B63B 35/731; F02B 61/045
See application file for complete search history.

Primary Examiner — Cynthia M. Chin
(74) *Attorney, Agent, or Firm* — BCF LLP

(57) **CLAIM**

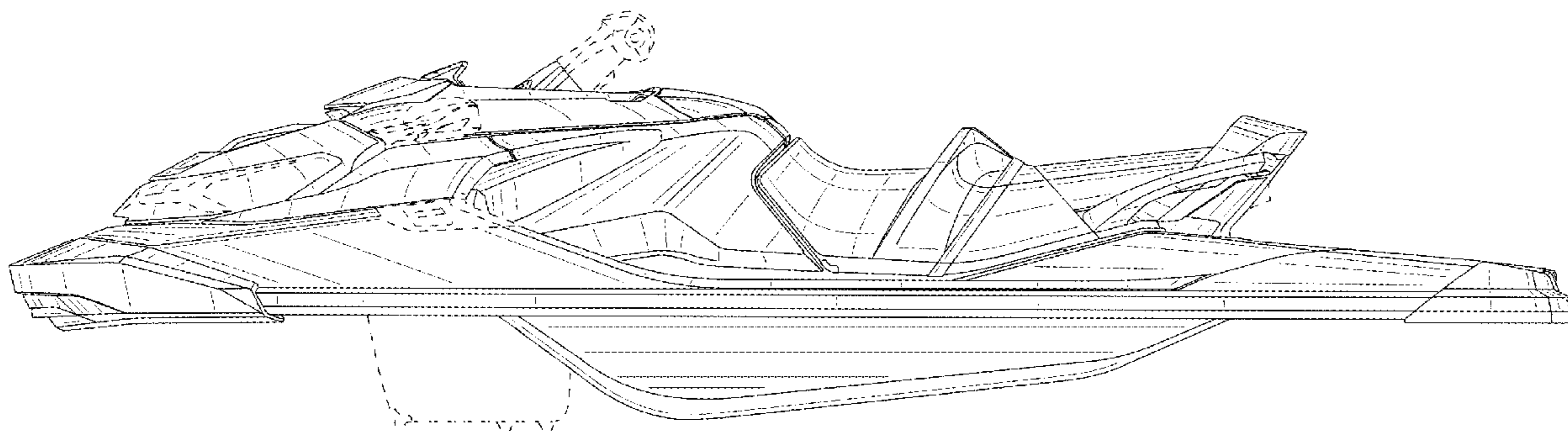
The ornamental design for a watercraft deck, as shown and described.

DESCRIPTION

FIG. 1 is a front elevation view of a watercraft deck according to our design;
FIG. 2 is a rear elevation view thereof;
FIG. 3 is a left side elevation view thereof;
FIG. 4 is a right side elevation view thereof;
FIG. 5 is a top plan view thereof; and,
FIG. 6 is a bottom plan view thereof.
In the Figures, the dashed lines shown are included for the purpose of illustrating portions of the article which form no part of the claimed design.

(56) **References Cited**
U.S. PATENT DOCUMENTS
D307,414 S 4/1990 LaPointe
D325,556 S 4/1992 LaPointe
D326,839 S 6/1992 LaPointe
D399,182 S 10/1998 LaPointe et al.
6,112,685 A 9/2000 Matsuda et al.
D462,931 S 9/2002 Aselton et al.
D464,015 S 10/2002 Bucaccio et al.
D464,016 S 10/2002 Orr et al.
D464,926 S 10/2002 Mizuta et al.
D476,612 S 7/2003 Bills et al.

1 Claim, 6 Drawing Sheets



(56)

References Cited

U.S. PATENT DOCUMENTS

D637,544 S	5/2011	Cote et al.	
D693,286 S	11/2013	Cote et al.	
D712,817 S *	9/2014	Cote	D12/307
D721,634 S *	1/2015	Cote	D12/307
D732,457 S *	6/2015	Cote	D12/307
D733,028 S *	6/2015	Cote	D12/307
D734,239 S	7/2015	Cote et al.	
2003/0131774 A1	7/2003	Funayose et al.	
2004/0168622 A1	9/2004	Thompson et al.	

* cited by examiner

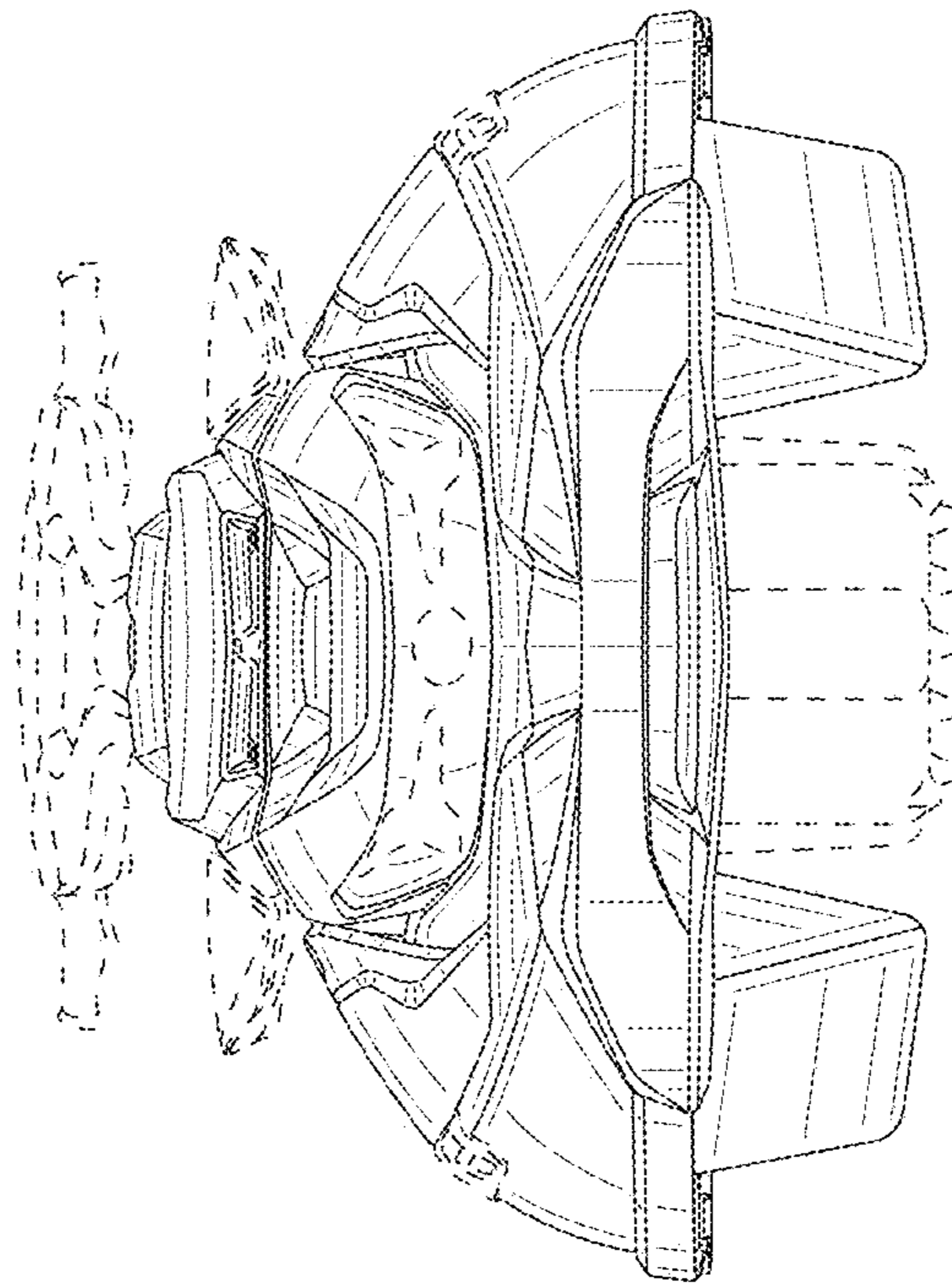


FIG. 1

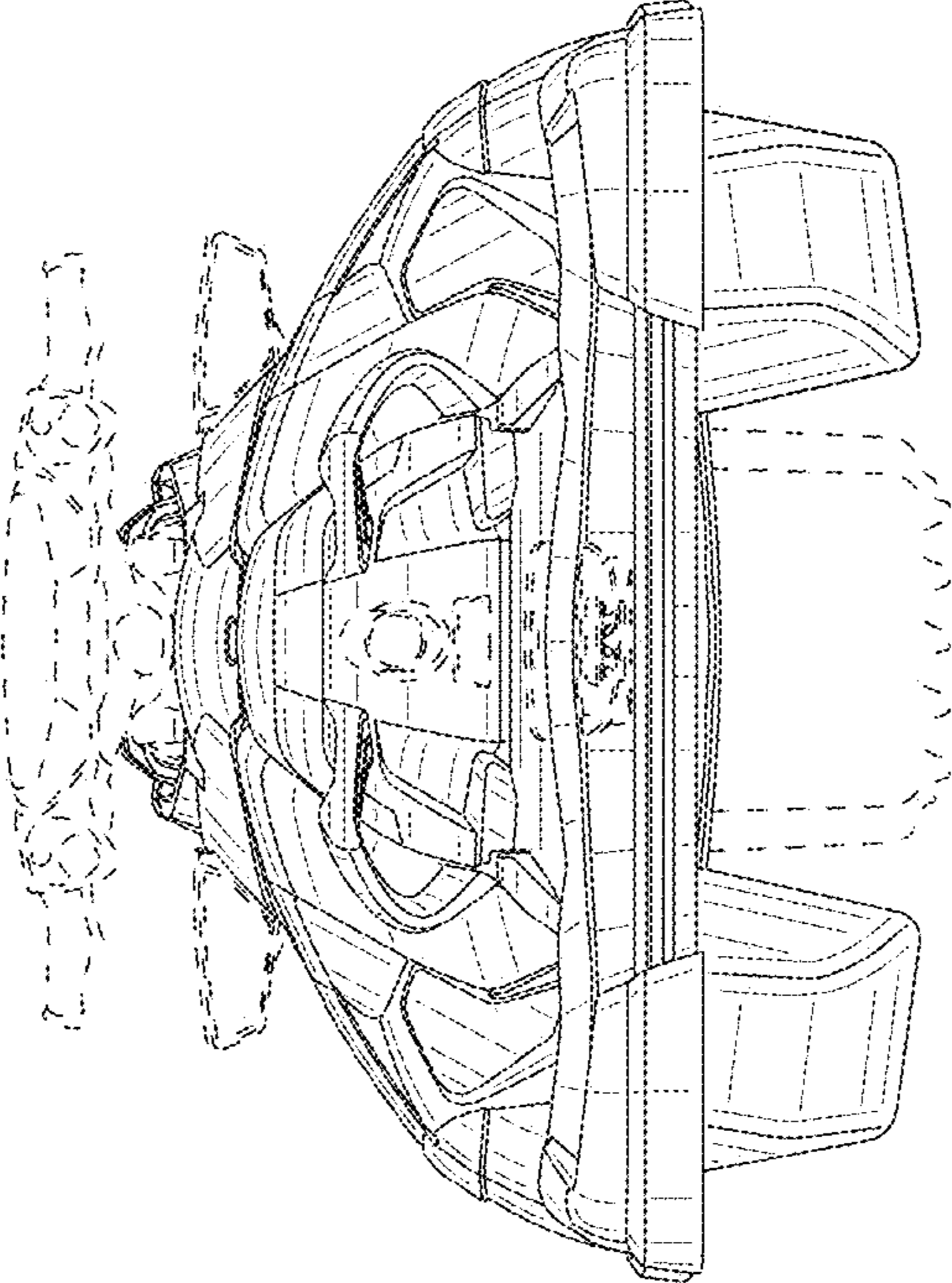


FIG. 2

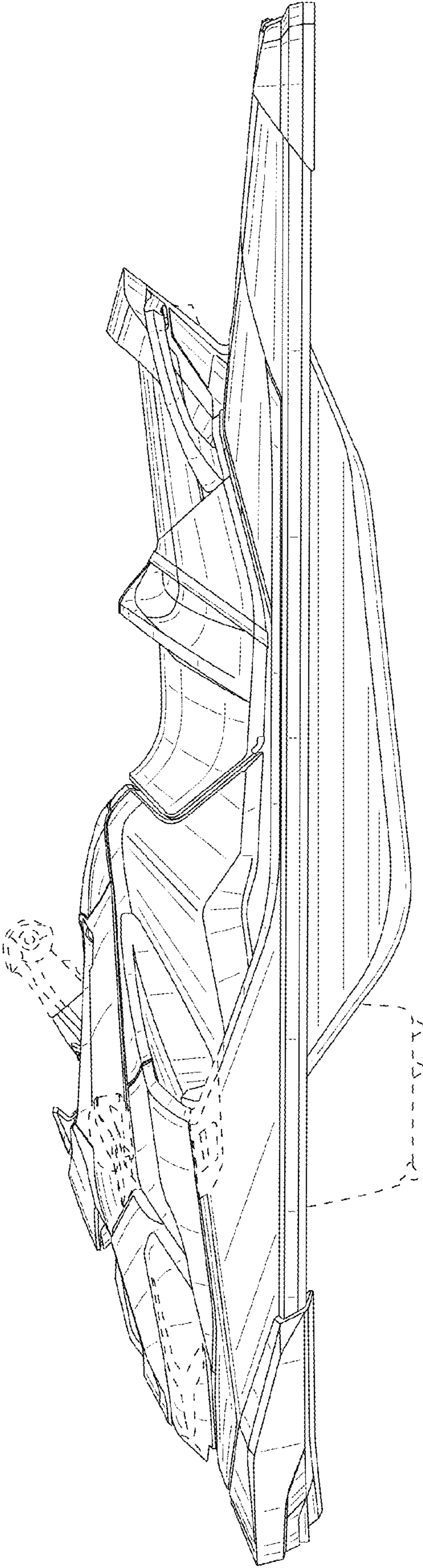


FIG. 3

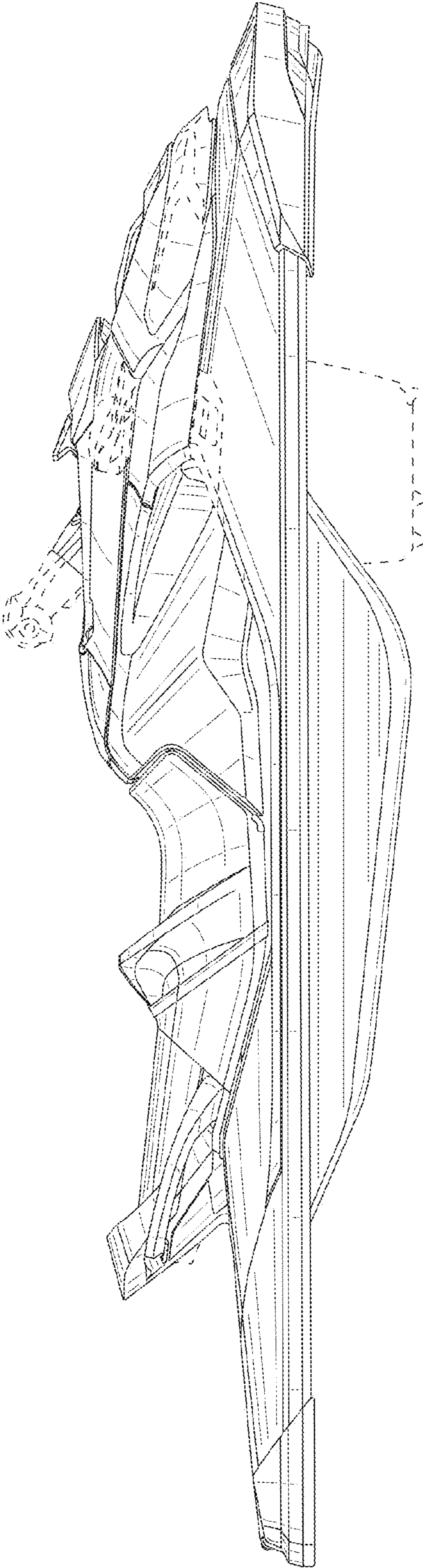


FIG. 4




FIG. 5

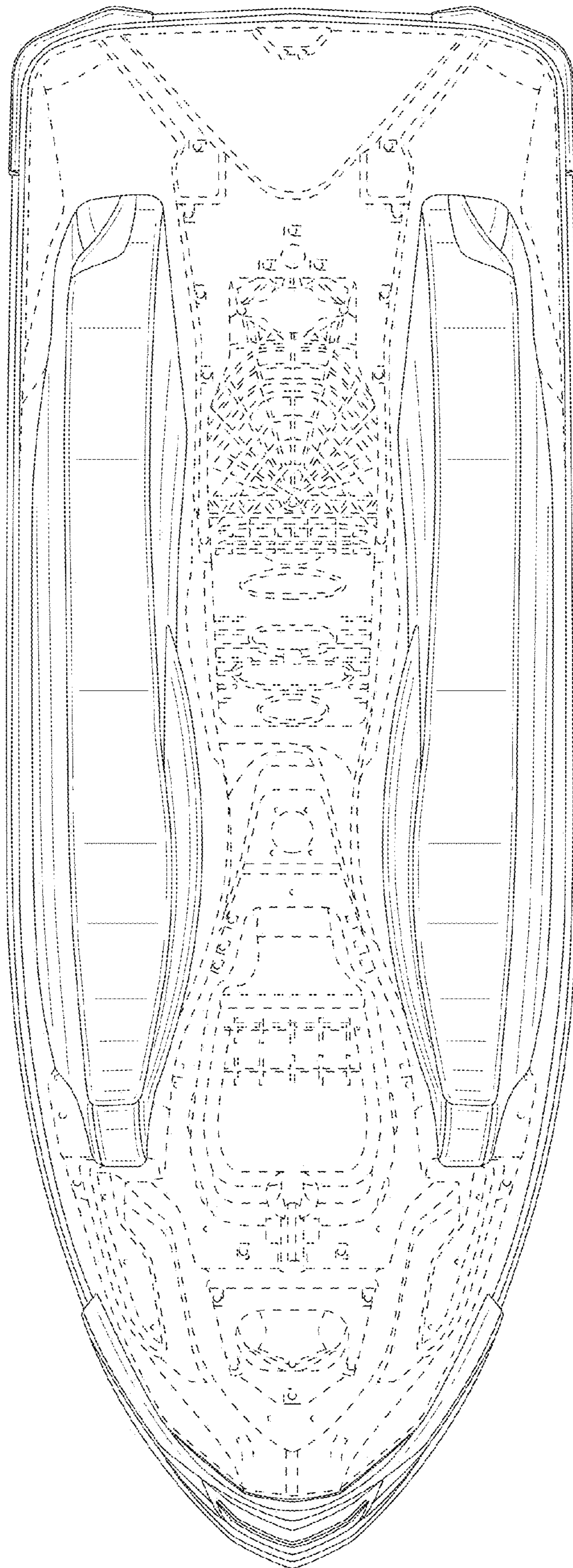


FIG. 6