



US00D888827S

(12) **United States Design Patent**  
**Kolo**

(10) **Patent No.:** **US D888,827 S**  
(45) **Date of Patent:** **\*\* Jun. 30, 2020**

(54) **DISPLAY SIGN**

(71) Applicant: **Maroun Kolo**, Chicago, IL (US)

(72) Inventor: **Maroun Kolo**, Chicago, IL (US)

(73) Assignee: **Maroun Kolo**, Chicago, IL (US)

(\*\*) Term: **15 Years**

(21) Appl. No.: **29/627,591**

(22) Filed: **Nov. 28, 2017**

(51) **LOC (12) Cl.** ..... **20-02**

(52) **U.S. Cl.**

USPC ..... **D20/29**

(58) **Field of Classification Search**

USPC ..... D2/823-924, 948, 952; D10/109.1,  
D10/109.2, 113.4; D20/10, 11, 19,  
D20/22-28, 40, 99; D26/31; 40/368,  
40/446, 452, 453, 488, 538, 541, 542,  
40/545-548, 563, 564, 568, 570-574,  
40/582, 584, 594, 596, 600, 605, 615,  
40/617, 618, 624; 362/217, 551, 559,  
362/562, 565, 806, 811, 812; D6/316,  
D6/328, 552, 672-674.1, 677, 681, 682.1;  
D11/30, 48, 81, 99, 133, 157, 201, 238  
CPC ..... G09F 7/16; G09F 2007/122; G09F 13/00;  
G09F 13/04; G09F 13/06; G09F 13/18;  
G09F 13/22; G09F 13/24; G09F 13/26;  
G09F 2013/1895; G09F 15/00

See application file for complete search history.

(56) **References Cited**

U.S. PATENT DOCUMENTS

D545,540	S	*	7/2007	Matis	.....	D2/923
D708,823	S	*	7/2014	Katz	.....	D2/916
D816,976	S	*	5/2018	Small	.....	D2/973
D825,900	S	*	8/2018	Maier	.....	D2/923
D866,947	S	*	11/2019	Fusco	.....	D2/973
2011/0010965	A1	*	1/2011	Shepherd	.....	A43B 5/00
						36/114
2016/0150848	A1	*	6/2016	Tang	.....	A43B 3/0005
						362/555

\* cited by examiner

*Primary Examiner* — Cathron C Brooks

*Assistant Examiner* — Christian P. McLean

(74) *Attorney, Agent, or Firm* — Evan Law Group LLC

(57) **CLAIM**

The ornamental design for a display sign, as shown and described.

**DESCRIPTION**

FIG. 1 is a front, top, and left side perspective view of a display sign, showing my design;

FIG. 2 is a front elevational view thereof;

FIG. 3 is a right side elevational view thereof;

FIG. 4 is a left side elevational view thereof;

FIG. 5 is a back elevational view thereof;

FIG. 6 is a top plan view thereof; and,

FIG. 7 is a bottom plan view thereof.

The broken lines illustrate portions of the display sign that form no part of the claimed design.

**1 Claim, 7 Drawing Sheets**

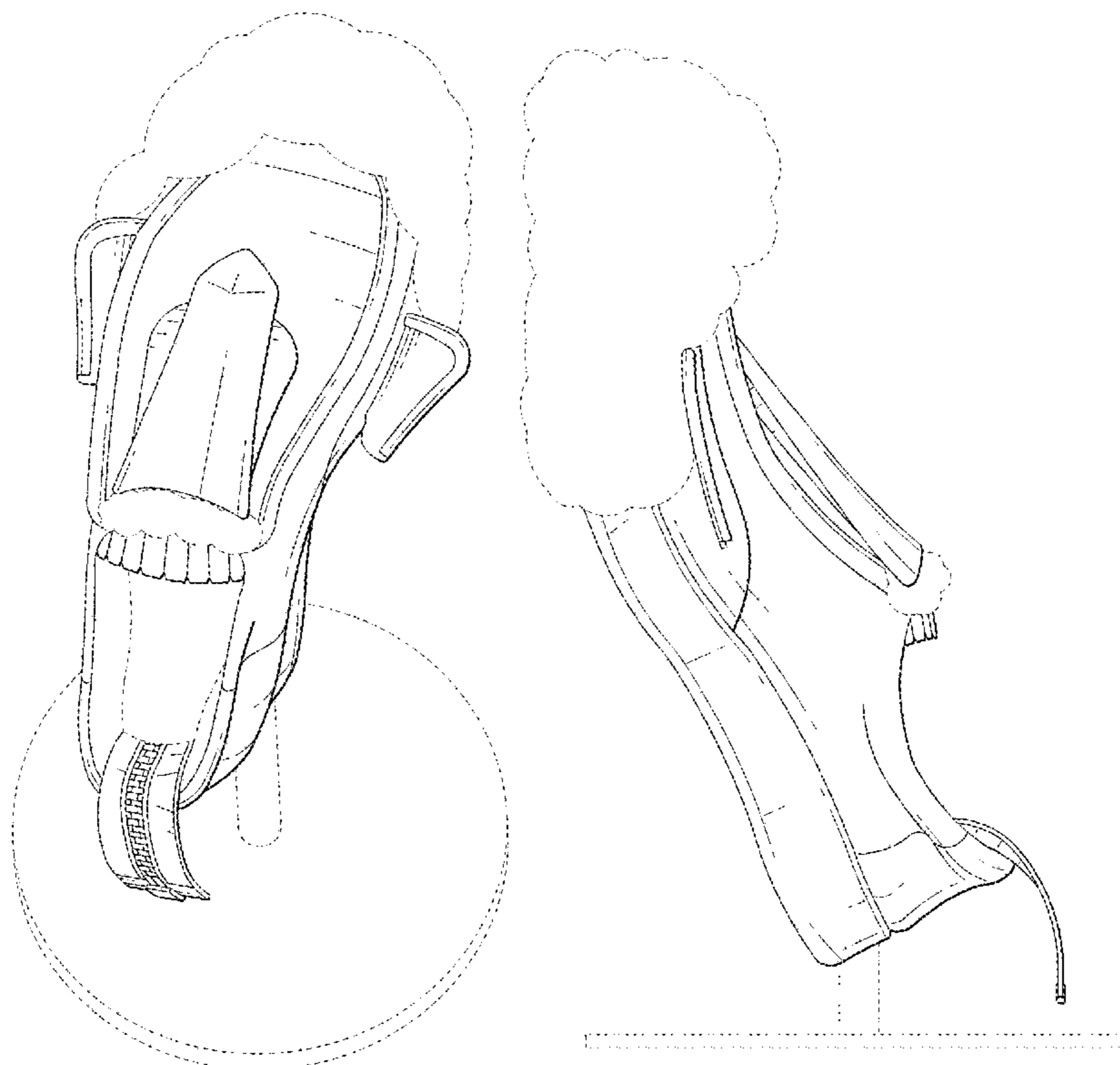


FIG. 1

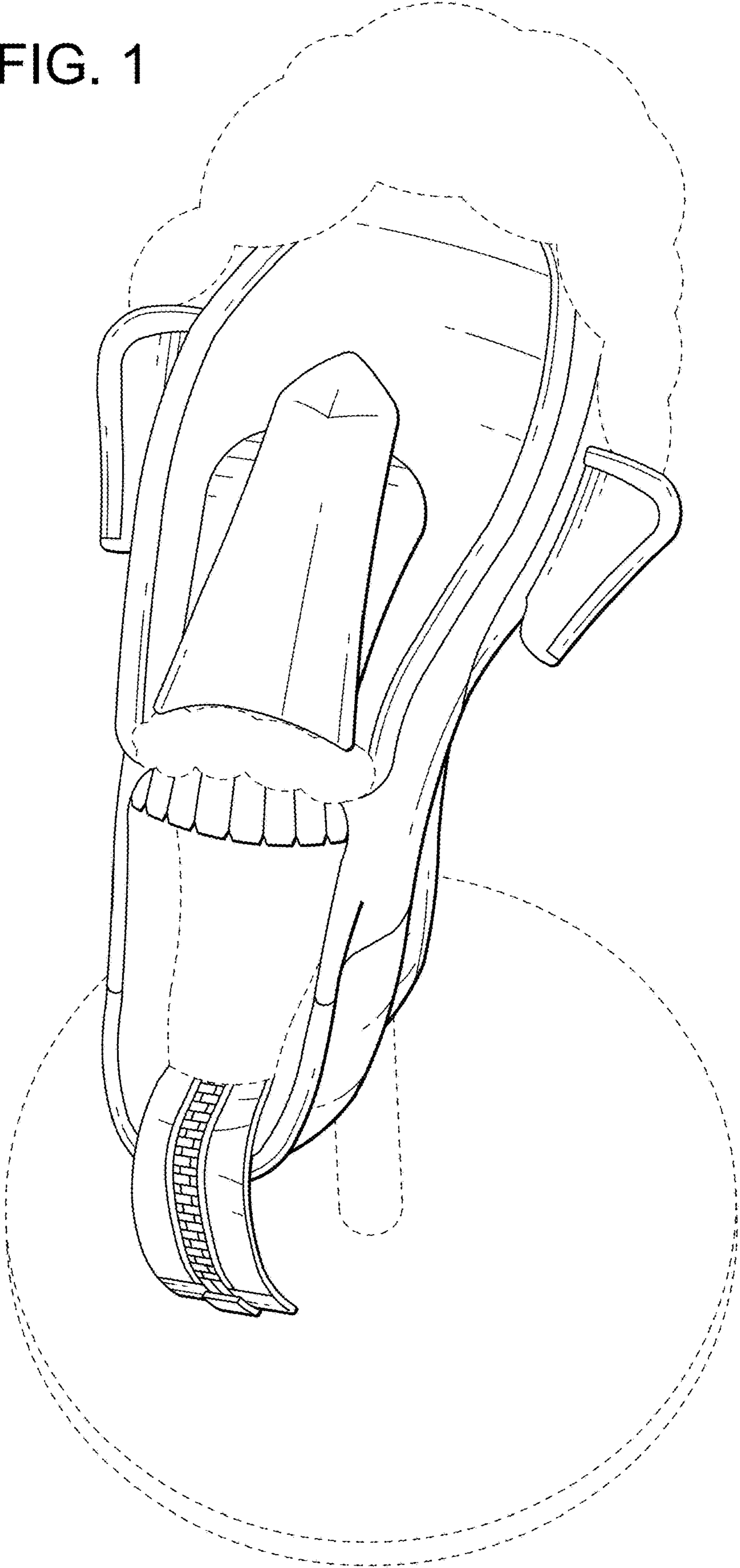


FIG. 2

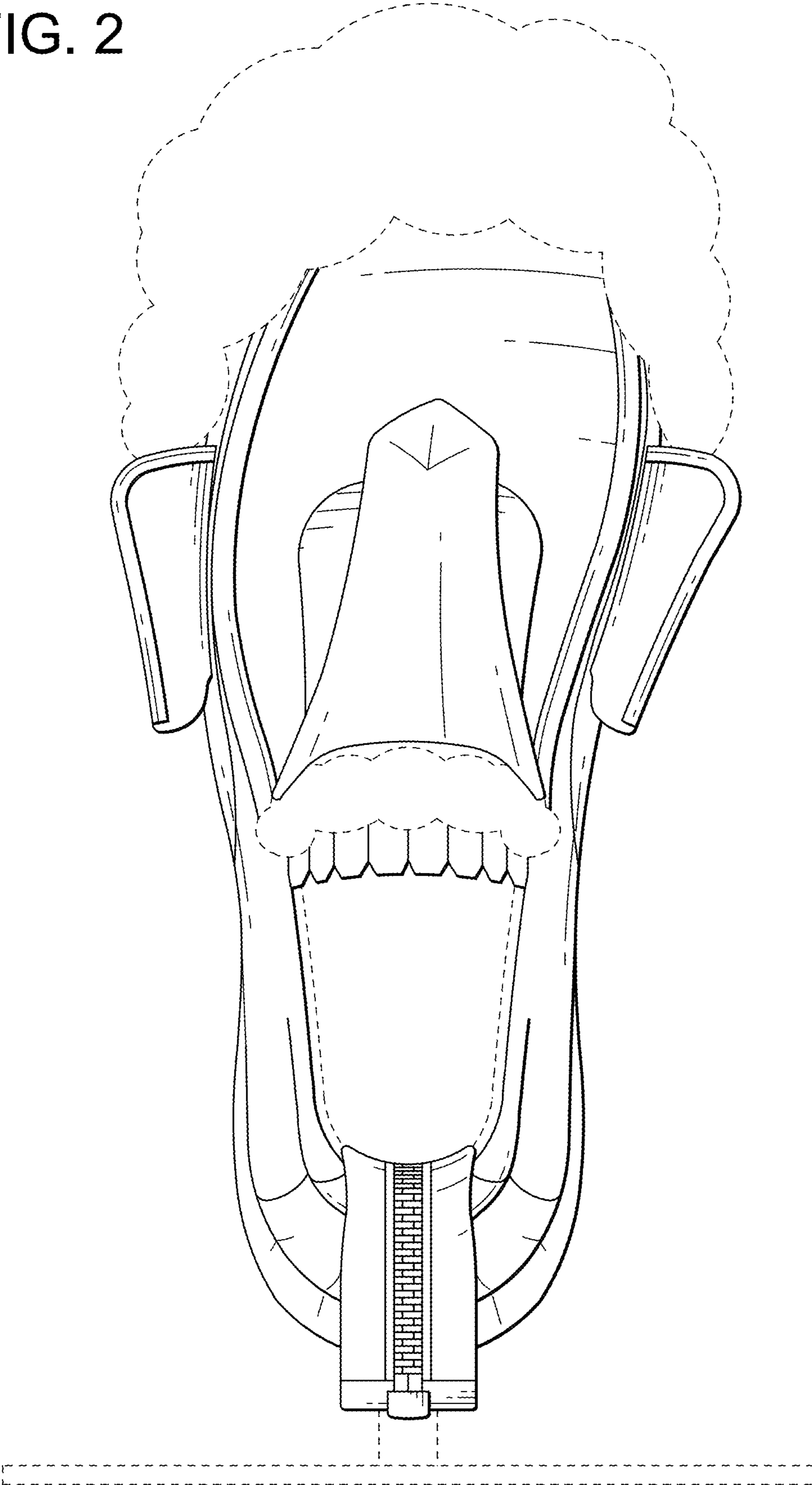


FIG. 3

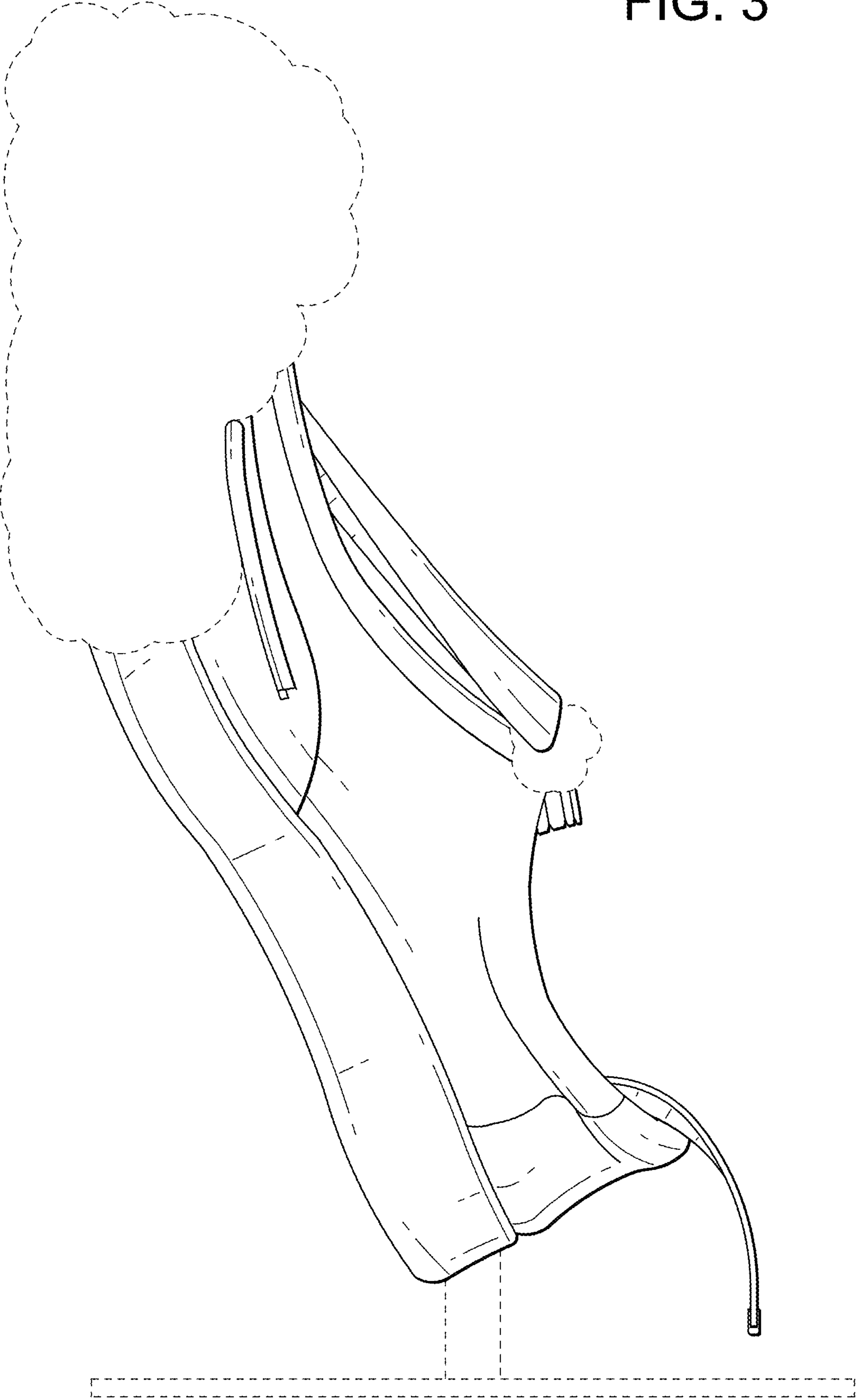


FIG. 4

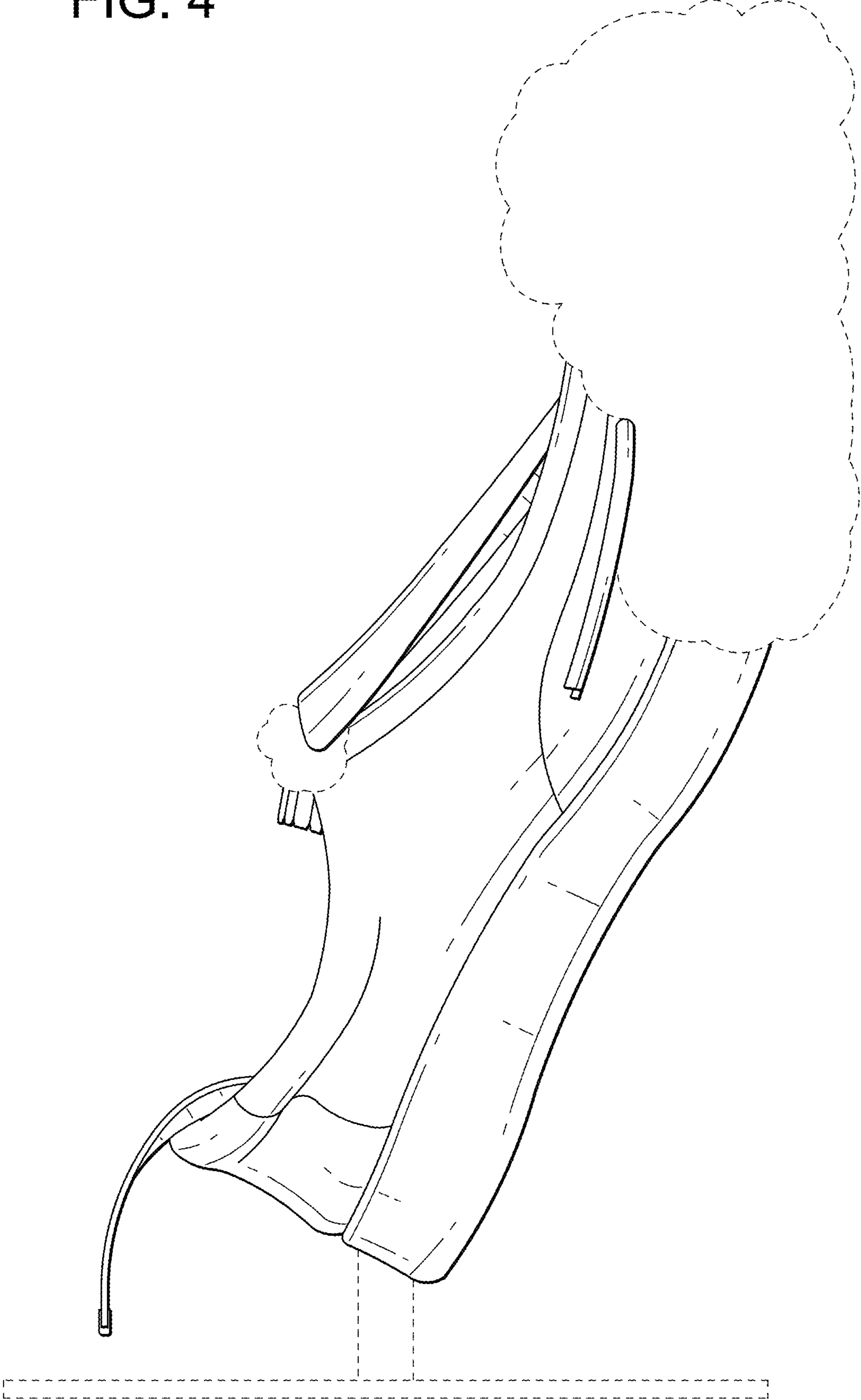




FIG. 5

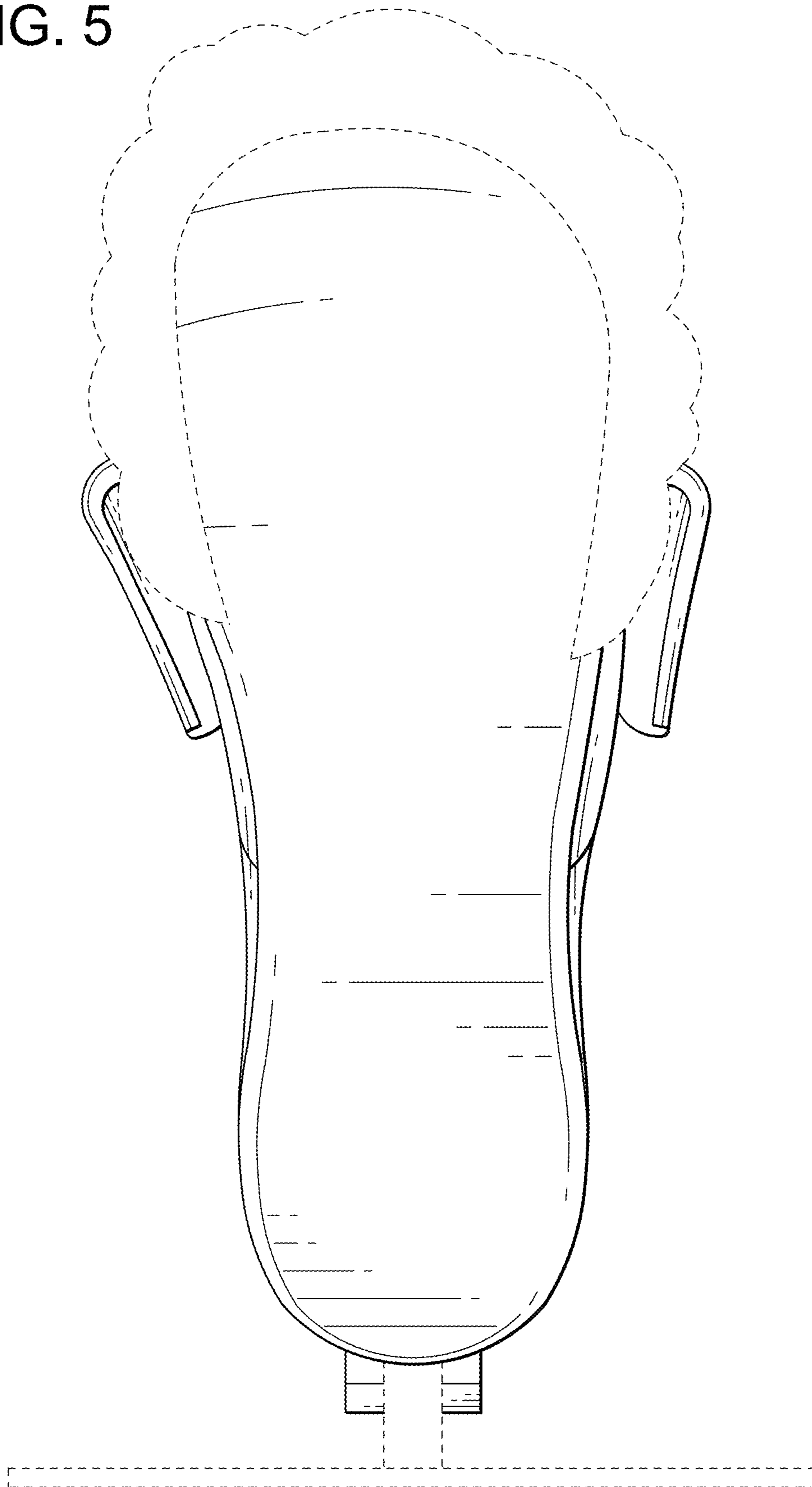


FIG. 6

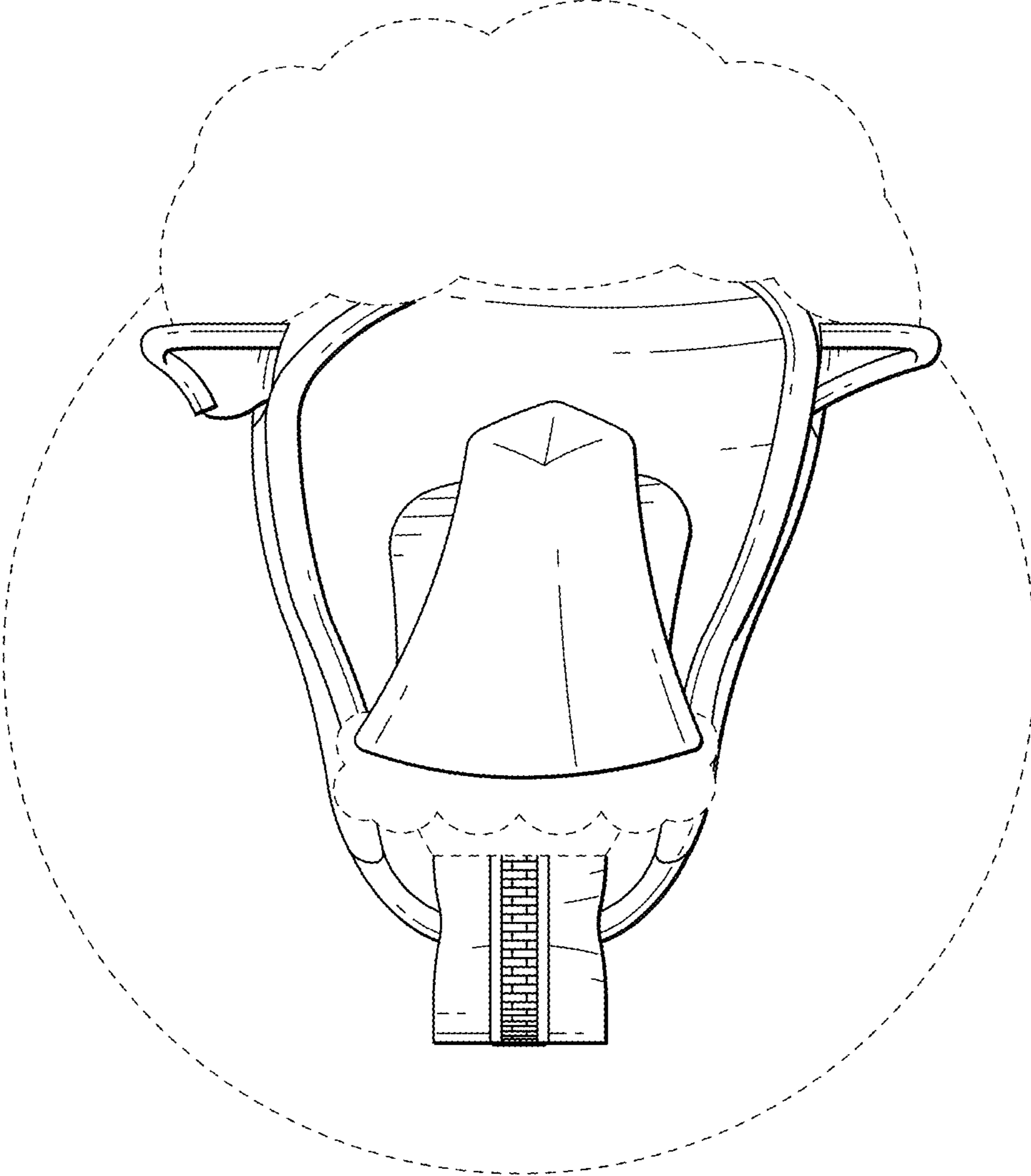


FIG. 7

