



US00D888824S

(12) **United States Design Patent**  
**Ding**

(10) **Patent No.:** **US D888,824 S**

(45) **Date of Patent:** **\*\* Jun. 30, 2020**

- (54) **PEN**
- (71) Applicant: **Hub Pen Company, LLC**, Braintree, MA (US)
- (72) Inventor: **Minjie (Ben) Ding**, Fenshui Town (CN)
- (73) Assignee: **Hub Pen Company, LLC**, Braintree, MA (US)
- (\*\*) Term: **15 Years**
- (21) Appl. No.: **29/635,674**
- (22) Filed: **Feb. 1, 2018**
- (51) **LOC (12) Cl.** ..... **19-06**
- (52) **U.S. Cl.**  
USPC ..... **D19/172; D19/916**
- (58) **Field of Classification Search**  
USPC ..... **D19/115-204; D14/411**  
CPC . **B43K 5/005; B43K 7/12; B43K 8/04; B43K 8/06; B43K 19/00; B43K 19/02; B43K 19/14; B43K 21/006; B43K 21/06**  
See application file for complete search history.

D445,455 S *	7/2001	Saito .....	D19/179
D451,142 S *	11/2001	Saito .....	D19/179
D455,458 S *	4/2002	Izushima .....	D19/174
D477,363 S *	7/2003	Baudino .....	D19/174
D485,574 S *	1/2004	Keil .....	D19/175
D489,092 S *	4/2004	Izushima .....	D19/197
D537,879 S *	3/2007	O'Hern .....	D19/186
D562,389 S *	2/2008	Ikeda .....	D19/172
D580,491 S *	11/2008	Fei .....	D19/171
D590,879 S *	4/2009	Yu .....	D19/168
D595,353 S *	6/2009	Li .....	D19/174
D626,597 S *	11/2010	Casciotti .....	D19/201
D631,913 S *	2/2011	Li .....	D19/174
D641,408 S *	7/2011	Zhang .....	D19/172
D651,241 S *	12/2011	Liang .....	D19/172
D651,244 S *	12/2011	Yuan .....	D19/172
D651,245 S *	12/2011	Yuan .....	D19/172
D656,193 S *	3/2012	Yuan .....	D19/172

(Continued)

*Primary Examiner* — Elizabeth A. Albert  
(74) *Attorney, Agent, or Firm* — McInnes & McLane, LLP; Jodi-Ann McLane

(57) **CLAIM**

The ornamental design for a pen, as shown and described.

**DESCRIPTION**

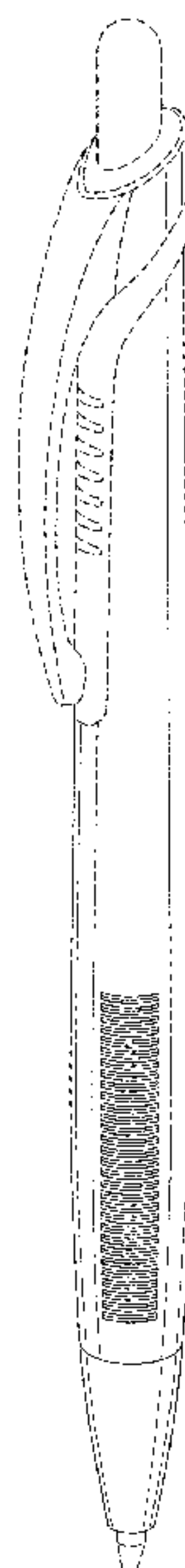
FIG. 1 is a perspective view of an embodiment of a pen showing my new design;  
FIG. 2 is a front elevational view of the pen of FIG. 1;  
FIG. 3 is a rear elevational view of the pen of FIG. 1;  
FIG. 4 is a left-side elevational view of the pen of FIG. 1;  
FIG. 5 is a right-side elevational view of the pen of FIG. 1;  
FIG. 6 is a top plan view of the pen of FIG. 1; and,  
FIG. 7 is a bottom plan view of the pen of FIG. 1.  
The broken lines in FIGS. 1 to 7 are included to show portions of the pen that form no part of the claimed design.

**1 Claim, 4 Drawing Sheets**

(56) **References Cited**

U.S. PATENT DOCUMENTS

D355,673 S *	2/1995	Takahashi .....	D19/174
D378,601 S *	3/1997	Sakuno .....	401/6
D394,455 S *	5/1998	Izushima .....	D19/174
D408,057 S *	4/1999	Izushima .....	D19/174
D414,807 S *	10/1999	Baudino .....	D19/199
D417,891 S *	12/1999	Izushima .....	D19/174
D423,577 S *	4/2000	Baudino .....	D19/174
D430,207 S *	8/2000	Izushima .....	D19/174
6,203,225 B1 *	3/2001	Baudino .....	B43K 23/008 401/6
D440,605 S *	4/2001	Izushima .....	D19/203
D445,132 S *	7/2001	Saito .....	D19/199



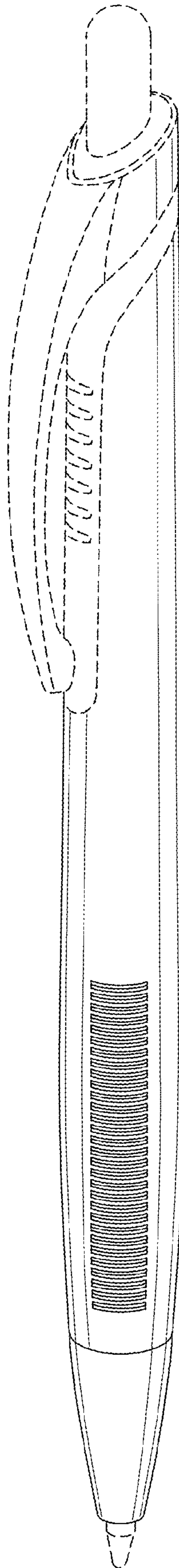
(56)

**References Cited**

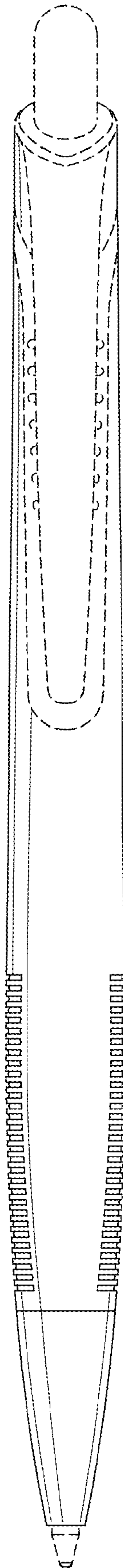
U.S. PATENT DOCUMENTS

D663,301 S *	7/2012	Lien .....	D14/411
D664,197 S *	7/2012	Casciotti .....	D19/201
D665,025 S *	8/2012	Li .....	D19/172
D672,813 S *	12/2012	Zhang .....	D19/172
D679,326 S *	4/2013	Li .....	D19/172
D685,428 S *	7/2013	Li .....	D19/187
D692,484 S *	10/2013	Laemle .....	D19/172
D762,776 S *	8/2016	Laemle .....	D19/199
D763,961 S *	8/2016	Zhang .....	D19/172
D815,686 S *	4/2018	Nakata .....	D19/172
D829,282 S *	9/2018	Keda .....	D19/199


\* cited by examiner




**FIG. 1**




**FIG. 2**



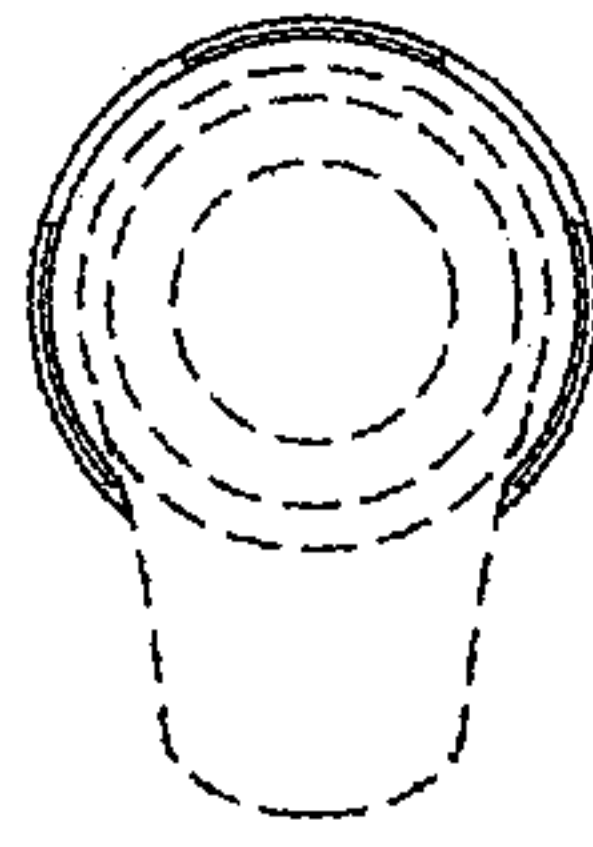
**FIG. 3**



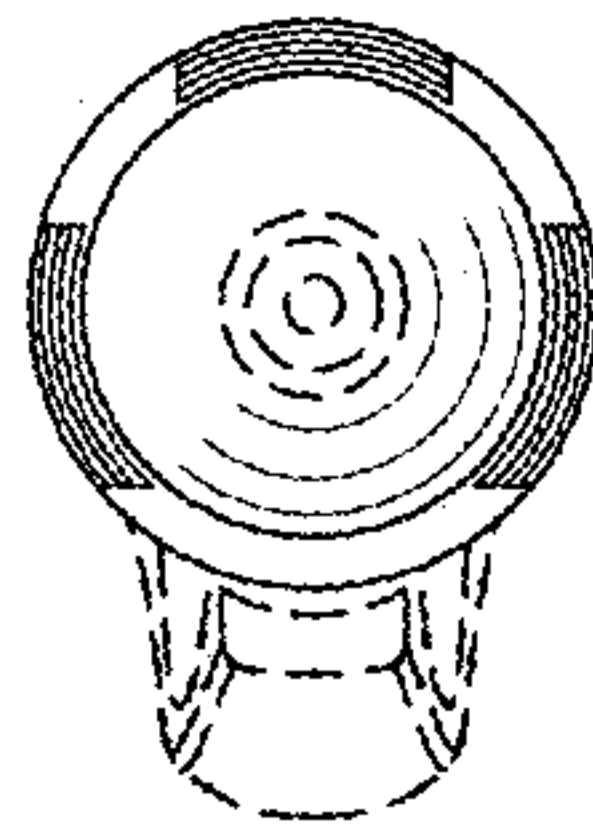
**FIG. 4**



**FIG. 5**



***FIG. 6***



***FIG. 7***