



US00D888778S

(12) **United States Design Patent**
Lazarov

(10) **Patent No.:** **US D888,778 S**

(45) **Date of Patent:** **** Jun. 30, 2020**

- (54) **LAWN SEED SPIKE**
- (71) Applicant: **Ross Lazarov**, Prior Lake, MN (US)
- (72) Inventor: **Ross Lazarov**, Prior Lake, MN (US)
- (**) Term: **15 Years**
- (21) Appl. No.: **29/679,439**
- (22) Filed: **Feb. 6, 2019**
- (51) **LOC (12) Cl.** **15-02**
- (52) **U.S. Cl.**
USPC **D15/11; D15/21**
- (58) **Field of Classification Search**
USPC D15/10, 11, 13, 19, 17, 21, 28, 14, 15,
D15/16
CPC A01D 34/664; A01D 34/66; A01D 34/667;
A01D 34/81; A01D 34/661; A01D
34/668; A01D 61/004
See application file for complete search history.

- 6,619,413 B2 * 9/2003 Hamilton E21B 7/003
175/320
- 7,131,506 B2 * 11/2006 Hamilton E21B 10/02
175/403
- D663,323 S * 7/2012 Ortiz D15/11
- D742,929 S * 11/2015 Ortiz D15/11
- 9,249,631 B2 * 2/2016 Pantzke E21B 10/26

* cited by examiner

Primary Examiner — Mark A Goodwin
Assistant Examiner — Benjamin M Weeks
(74) *Attorney, Agent, or Firm* — Haugen Law Firm PLLP

(57) **CLAIM**

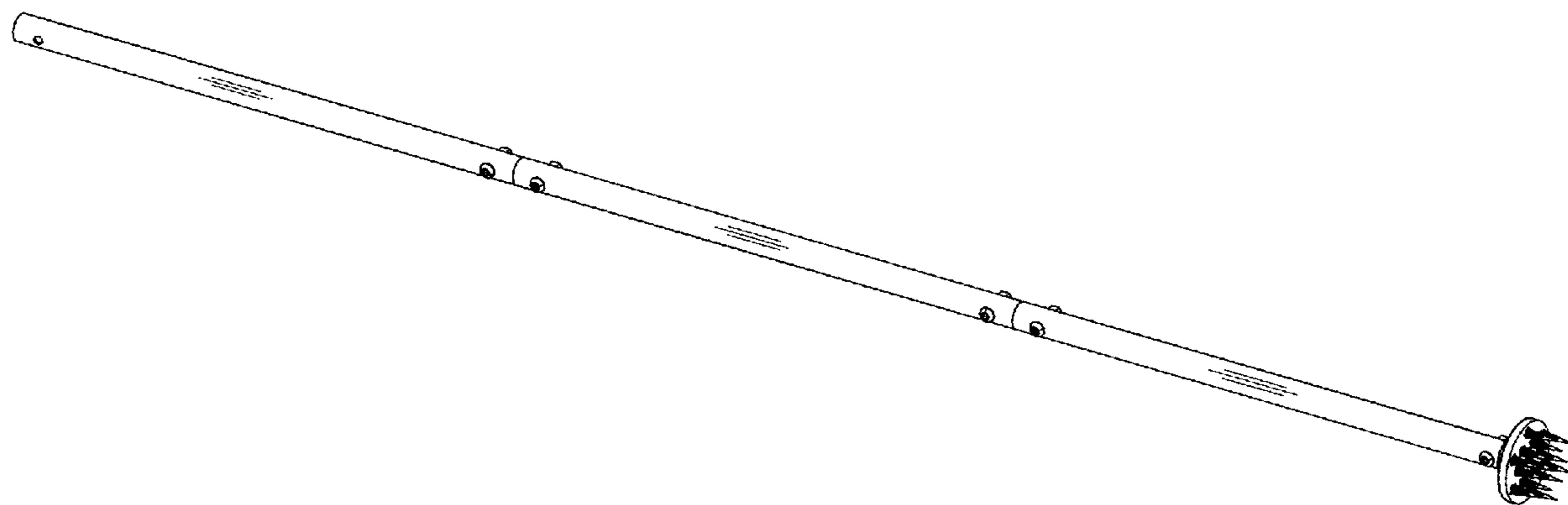
The ornamental design for a lawn seed spike, as shown and described.

DESCRIPTION

FIG. 1 is a front top perspective view of the lawn seed spike of the present invention;
FIG. 2 is a front view thereof;
FIG. 3 is a back view thereof;
FIG. 4 is an enlarged left side view thereof;
FIG. 5 is an enlarged right side view thereof;
FIG. 6 is a top view thereof;
FIG. 7 is a bottom view thereof; and,
FIG. 8 is a back bottom perspective view thereof.

1 Claim, 8 Drawing Sheets

- (56) **References Cited**
U.S. PATENT DOCUMENTS
4,598,779 A * 7/1986 Liljekvist E21B 10/56
175/426
D441,380 S * 5/2001 Hamilton D15/139
D457,535 S * 5/2002 Hamilton D15/21



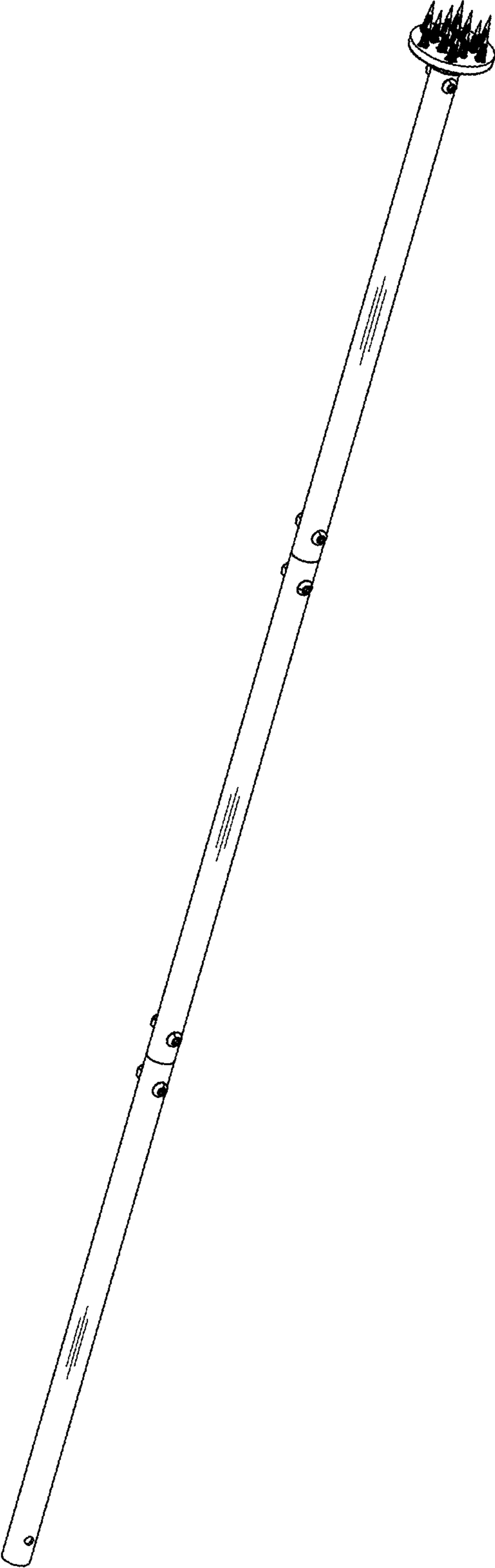


FIG. 1

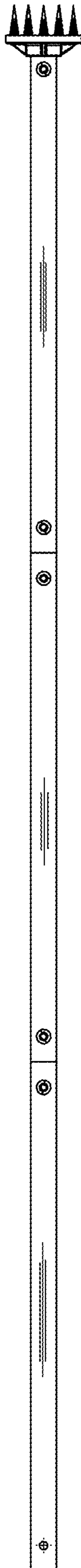


FIG. 2

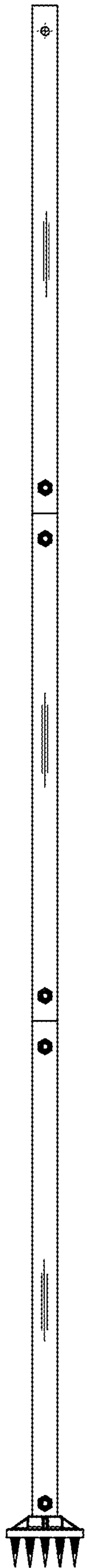


FIG. 3

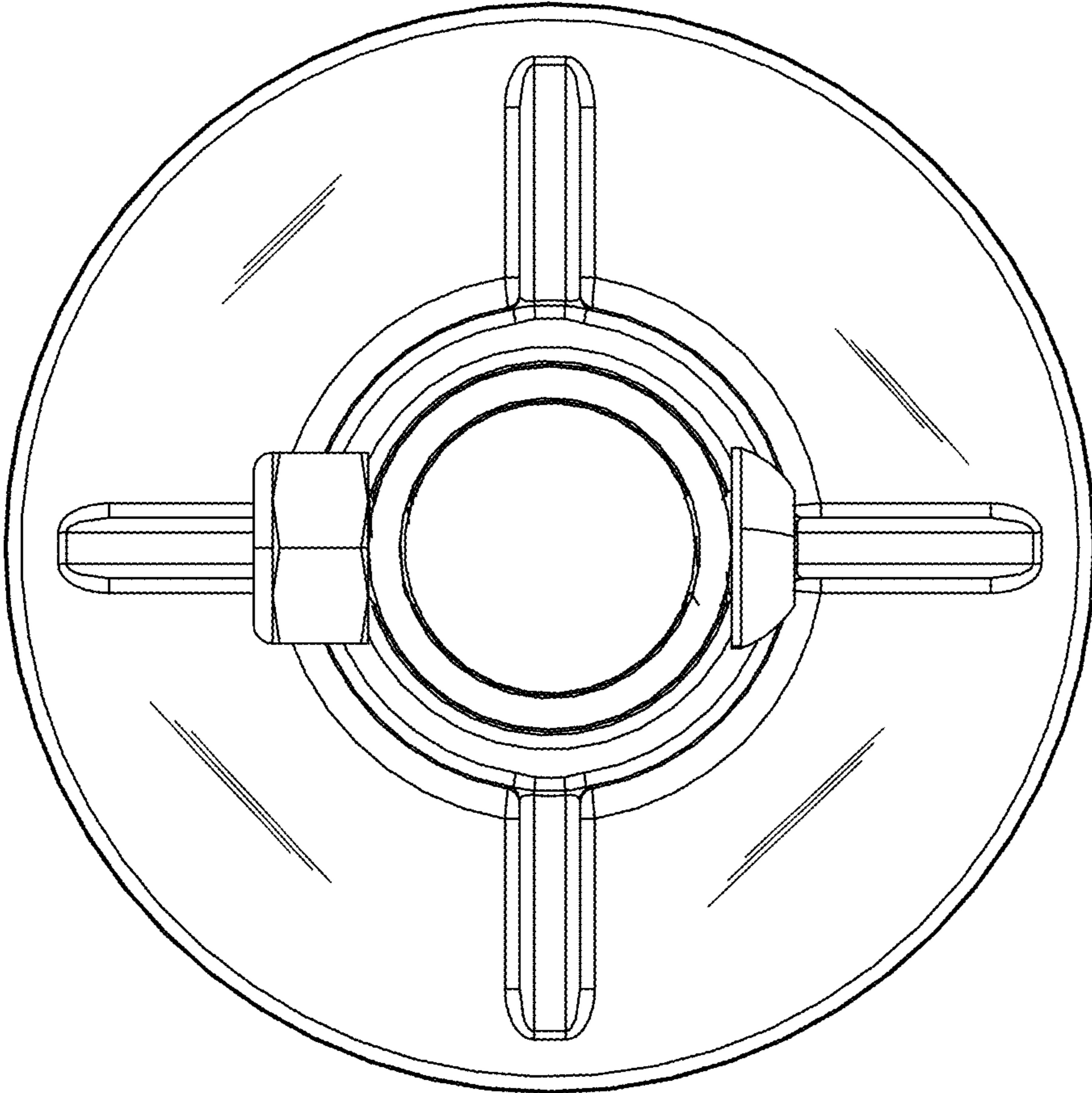


FIG. 4

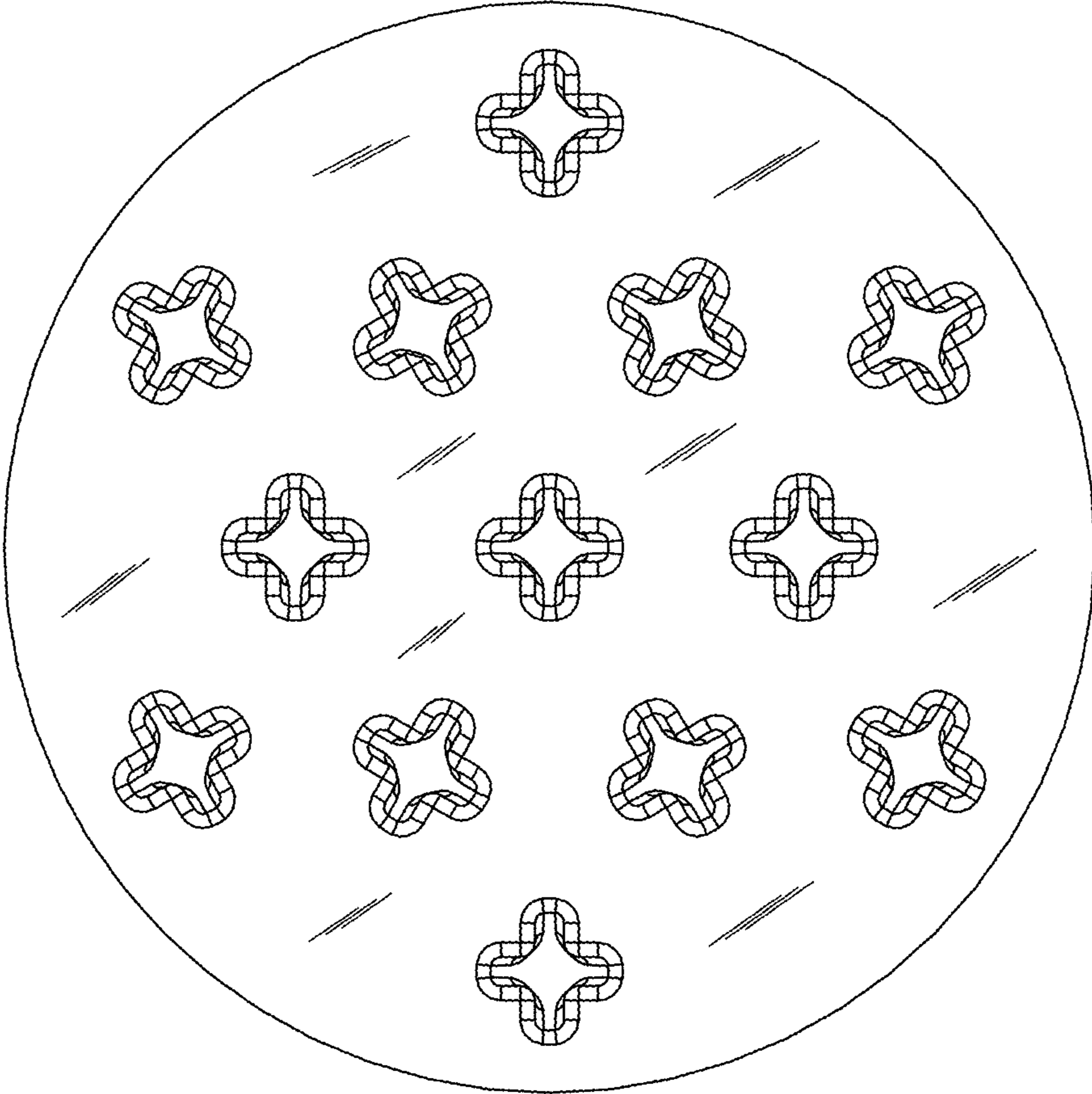


FIG. 5

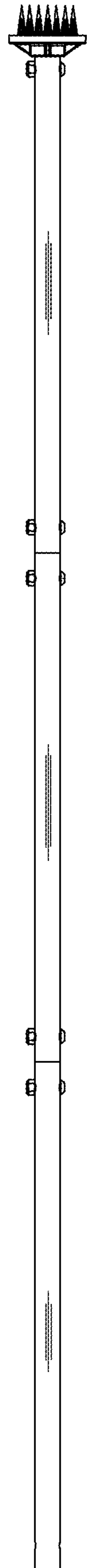


FIG. 6

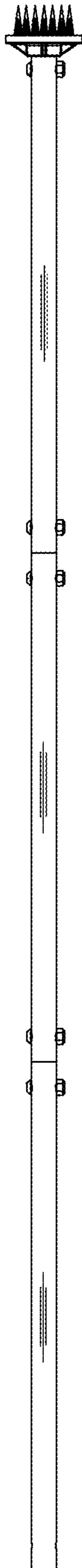


FIG. 7

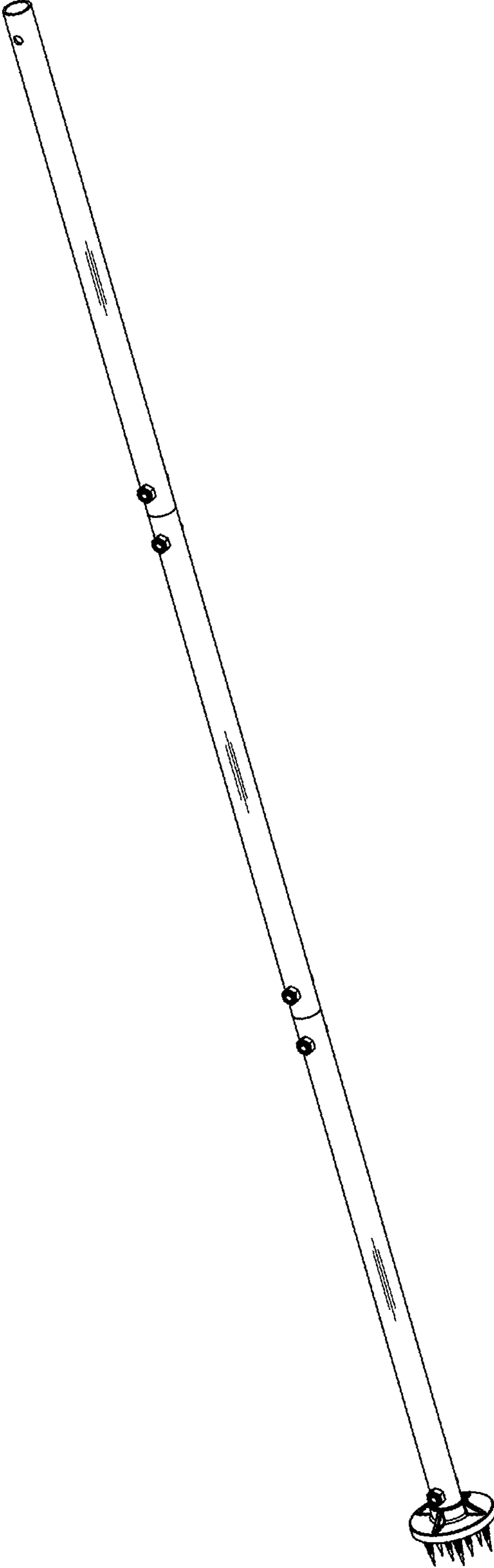


FIG. 8