



US00D888720S

(12) **United States Design Patent**
Moore

(10) **Patent No.:** **US D888,720 S**

(45) **Date of Patent:** **** Jun. 30, 2020**

(54) **IMPACT RESISTANT HOUSING FOR A SMART DEVICE**

(71) Applicant: **Cameron Moore**, Costa Mesa, CA (US)

(72) Inventor: **Cameron Moore**, Costa Mesa, CA (US)

(**) Term: **15 Years**

(21) Appl. No.: **29/660,414**

(22) Filed: **Aug. 21, 2018**

(51) **LOC (12) Cl.** **14-02**

(52) **U.S. Cl.**
USPC **D14/440**

(58) **Field of Classification Search**
USPC D14/440, 447, 250; 206/45.23, 320, 206/45.2; 361/679.55; 294/25; 224/218
CPC G06F 1/1628; G06F 1/1626; G06F 1/1669; A47B 23/044; H04B 1/3888
See application file for complete search history.

(56) **References Cited**

U.S. PATENT DOCUMENTS

D397,246 S *	8/1998	Hoofnagle	D3/201
D718,316 S *	11/2014	Veltz	D14/440
D724,594 S *	3/2015	Venida	D14/440
9,314,078 B1 *	4/2016	Haymond	A45C 11/00
D834,026 S *	11/2018	Moore	D14/440
D848,435 S *	5/2019	Moore	D14/440

D850,456 S *	6/2019	Armstrong	D14/440
D850,457 S *	6/2019	Jin	G06F 1/1626
				D14/440
D851,648 S *	6/2019	Tan	D14/440
D854,023 S *	7/2019	Yang	D14/440
D868,788 S *	12/2019	Weng	D14/440
D868,789 S *	12/2019	Weng	D14/440
2012/0193496 A1 *	8/2012	Li	F16M 11/041
				248/316.1

* cited by examiner

Primary Examiner — Cynthia R Underwood

(74) *Attorney, Agent, or Firm* — Plager Schack LLP; Mark H. Plager

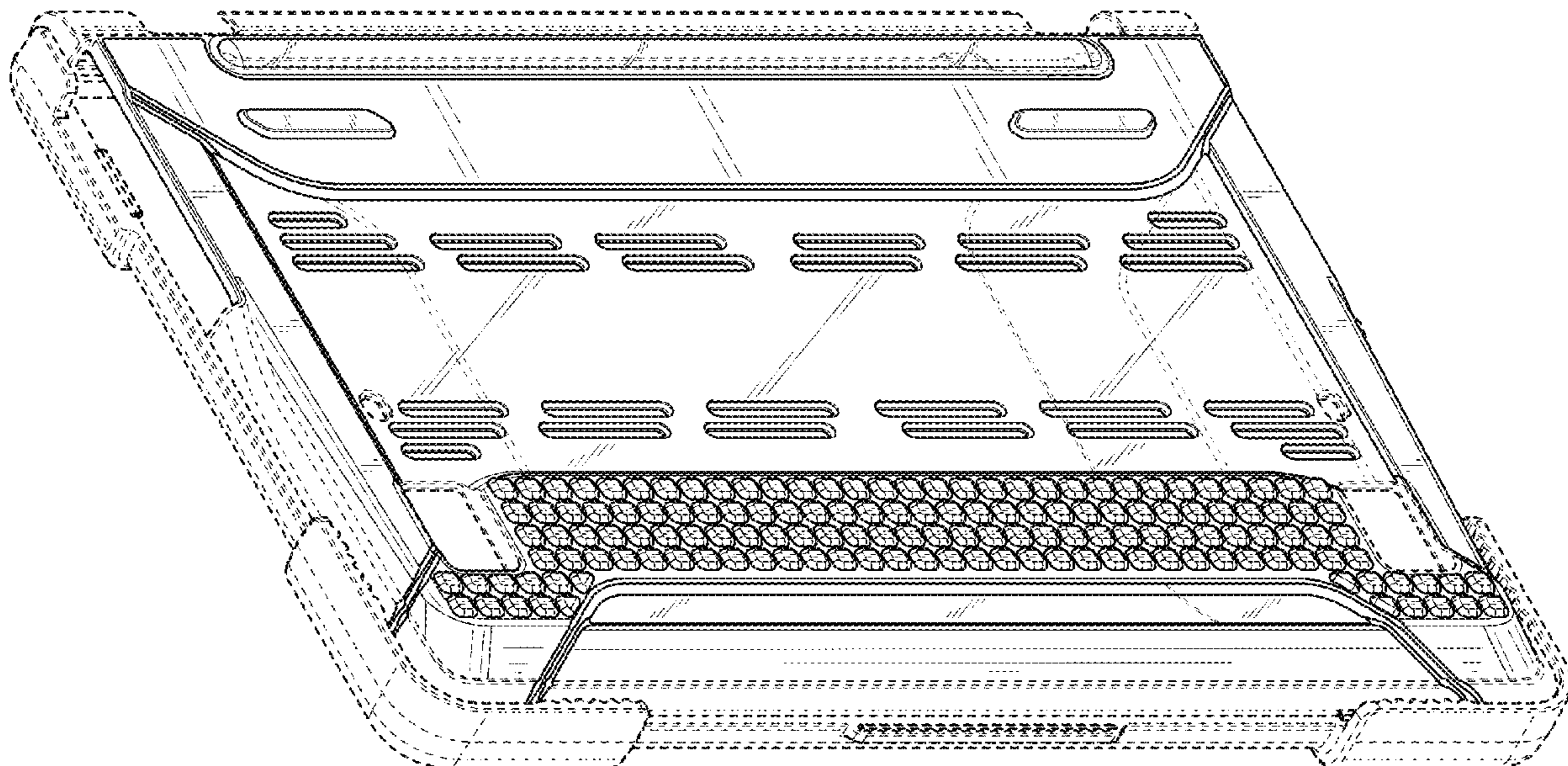
(57) **CLAIM**

The ornamental design for an impact resistant housing for a smart device, as shown and described.

DESCRIPTION

FIG. 1 is a front perspective view of the housing.
FIG. 2 is a bottom perspective view of the housing.
FIG. 3 is a top view of the housing.
FIG. 4 is a bottom view of the housing.
FIG. 5 is a left side view of the housing.
FIG. 6 is a right side view of the housing.
FIG. 7 is a front view of the housing; and,
FIG. 8 is a rear view of the housing.
In the drawings, the broken lines depict environmental subject matter only and form no part of the claimed design.

1 Claim, 6 Drawing Sheets



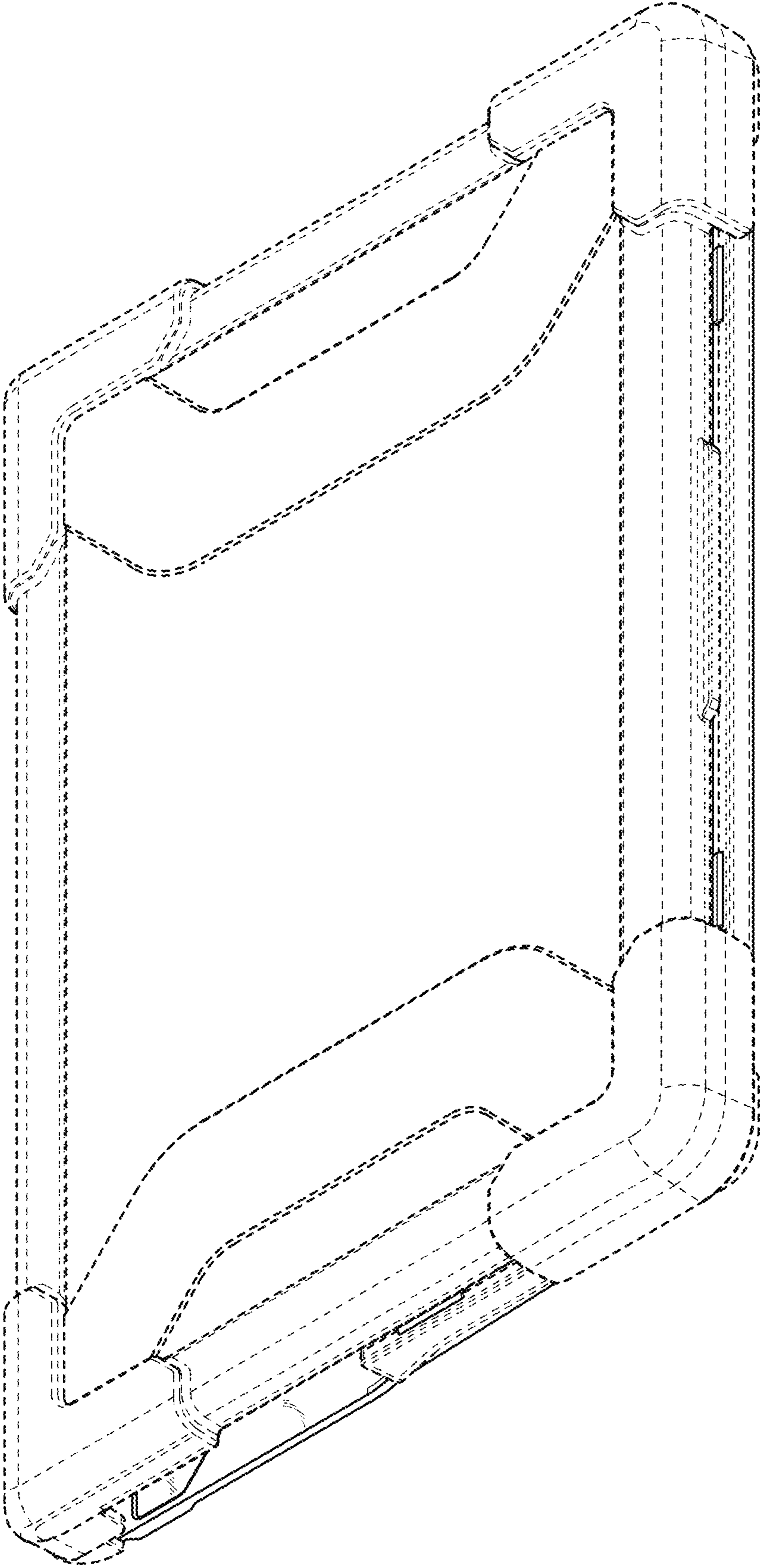


FIG. 1

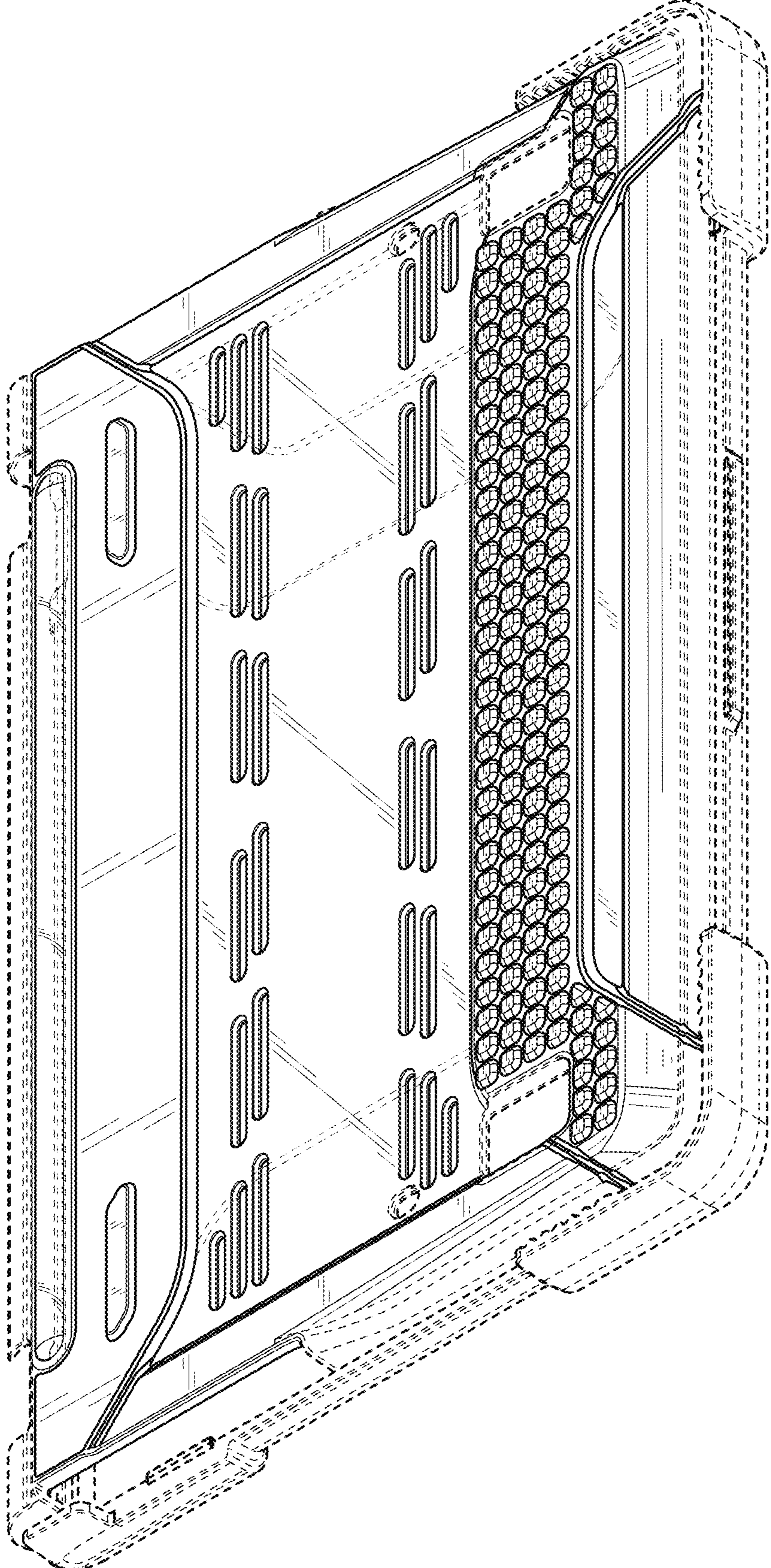


FIG. 2

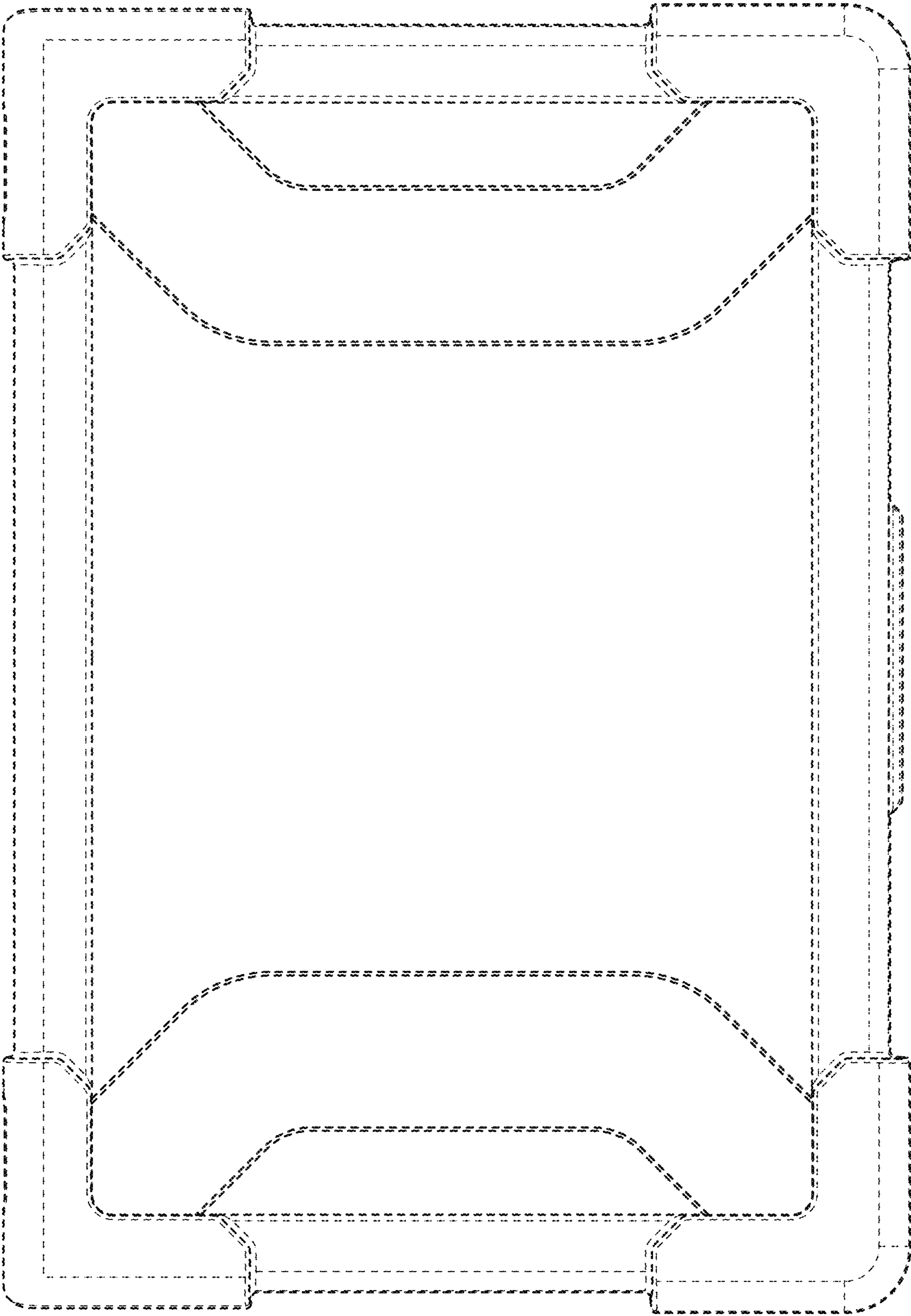


FIG. 3

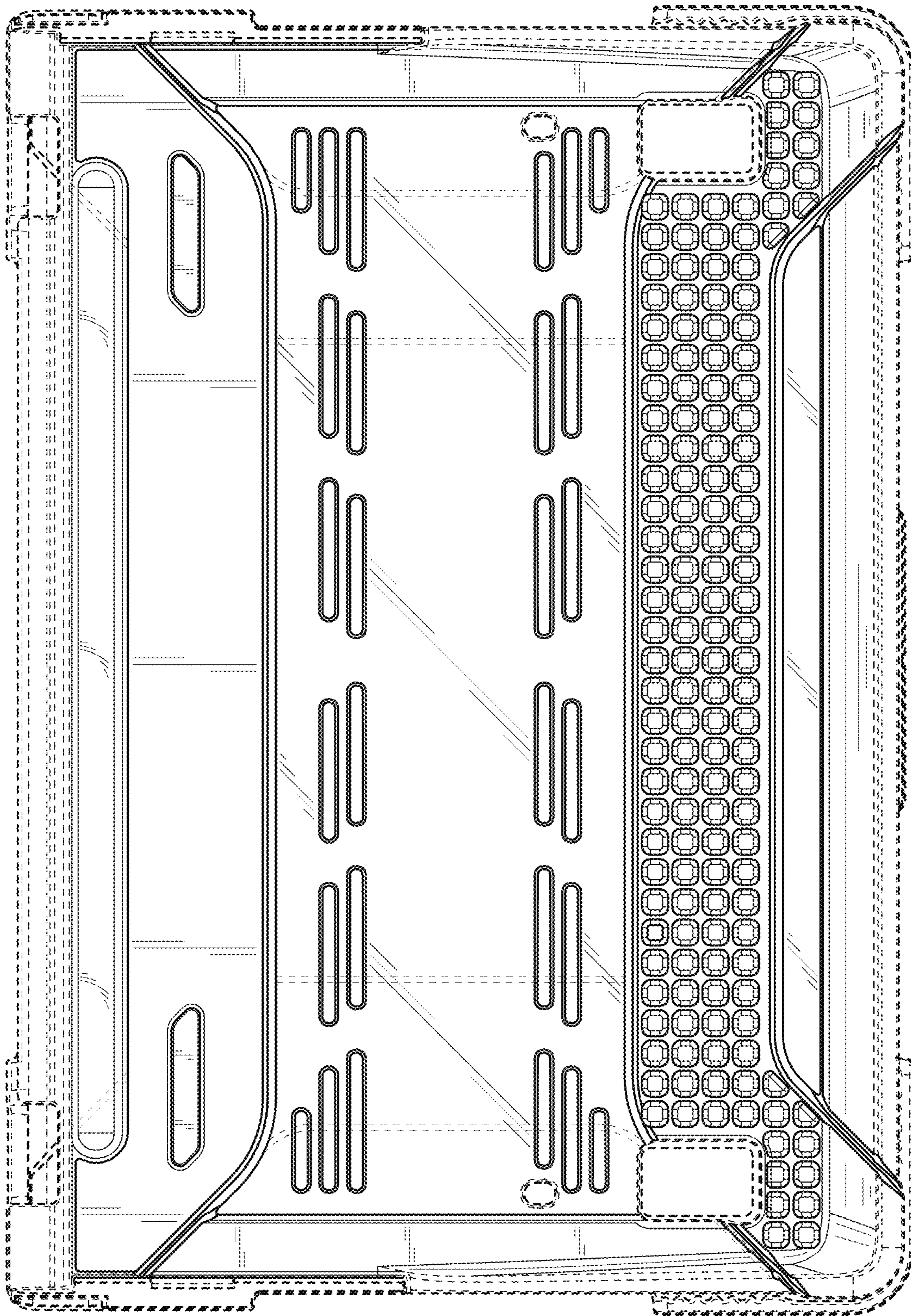


FIG. 4

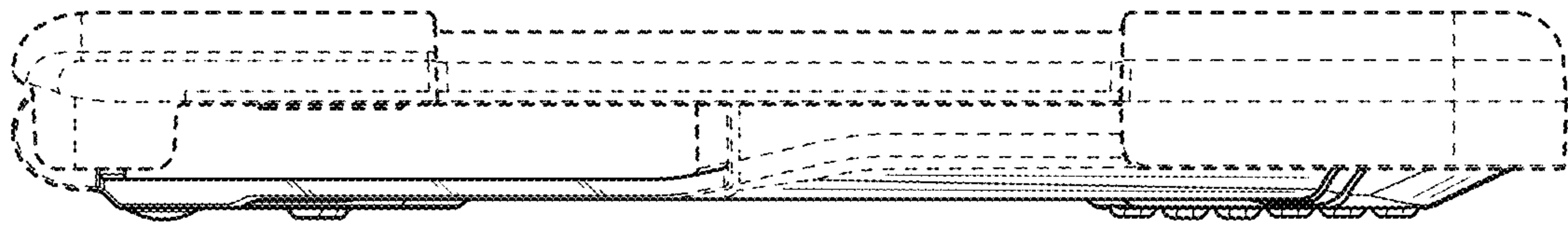


FIG. 5




FIG. 6




FIG. 7

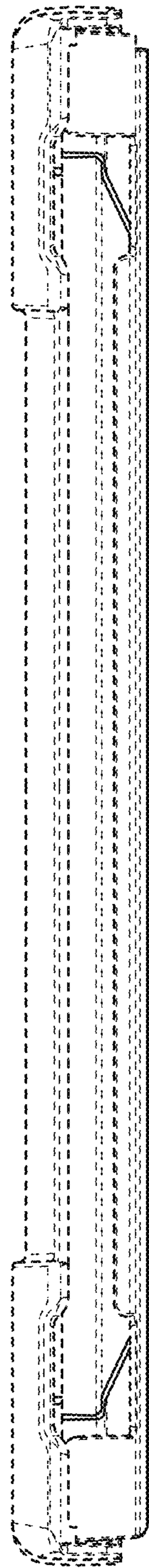


FIG. 8