



US00D888716S

(12) **United States Design Patent**  
**Furujiku et al.**

(10) **Patent No.:** **US D888,716 S**  
(45) **Date of Patent:** **\*\* Jun. 30, 2020**

(54) **DETACHABLE UNIT FOR PORTABLE  
COMPUTER**

(71) Applicant: **Panasonic Intellectual Property  
Management Co., Ltd., Osaka (JP)**

(72) Inventors: **Masaru Furujiku, Osaka (JP);  
Ryusuke Teramoto, Osaka (JP);  
Munehiro Torii, Osaka (JP); Tatsuo  
Kuromoto, Osaka (JP)**

(73) Assignee: **Panasonic Intellectual Property  
Management Co., Ltd., Osaka (JP)**

(\*\*) Term: **15 Years**

(21) Appl. No.: **29/683,122**

(22) Filed: **Mar. 11, 2019**

(30) **Foreign Application Priority Data**

Dec. 20, 2018 (JP) ..... 2018-027857

(51) **LOC (12) Cl.** ..... **14-02**

(52) **U.S. Cl.**  
USPC ..... **D14/432**

(58) **Field of Classification Search**  
USPC ..... D14/300–302, 308–313, 314, 348,  
D14/353–355, 432, 439–446, 240;  
361/679.02, 679.31, 679.5, 690, 694,  
361/679.23, 801, 802; 312/332.1, 334.1;  
D13/162; D10/50  
CPC .... B65H 1/00; B65H 1/266; B65H 2402/441;  
B65H 2405/311; B65H 2405/313  
See application file for complete search history.

(56) **References Cited**

**U.S. PATENT DOCUMENTS**

D308,671 S \* 6/1990 Aderman ..... D14/445  
D556,204 S \* 11/2007 Tosh ..... D14/439

D565,573 S \* 4/2008 Alo ..... D14/435  
D584,224 S 1/2009 Mori et al.  
D742,887 S \* 11/2015 Ignomirello ..... D14/432  
D743,404 S \* 11/2015 Ignomirello ..... D14/432  
D754,665 S \* 4/2016 Zhang ..... D14/432  
D783,623 S \* 4/2017 Crisp ..... D14/432  
D795,877 S \* 8/2017 Barron ..... D14/432  
D870,731 S \* 12/2019 Kuo ..... D14/420  
D870,732 S \* 12/2019 Chen ..... D14/420  
D871,414 S \* 12/2019 Fidler ..... D14/439  
D877,636 S \* 3/2020 Haag ..... D10/98  
2007/0087586 A1\* 4/2007 Karamooz ..... H01R 43/205  
439/65

\* cited by examiner

*Primary Examiner* — Austin Murphy

(74) *Attorney, Agent, or Firm* — Panasonic IP  
Management; Kerry S. Culpepper

(57) **CLAIM**

We claim the ornamental design for a detachable unit for portable computer, as shown and described.

**DESCRIPTION**

FIG. 1 is a front perspective view of a detachable unit for portable computer of the present invention;  
FIG. 2 is a front view thereof;  
FIG. 3 is a rear view thereof;  
FIG. 4 is a first side view thereof;  
FIG. 5 is a second side view thereof;  
FIG. 6 is a top view thereof; and,  
FIG. 7 is a bottom view thereof.

The broken lines shown represent unclaimed subject matter and form no part of the claimed design. Additionally, the unevenly broken lines in the drawings define the limits of the claimed design.

**1 Claim, 7 Drawing Sheets**

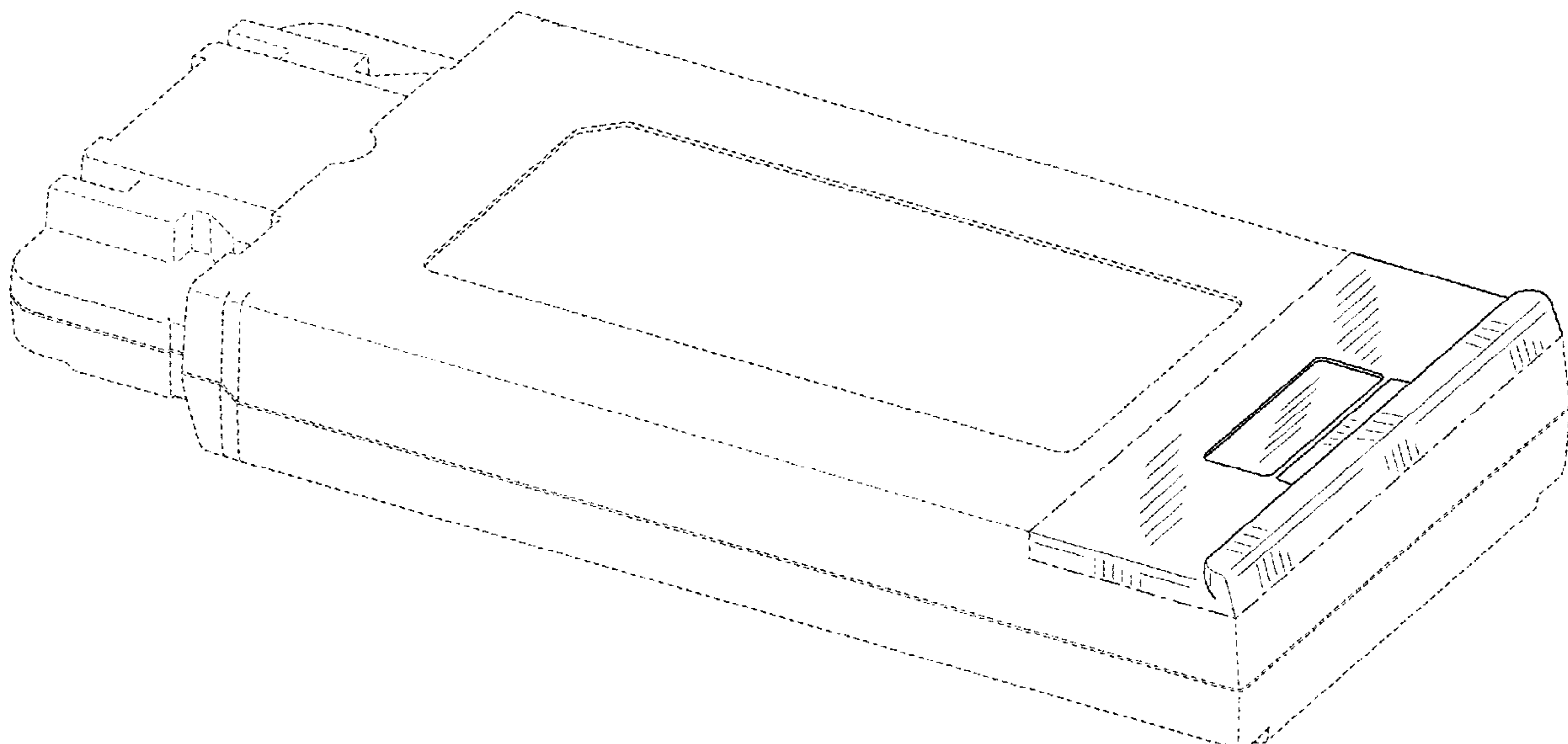


FIG. 1

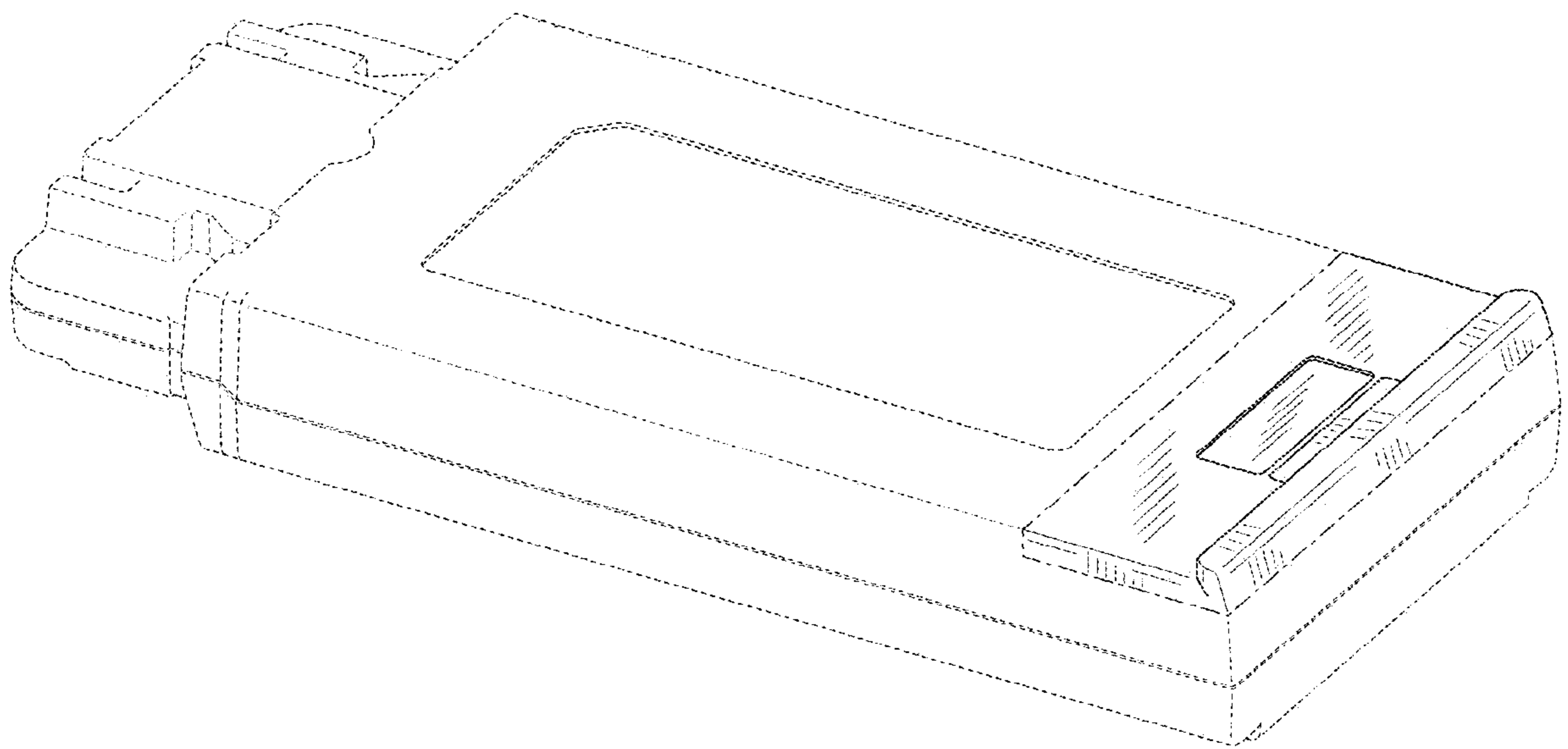


FIG. 2




FIG. 3




FIG. 4

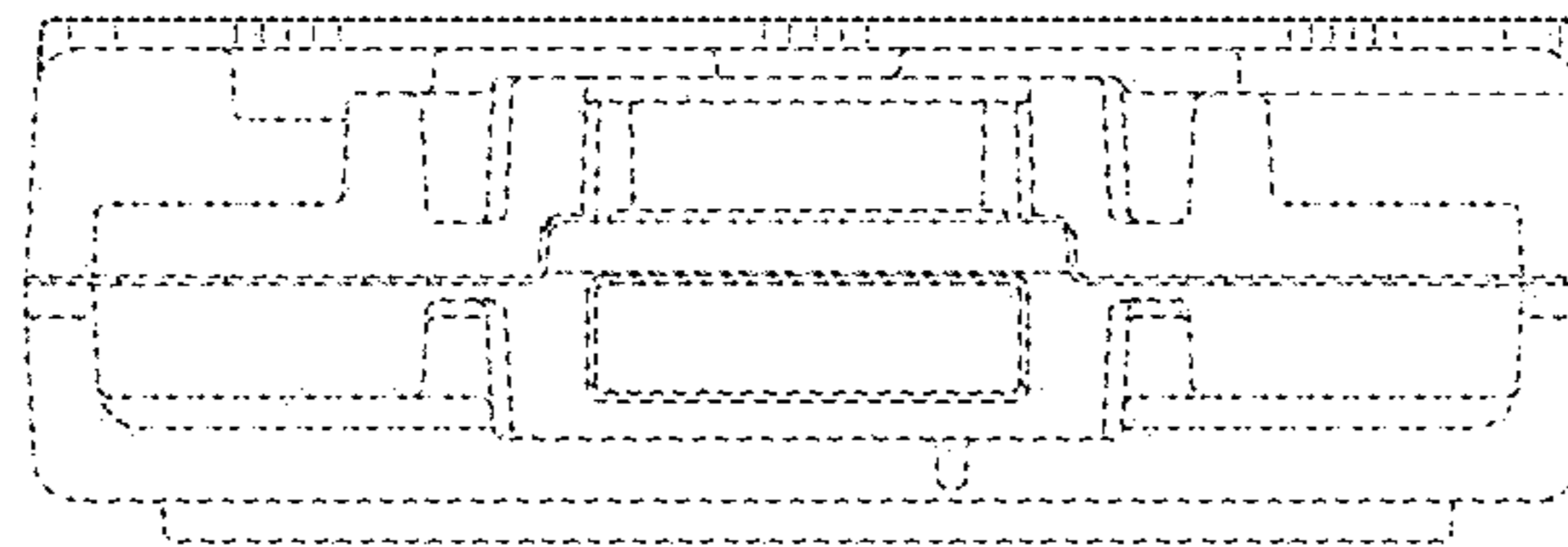


FIG. 5




FIG. 6




FIG. 7

