



(12) **United States Design Patent**
Liu

(10) **Patent No.:** **US D888,691 S**
(45) **Date of Patent:** **** Jun. 30, 2020**

(54) **EARPHONE**

(71) Applicant: **Shenzhen Shengliansheng Technology Co., Ltd.**, Futian District, Shenzhen (CN)

(72) Inventor: **Huanjie Liu**, Shenzhen (CN)

(**) Term: **15 Years**

(21) Appl. No.: **29/728,005**

(22) Filed: **Mar. 16, 2020**

(30) **Foreign Application Priority Data**

Jan. 3, 2020 (CN) 2020 3 0003087

(51) **LOC (12) Cl.** **14-01**

(52) **U.S. Cl.**
USPC **D14/223**

(58) **Field of Classification Search**
USPC D14/223, 205; D24/174; 128/864;
381/322, 328, 370, 380, 381; 455/90, 3,
455/575.1, 569.1
CPC H04R 1/10; H04R 25/00; H04R 1/1066;
H04R 1/1016; H04R 5/033; H04R
5/0335; H04R 1/1058; H04R 1/1041;
H04R 1/105; H04R 1/1083
See application file for complete search history.

(56) **References Cited**

U.S. PATENT DOCUMENTS

D457,514 S	*	5/2002	Marion	D14/223
D487,077 S	*	2/2004	Obata	D14/223
D499,397 S	*	12/2004	Hlas	D14/223
D514,551 S	*	2/2006	Lee	D14/205
D554,109 S	*	10/2007	Ledbetter	D14/223
D565,022 S	*	3/2008	Belliveau	D14/205
D572,703 S	*	7/2008	Ledbetter	D14/205
D583,804 S	*	12/2008	Mahler	D14/223
D632,677 S	*	2/2011	Brown	D14/223

D634,306 S	*	3/2011	Pedersen	D14/223
D641,008 S	*	7/2011	Lee	D14/223
D641,737 S	*	7/2011	Krauss	D14/205
D641,738 S	*	7/2011	Perez	D14/223
D643,417 S	*	8/2011	Lee	D14/223
D653,235 S	*	1/2012	McManigal	D14/205
D656,481 S	*	3/2012	McManigal	D14/205
D658,157 S	*	4/2012	McManigal	D14/205
D666,996 S	*	9/2012	Hardi	D14/223
D684,950 S	*	6/2013	Schaal	D14/205
D684,953 S	*	6/2013	Schaal	D14/205
D686,191 S	*	7/2013	Schaal	D14/205
D689,471 S	*	9/2013	Hardi	D14/223
D694,220 S	*	11/2013	Lee	D14/223

(Continued)

FOREIGN PATENT DOCUMENTS

EM	006952644-0001	*	9/2019
EM	007694153-0001	*	2/2020

(Continued)

Primary Examiner — Paula Allen Greene
(74) *Attorney, Agent, or Firm* — ZANIP

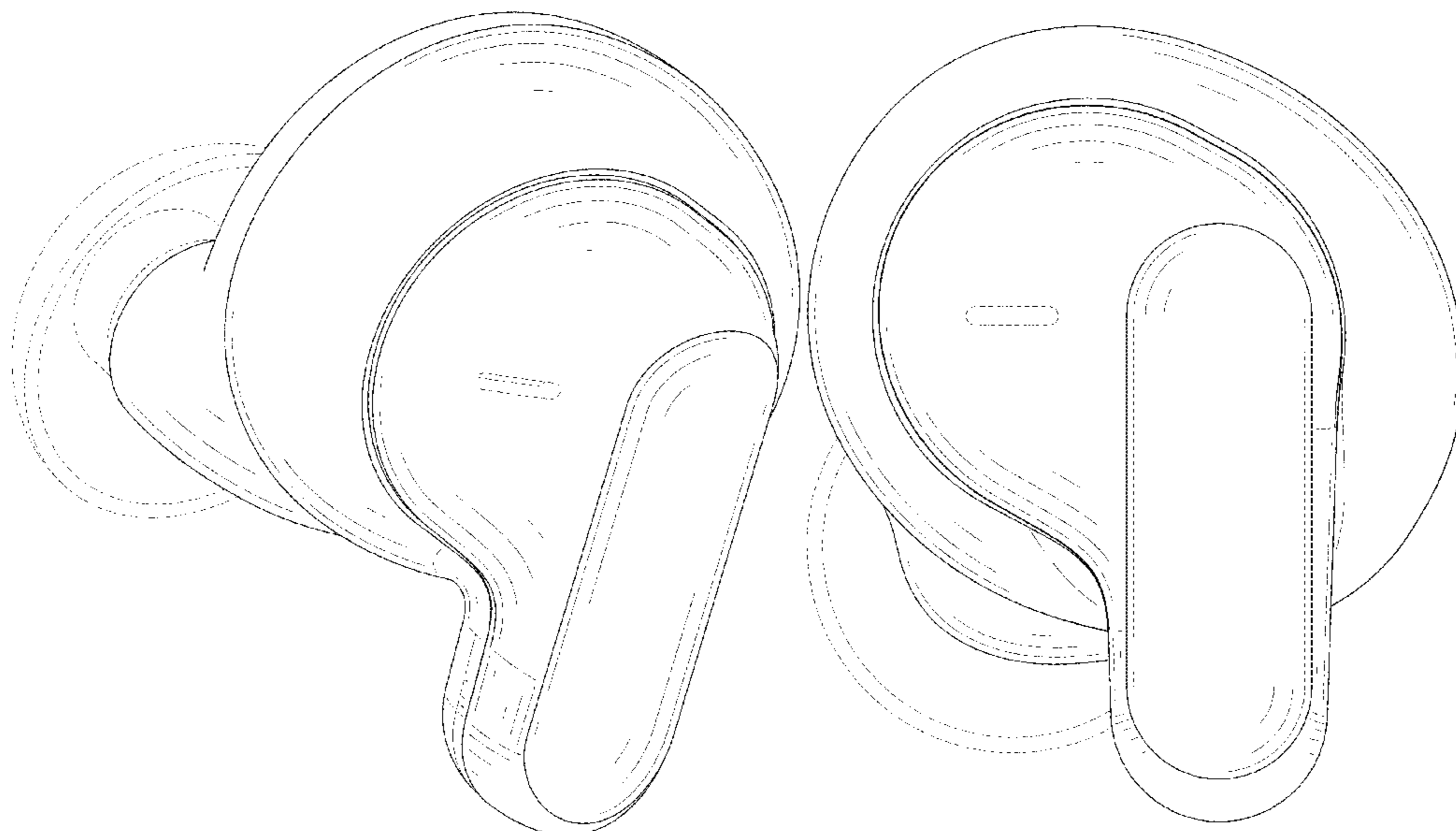
(57) **CLAIM**

The ornamental design for an earphone, as shown and described.

DESCRIPTION

FIG. 1 is a rear and top perspective view of an earphone, showing my new design;
FIG. 2 is a front and top perspective view thereof;
FIG. 3 is a front elevational view thereof;
FIG. 4 is a rear elevational view thereof;
FIG. 5 is a left side elevational view thereof;
FIG. 6 is a right side elevational view thereof;
FIG. 7 is a top plan view thereof; and,
FIG. 8 is a bottom plan view thereof.
The broken lines in the figures illustrate portions of the earphone that form no part of the claimed design.

1 Claim, 8 Drawing Sheets



(56)

References Cited

U.S. PATENT DOCUMENTS

D695,266 S * 12/2013 Schaal D14/205
 D695,267 S * 12/2013 Schaal D14/205
 D699,703 S * 2/2014 Schaal D14/205
 D711,857 S * 8/2014 Burgett D14/223
 D718,284 S * 11/2014 Shibusawa D14/223
 9,042,588 B2 * 5/2015 Aase H04R 1/1041
 381/380
 D730,876 S * 6/2015 Dahlberg D14/223
 D732,008 S * 6/2015 Akana H04R 1/10
 D14/223
 D733,101 S * 6/2015 Pi D14/223
 D733,689 S * 7/2015 Narita D14/223
 D738,864 S * 9/2015 Lee D14/223
 D741,287 S * 10/2015 Harata D14/205
 D757,682 S * 5/2016 Perez D14/205
 D760,202 S * 6/2016 Hsieh D14/223
 D770,412 S * 11/2016 Son D14/205
 D784,962 S * 4/2017 Yang D14/223
 D801,314 S * 10/2017 Akana D14/223
 D802,562 S * 11/2017 Baba D14/223
 D810,720 S * 2/2018 Lee D14/205
 D813,844 S * 3/2018 Stiff D14/223
 D820,809 S * 6/2018 Akana D14/205
 D822,009 S * 7/2018 Matoba D14/223

D830,336 S * 10/2018 Cai D14/205
 D832,824 S * 11/2018 Kim D14/223
 D847,125 S * 4/2019 Akana D14/223
 D847,795 S 5/2019 Kim et al.
 D852,171 S * 6/2019 Cai D14/223
 D861,647 S * 10/2019 Chen D14/223
 D864,169 S * 10/2019 Min D14/223
 10,462,549 B2 * 10/2019 Chou H04R 1/1016
 D866,530 S * 11/2019 Birger D14/223
 D869,445 S * 12/2019 Hu D14/223
 D875,713 S * 2/2020 Kim D14/205
 D878,337 S * 3/2020 Yang D14/223
 D883,958 S * 5/2020 Liu D14/223
 2012/0237074 A1 * 9/2012 Aase H04R 1/1075
 381/380
 2013/0004011 A1 * 1/2013 Hayashida H04R 1/345
 381/380
 2013/0343595 A1 * 12/2013 Zorkendorfer H04R 1/1016
 381/380
 2018/0167713 A1 * 6/2018 Chou H04R 1/1075
 2020/0068283 A1 * 2/2020 Chou H04R 1/1025

FOREIGN PATENT DOCUMENTS

EM 007810056-0001 * 4/2020
 GB 6081444 * 1/2020

* cited by examiner

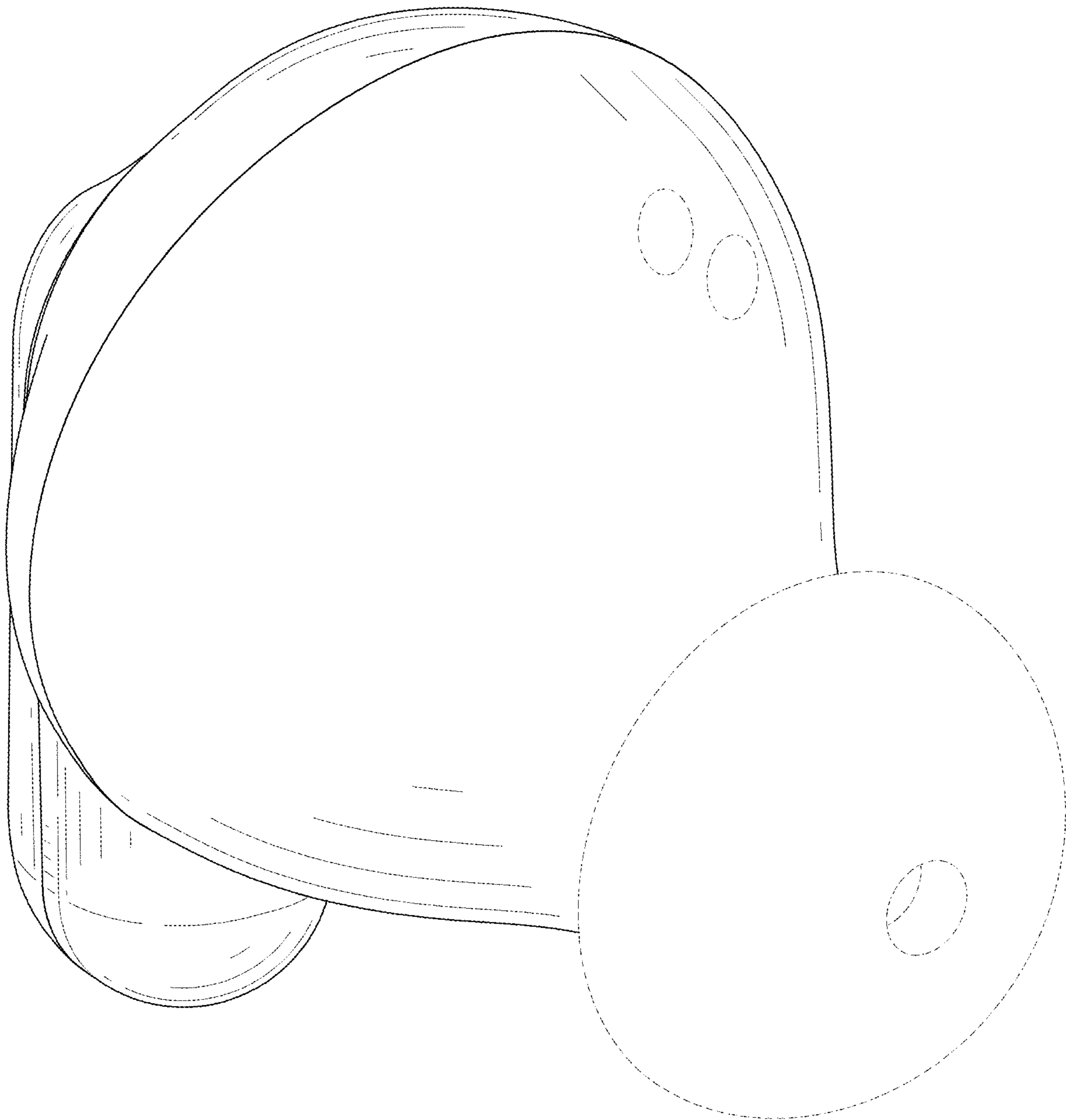


FIG. 1



FIG. 2

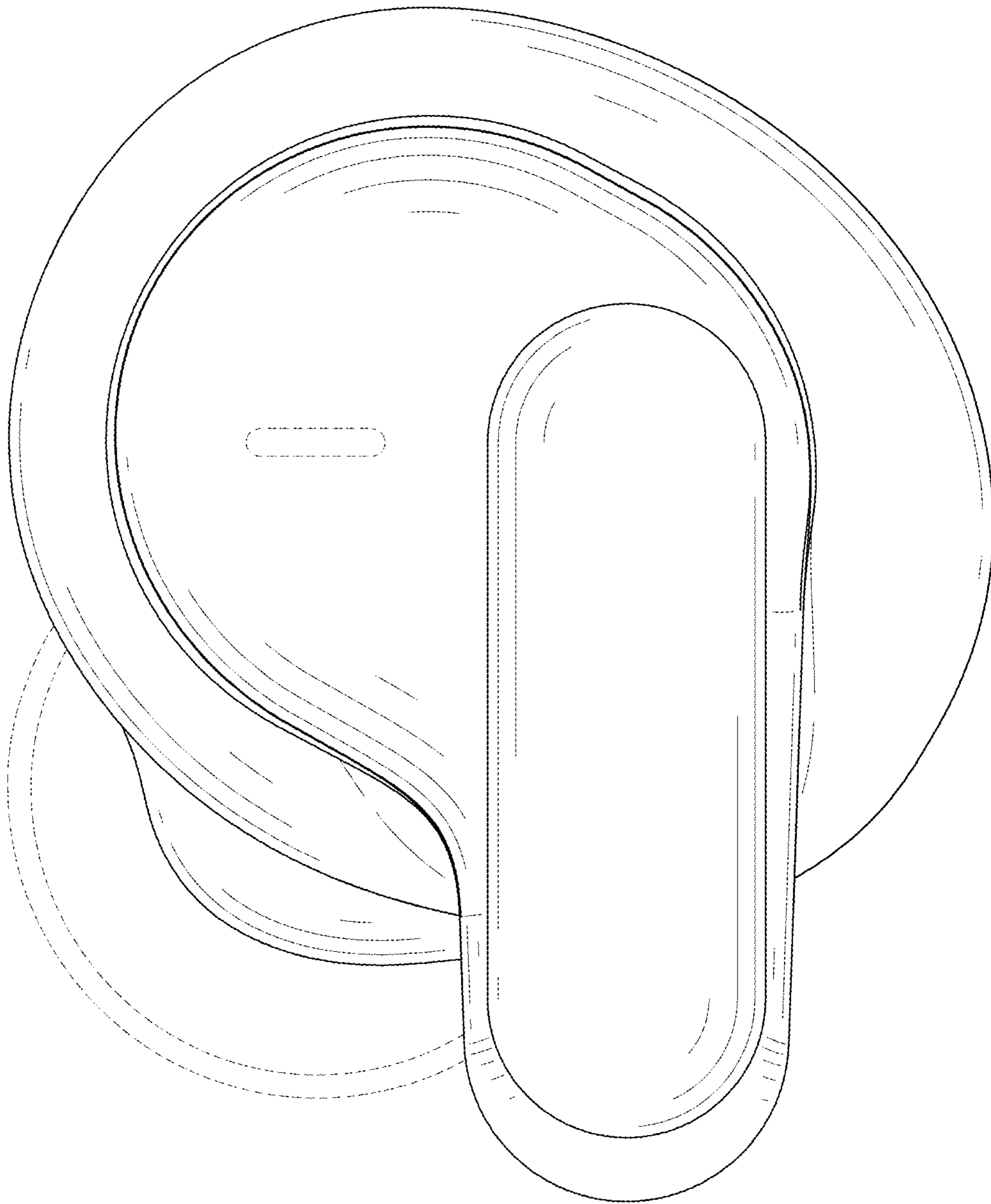


FIG. 3

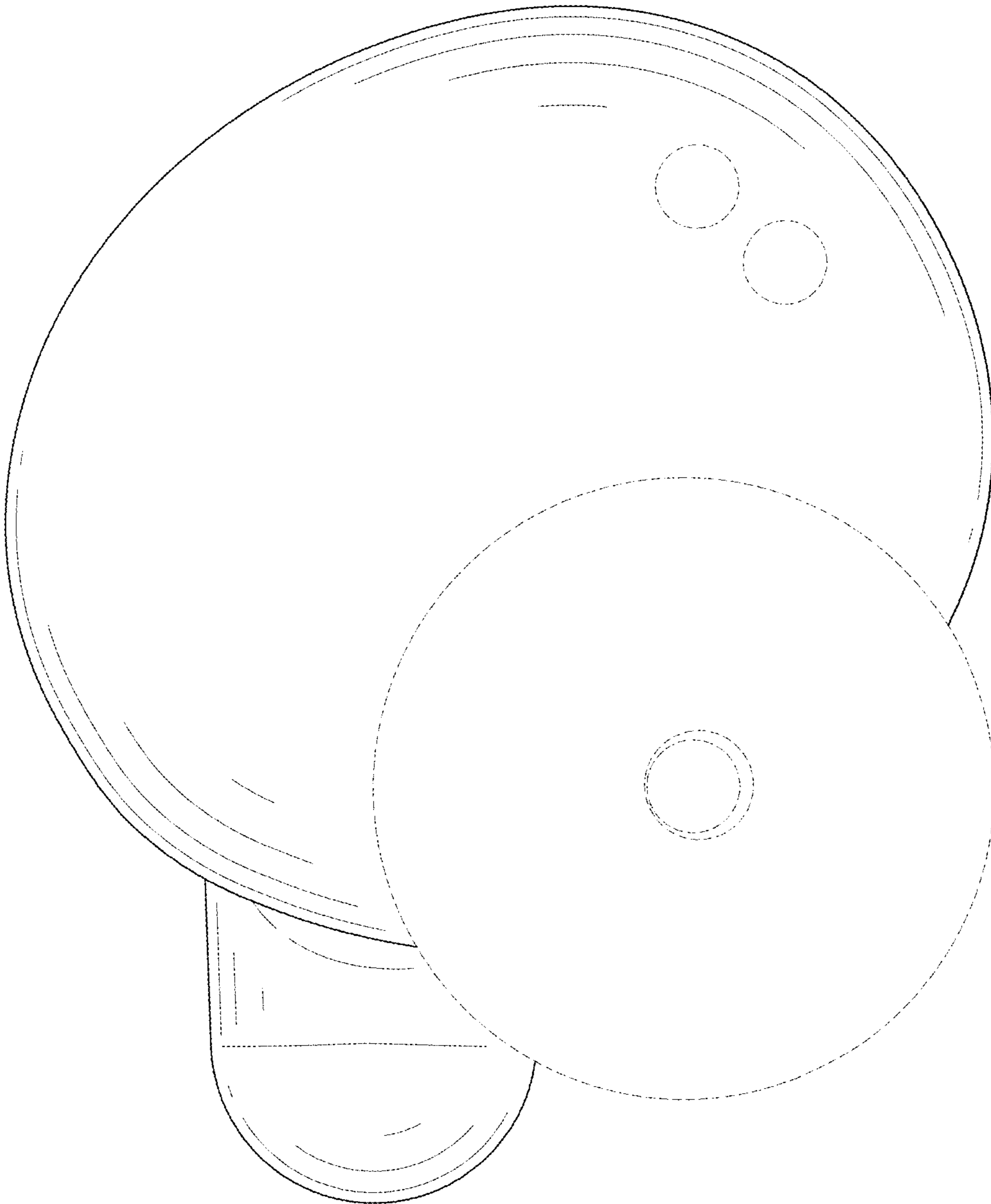


FIG. 4

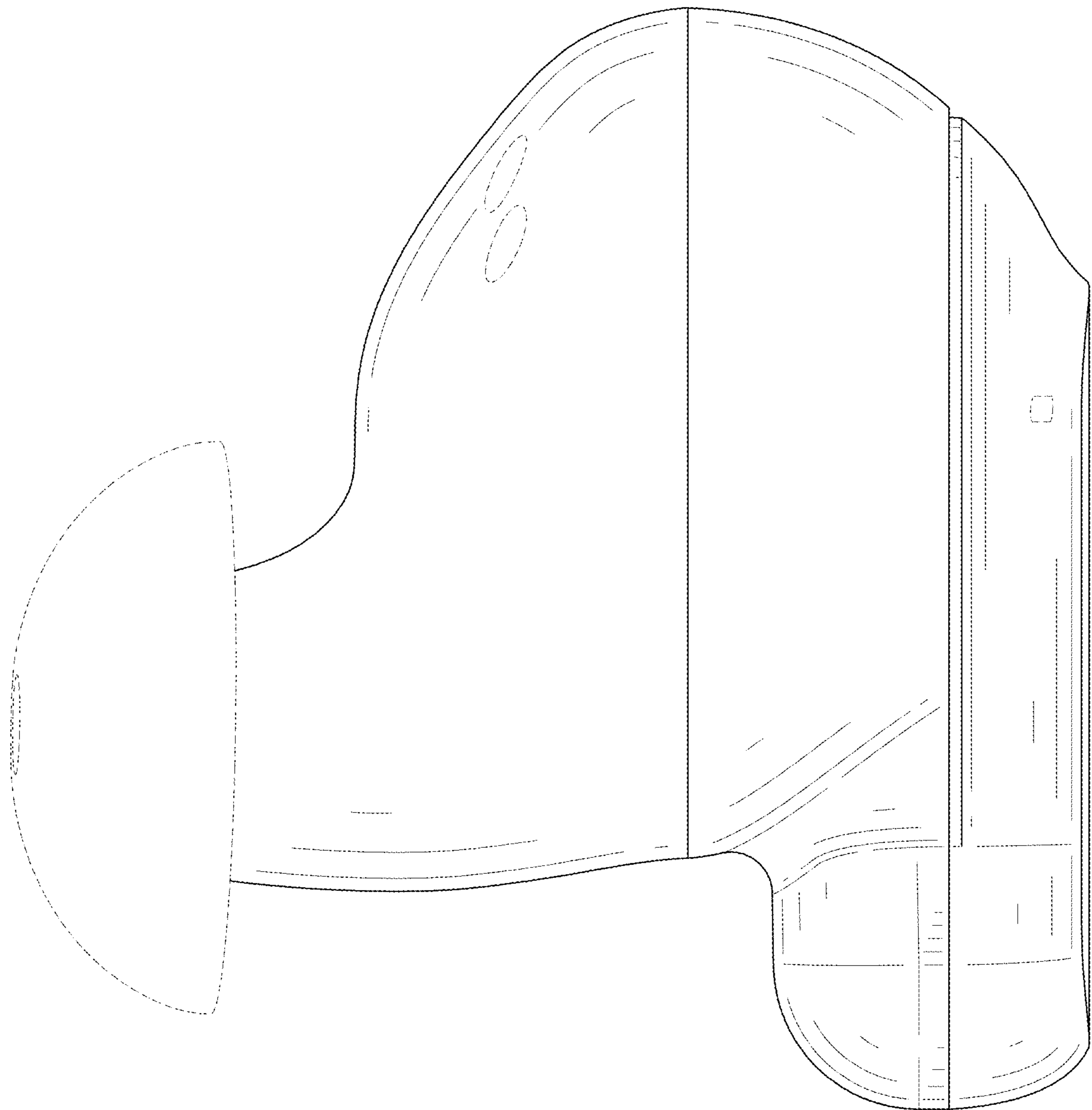


FIG. 5

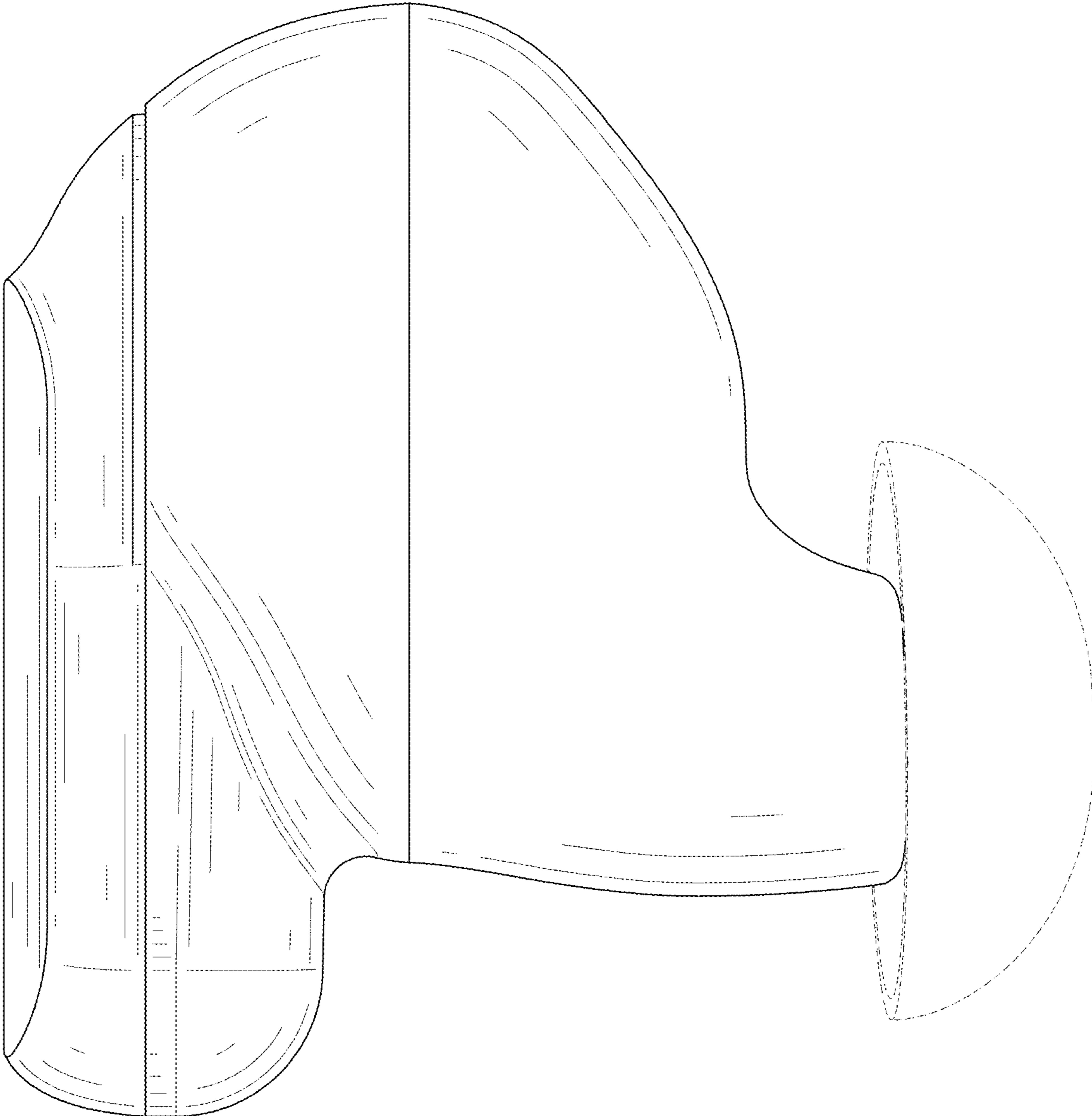


FIG. 6

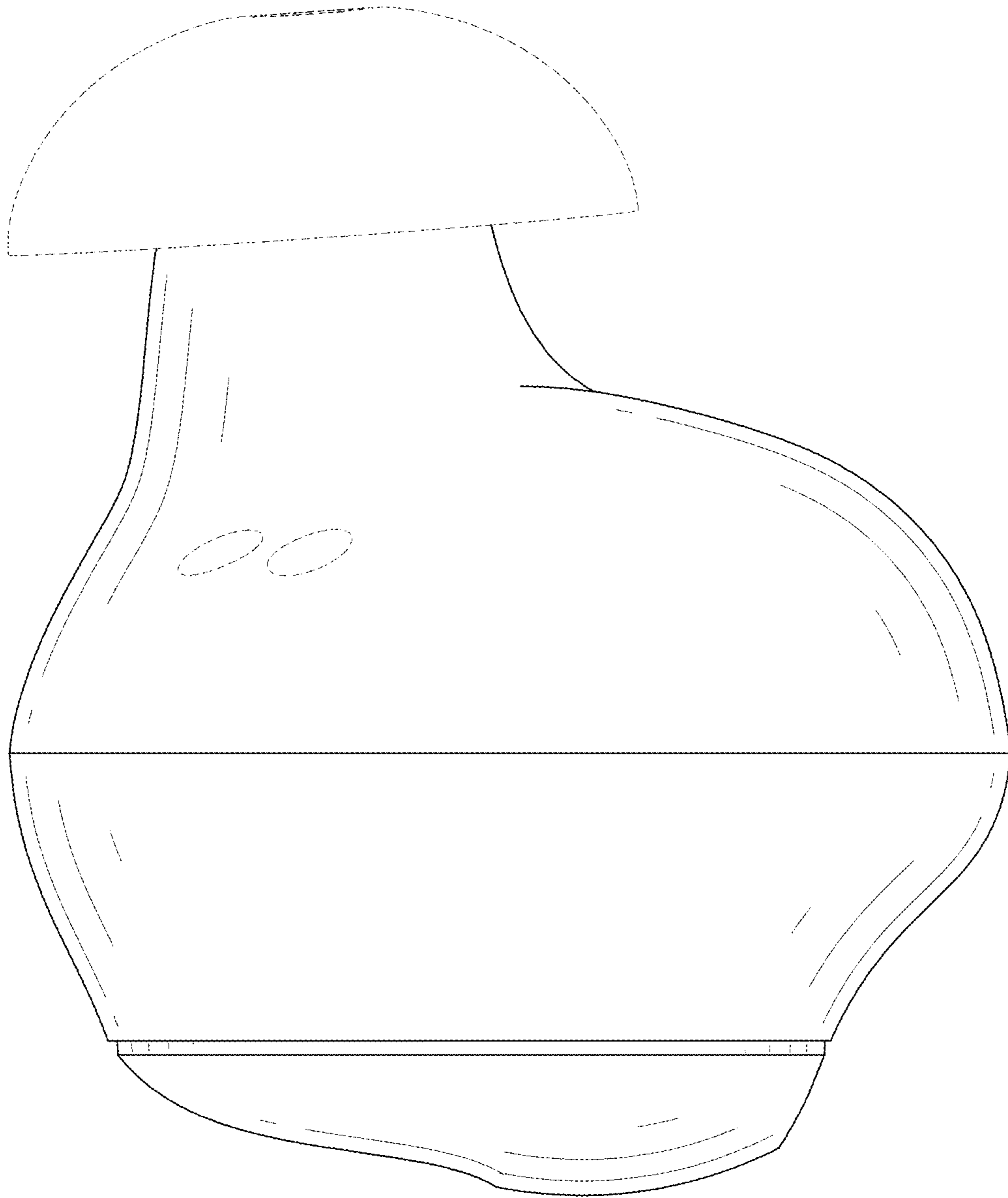


FIG. 7

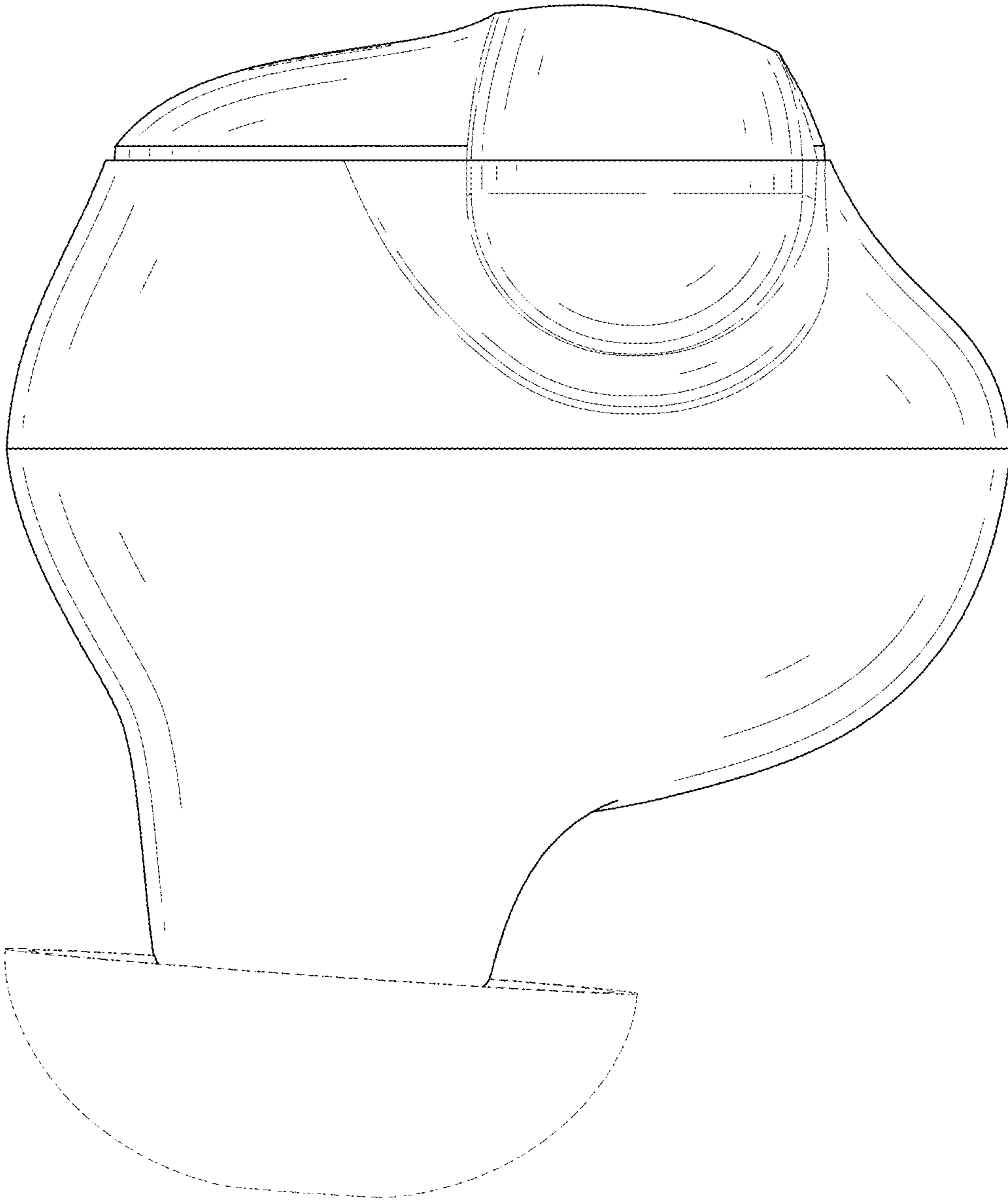


FIG. 8