



US00D888686S

(12) **United States Design Patent** (10) **Patent No.:** **US D888,686 S**
Cheng et al. (45) **Date of Patent:** **** Jun. 30, 2020**

(54) **SMART ALARM CLOCK**
(71) Applicant: **Beijing Xiaomi Mobile Software Co., Ltd., Beijing (CN)**
(72) Inventors: **Zhaopeng Cheng, Beijing (CN); Ningning Li, Beijing (CN); Ying Shen, Beijing (CN)**
(73) Assignee: **BEIJING XIAOMI MOBILE SOFTWARE CO., LTD., Beijing (CN)**
(**) Term: **15 Years**

D678,187 S * 3/2013 Huang D13/103
D684,129 S * 6/2013 Vincent D13/184
D684,957 S * 6/2013 Smith D14/242
D708,228 S * 7/2014 Fustino D14/203.1
D756,968 S * 5/2016 Huang D14/214
D821,351 S * 6/2018 McManigal D14/204
D827,610 S * 9/2018 Kim D14/214
D832,810 S * 11/2018 McManigal D14/204
D834,559 S * 11/2018 Zhang D14/214
D835,605 S * 12/2018 Schoolmeester D14/214
D864,890 S * 10/2019 Henning D14/172
D864,894 S * 10/2019 Kim D14/204
D864,905 S * 10/2019 Roberts D14/210
D864,906 S * 10/2019 Roberts D14/210
D865,714 S * 11/2019 McManigal D14/214
D877,119 S * 3/2020 Choi D14/214

(21) Appl. No.: **35/506,878**
(22) Filed: **Dec. 12, 2018**

(80) **Hague Agreement Data**
Int. Filing Date: **Dec. 12, 2018**
Int. Reg. No.: **DM/200637**
Int. Reg. Date: **Dec. 12, 2018**
Int. Reg. Pub. Date: **Jun. 14, 2019**

(30) **Foreign Application Priority Data**
Jul. 24, 2018 (CN) 2018 3 0400736
(51) **LOC (12) Cl.** **10-01**
(52) **U.S. Cl.**
USPC **D14/214; D10/25**
(58) **Field of Classification Search**
USPC D10/1, 15, 18, 21, 24, 25, 27; D14/204, D14/210, 212, 214
CPC H04R 1/02; H04R 1/025
See application file for complete search history.

(56) **References Cited**
U.S. PATENT DOCUMENTS
D397,115 S * 8/1998 Gremchuck D14/214
D535,281 S * 1/2007 Yang D14/203.3

OTHER PUBLICATIONS

Indian Patent Office, Office Action Issued in Application No. 313657-001, dated Feb. 13, 2019, 12 pages.

* cited by examiner

Primary Examiner — George D. Kirschbaum
Assistant Examiner — Joseph J Kukella
(74) *Attorney, Agent, or Firm* — Syncoda LLC; Feng Ma

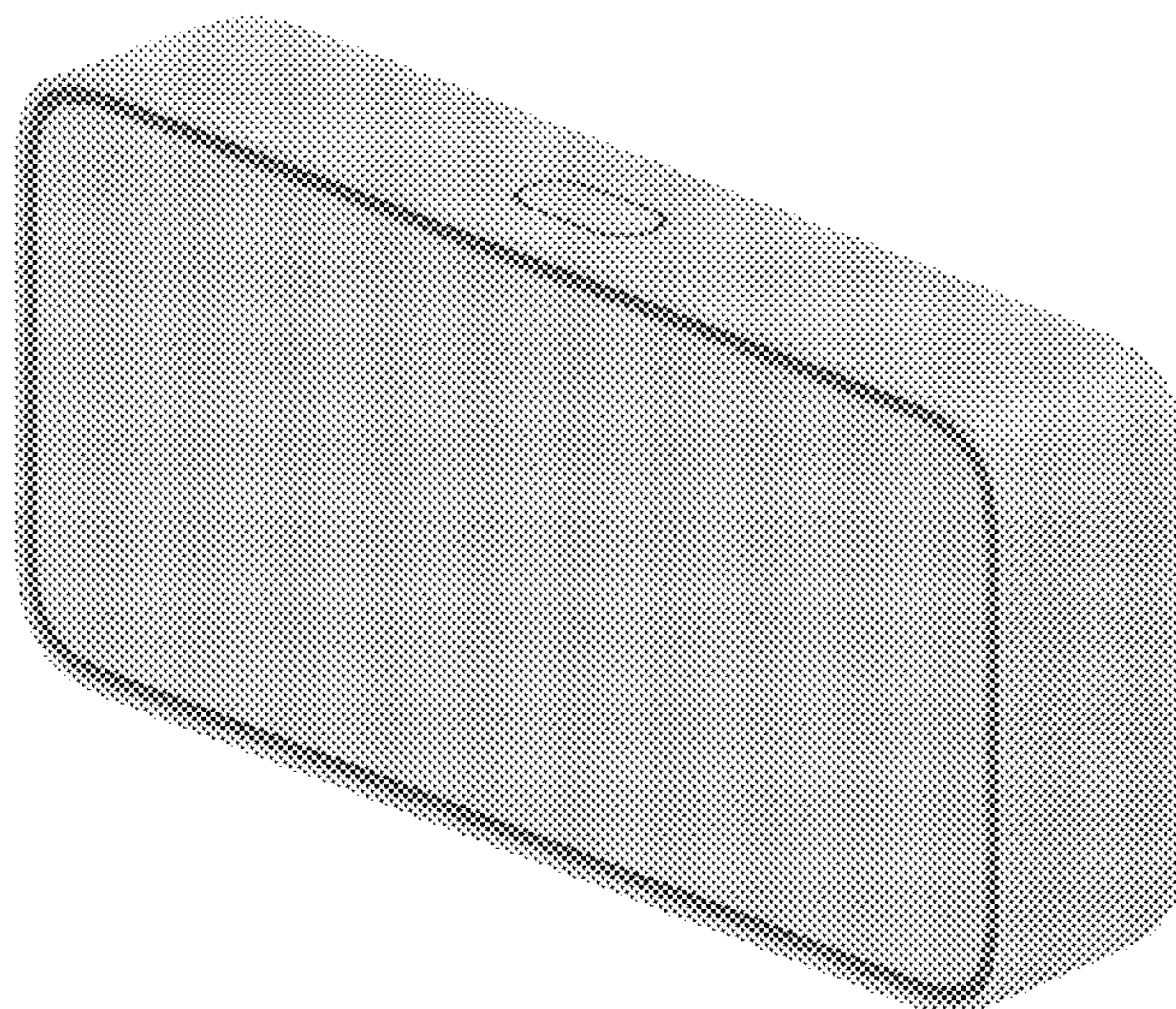
(57) **CLAIM**

The ornamental design for a smart alarm clock, as shown and described.


DESCRIPTION

- 1. Smart alarm clock
- 1.1 : Front
- 1.2 : Rear
- 1.3 : Side
- 1.4 : Side
- 1.5 : Top
- 1.6 : Bottom
- 1.7 : Front Perspective
- 1.8 : Rear Perspective


1 Claim, 8 Drawing Sheets




1.1




1.2




1.3




1.4




1.5



1.6



1.7



1.8

