



US00D888676S

(12) **United States Design Patent** (10) **Patent No.:** **US D888,676 S**
Lim (45) **Date of Patent:** **** Jun. 30, 2020**

(54) **CASE FOR A CIRCUIT BOARD**
(71) Applicant: **SAMSUNG ELECTRONICS CO., LTD.**, Suwon-si (KR)
(72) Inventor: **Gwangman Lim**, Seoul (KR)
(73) Assignee: **SAMSUNG ELECTRONICS CO., LTD.**, Suwon-si (KR)

8,981,240 B2 * 3/2015 Chitaka H05K 5/061
174/50
9,526,186 B2 * 12/2016 Lin H05K 5/0278
D827,594 S * 9/2018 Shim D13/184
D828,358 S * 9/2018 Lim D14/436
D834,025 S * 11/2018 Lim D14/436
D847,813 S * 5/2019 Jun D14/356
D848,418 S * 5/2019 Jun D14/356
D848,419 S * 5/2019 Jun D14/356
D866,558 S * 11/2019 Shim D14/435
2008/0096413 A1 * 4/2008 Chen H01R 13/2442
439/345
2014/0256164 A1 * 9/2014 Lin G06K 19/07732
439/76.1

(**) Term: **15 Years**
(21) Appl. No.: **29/681,619**
(22) Filed: **Feb. 27, 2019**

(30) **Foreign Application Priority Data**
Aug. 29, 2018 (KR) 30-2018-0040306
(51) **LOC (12) Cl.** **13-03**
(52) **U.S. Cl.**
USPC **D13/184**
(58) **Field of Classification Search**
USPC D13/184, 103, 119, 162, 199, 182;
D14/432, 433, 434, 435, 436
CPC H01R 13/502; H01R 13/46; H05K 5/00;
H05K 7/18; H05K 7/02
See application file for complete search history.

(56) **References Cited**
U.S. PATENT DOCUMENTS
5,377,080 A * 12/1994 Lin H05K 5/0008
206/707
8,174,847 B2 * 5/2012 Ohtsuji H05K 9/005
361/818
8,269,116 B2 * 9/2012 Ambo H05K 5/0069
174/541
8,503,191 B2 * 8/2013 Nagata H01R 13/6658
361/818

* cited by examiner
Primary Examiner — Janice Hallmark
Assistant Examiner — Harold E Blackwell, II
(74) *Attorney, Agent, or Firm* — Sughrue Mion, PLLC

(57) **CLAIM**
The ornamental design for a case for a circuit board, as shown and described.

DESCRIPTION
FIG. 1 is a perspective view of a case for a circuit board showing our new design.
FIG. 2 is a front elevation view thereof.
FIG. 3 is a rear elevation view thereof.
FIG. 4 is a left side elevation view thereof.
FIG. 5 is a right side elevation view thereof.
FIG. 6 is a top plan view thereof.
FIG. 7 is a bottom plan view thereof; and,
FIG. 8 is a perspective view of a case for a circuit board shown in an example environment.
The broken lines are for environmental purposes only and form no part of the claimed design.

1 Claim, 5 Drawing Sheets

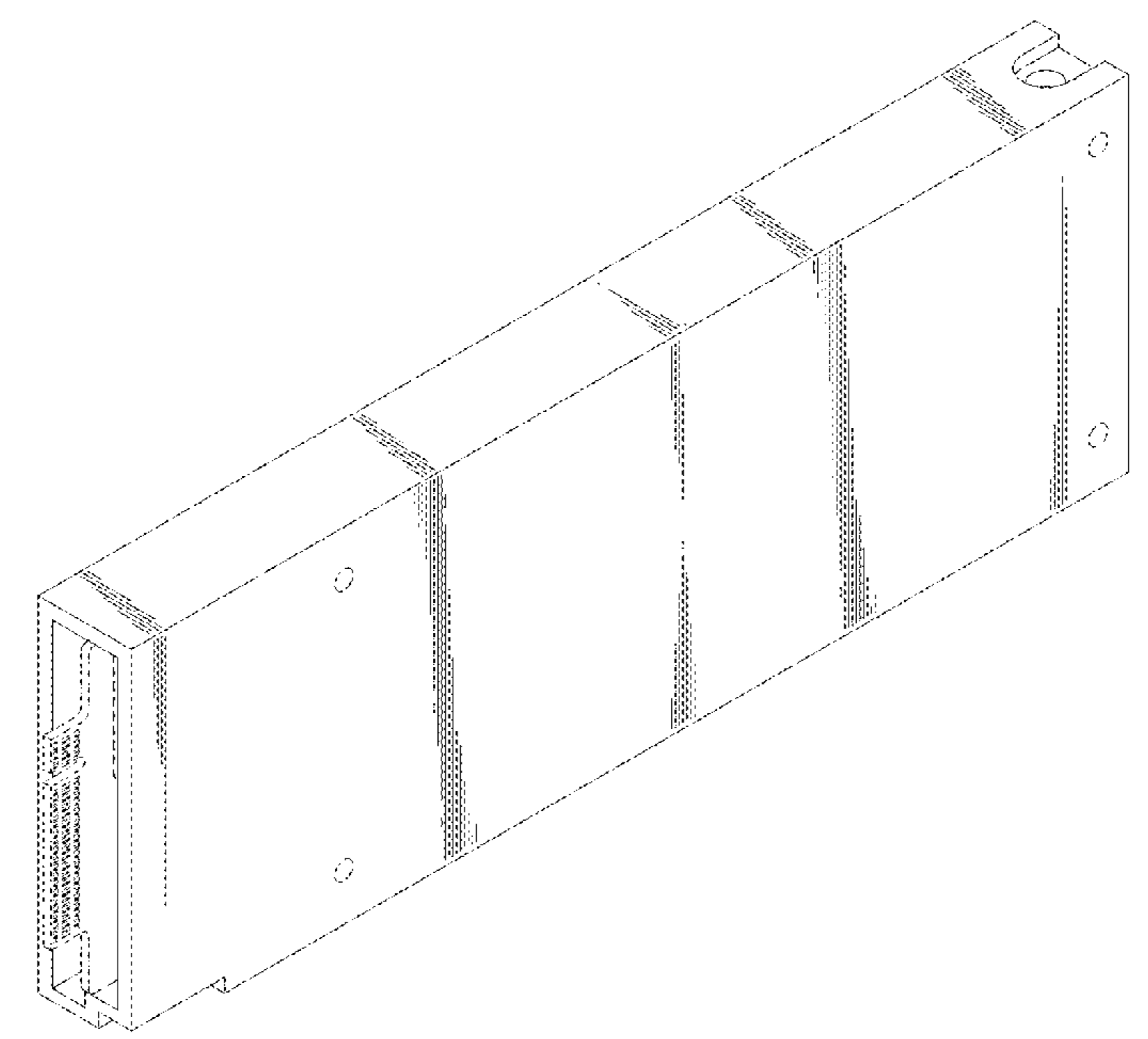


FIG. 1

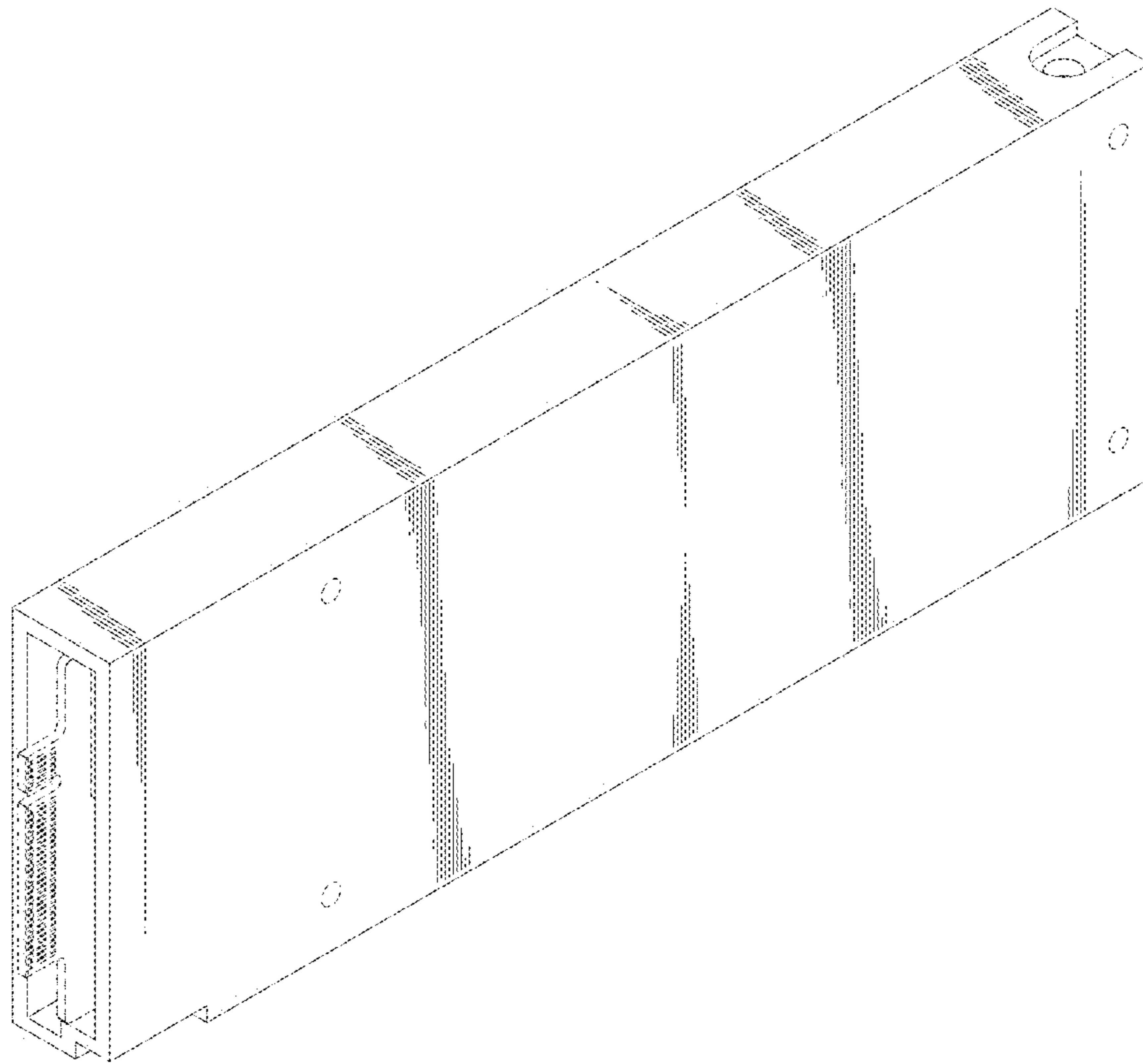


FIG. 2

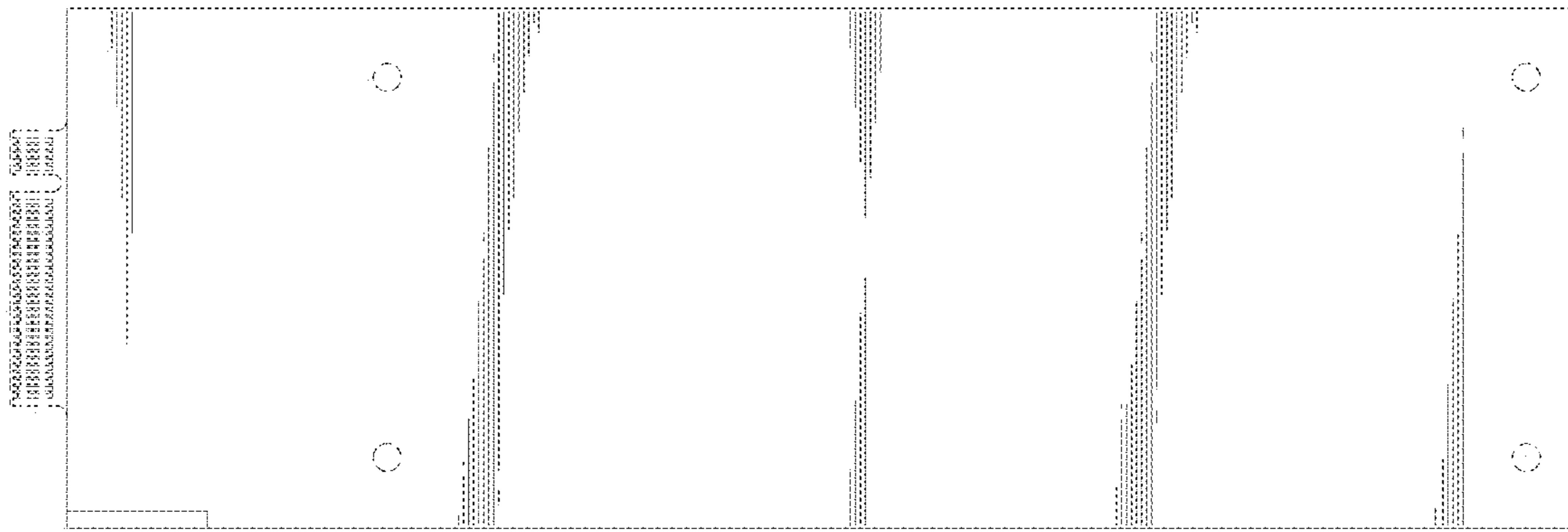


FIG. 3

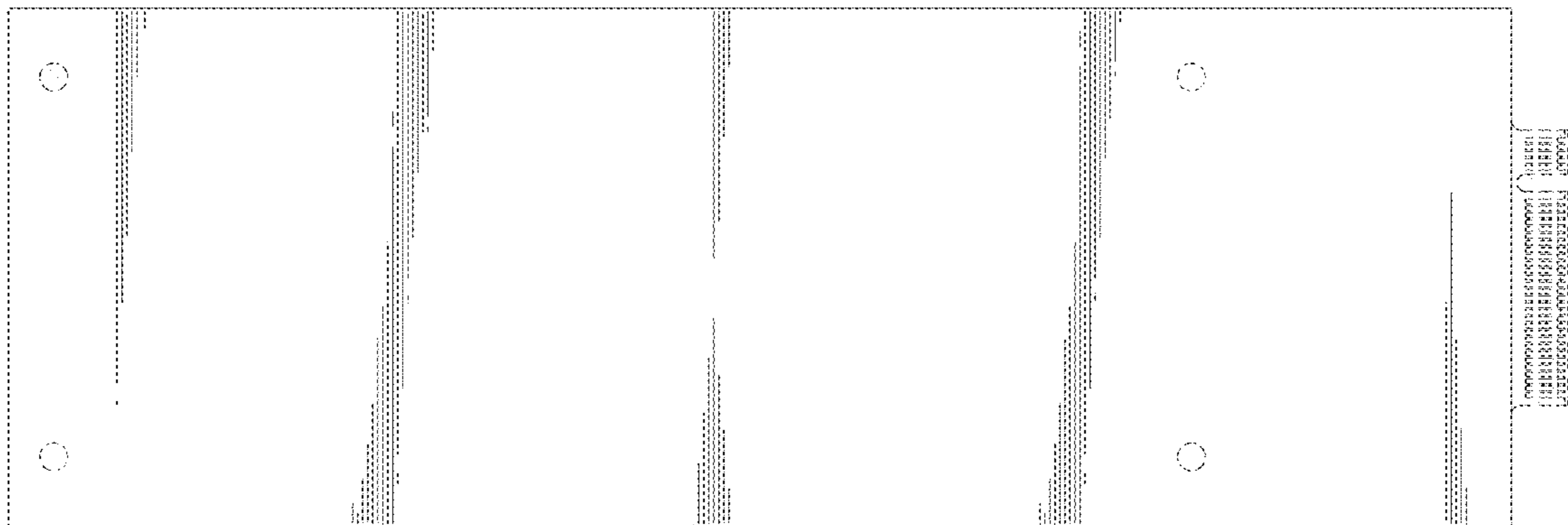


FIG. 4




FIG. 5




FIG. 6

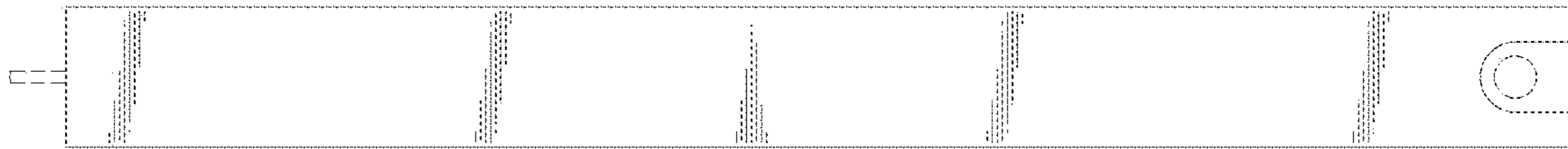


FIG. 7




FIG. 8

