



US00D888673S

(12) **United States Design Patent**
Furutani

(10) **Patent No.:** **US D888,673 S**
(45) **Date of Patent:** **** Jun. 30, 2020**

(54) **SEMICONDUCTOR MODULE**

H05K 1/141; H05K 1/142; H05K 1/144;
H05K 1/18; H05K 1/181; H05K 1/182;
H05K 1/026

(71) Applicant: **ROHM CO., LTD.**, Kyoto-shi, Kyoto (JP)

See application file for complete search history.

(72) Inventor: **Ryuichi Furutani**, Kyoto (JP)

(56) **References Cited**

(73) Assignee: **ROHM CO., LTD.**, Kyoto (JP)

U.S. PATENT DOCUMENTS

(**) Term: **15 Years**

3,602,846 A * 8/1971 Hauser H03H 7/34
333/140
3,762,039 A * 10/1973 Douglass B29C 70/72
29/827

(21) Appl. No.: **29/673,185**

(Continued)

(22) Filed: **Dec. 12, 2018**

FOREIGN PATENT DOCUMENTS

(30) **Foreign Application Priority Data**

Jun. 26, 2018 (JP) 2018-014082
Jun. 26, 2018 (JP) 2018-014084

JP 1145764 S 7/2002
JP 1146361 S 7/2002

(Continued)

(51) **LOC (12) Cl.** **13-03**

Primary Examiner — Elizabeth J Oswecki

(52) **U.S. Cl.**
USPC **D13/182**

(74) *Attorney, Agent, or Firm* — Hamre, Schumann,
Mueller & Larson, P.C.

(58) **Field of Classification Search**
USPC D13/182; 257/678, 684, 690, 691;
361/679.01, 713, 728, 736, 760, 761, 772,
361/775, 783, 820; 174/250, 253;
438/15, 25, 26, 51, 55, 63, 64, 106
CPC . H01L 21/00; H01L 2224/42; H01L 2224/43;
H01L 2021/00; H01L 2021/02; H01L
2021/04; H01L 21/4814; H01L 21/4846;
H01L 21/4871; H01L 21/67144; H01L
23/12; H01L 23/13; H01L 23/14; H01L
23/147; H01L 2924/171; H01L
2924/1711; H01L 2924/1715; H01L
2924/17151; H01L 2924/181; H01L
2924/1811; H01L 2924/1815; H01L
2924/19042; H01L 2924/1905; H01L
2224/08054; H01L 23/58; H05B 41/14;
H02B 6/4201; G02B 6/4256; G02B
6/4257; G02B 6/4261; G02B 6/4262;
G02B 6/428; G02B 6/4281; H05K 1/14;

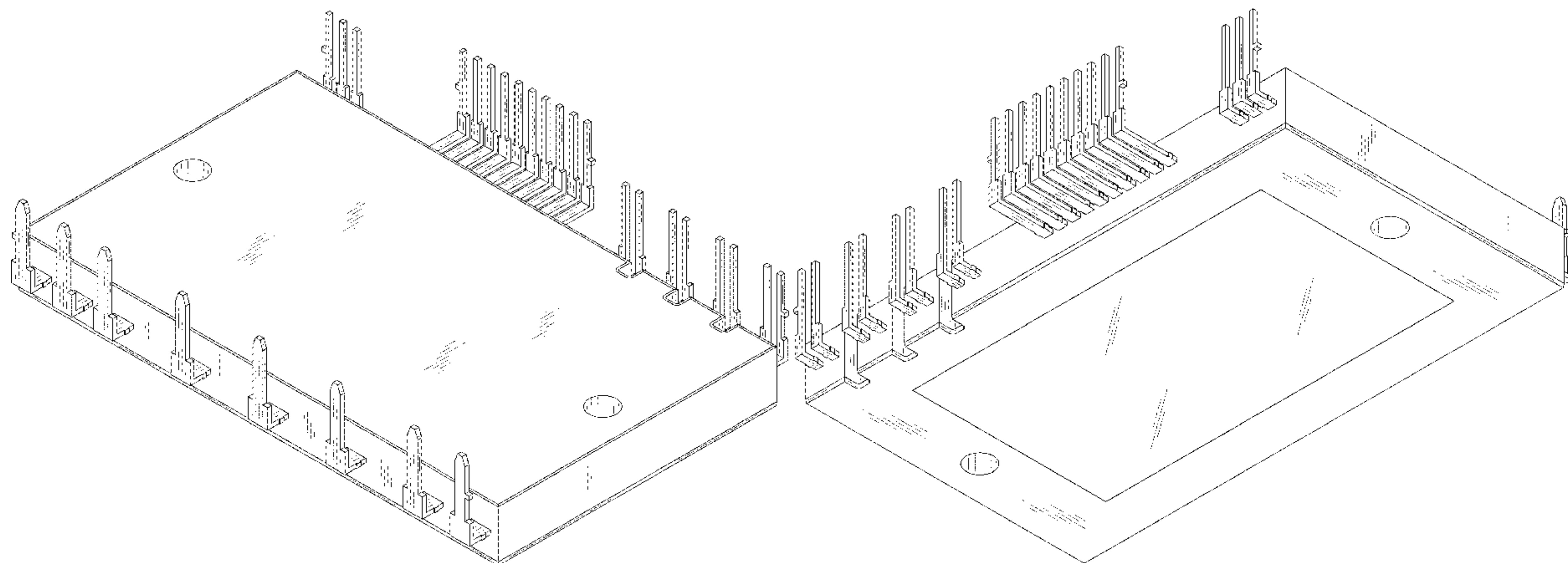
(57) **CLAIM**

The ornamental design for a semiconductor module, as shown and described.

DESCRIPTION

FIG. 1 is a front, top and right side perspective view of a first embodiment of a semiconductor module showing my new design;
FIG. 2 is a rear, bottom, and left side perspective view thereof;
FIG. 3 is a front view thereof;
FIG. 4 is a rear view thereof;
FIG. 5 is a top plan view thereof;
FIG. 6 is a bottom plan view thereof;
FIG. 7 is a right side view thereof, the left side view being a mirror image of FIG. 7; and,
FIG. 8 is a cross sectional view taken along line 8-8 in FIG. 5.

1 Claim, 6 Drawing Sheets



(56)

References Cited

U.S. PATENT DOCUMENTS

3,825,876 A * 7/1974 Damon H05K 7/1046
439/70
3,846,734 A * 11/1974 Pauza H05K 7/1076
439/70
4,663,833 A * 5/1987 Tanaka G11C 16/18
257/667
4,916,519 A * 4/1990 Ward H01L 23/495
257/666
D357,462 S * 4/1995 Terasawa D13/182
D357,901 S * 5/1995 Horman D13/110
D358,806 S * 5/1995 Siegel D13/182
D359,028 S * 6/1995 Siegel D13/182
5,557,504 A * 9/1996 Siegel H01L 23/58
174/250
D394,244 S * 5/1998 Majumdar D13/182
D396,211 S * 7/1998 Enomoto D13/182
D401,912 S * 12/1998 Majumdar D13/182
D448,739 S * 10/2001 Iwasaki D13/182
D505,399 S * 5/2005 Yoshida D13/182
D505,400 S * 5/2005 Kawafuji D13/182
D539,761 S * 4/2007 Takahashi D13/182
D548,202 S * 8/2007 Takahashi D13/182
D705,184 S * 5/2014 Takahashi D13/182
D717,253 S * 11/2014 Jo D13/182
D717,254 S * 11/2014 Jo D13/182
D717,255 S * 11/2014 Lim D13/182
D717,256 S * 11/2014 Sohn D13/182

D719,113 S * 12/2014 Sohn D13/182
D719,537 S * 12/2014 Kawase D13/182
9,418,975 B1 * 8/2016 Yoneyama H01L 25/18
D766,851 S * 9/2016 Yoneyama D13/182
D767,516 S * 9/2016 Yoneyama D13/182
D770,994 S * 11/2016 Hasegawa D13/182
D773,412 S * 12/2016 Yoneyama D13/182
D773,413 S * 12/2016 Yoneyama D13/182
D783,549 S * 4/2017 Yoneyama D13/182
D783,550 S * 4/2017 Hasegawa D13/182
D805,485 S * 12/2017 Kawase D13/182
D810,036 S * 2/2018 Sawayanagi D13/182
D814,431 S * 4/2018 Matsumoto D13/182
D853,342 S * 7/2019 Auer D13/182
D859,334 S * 9/2019 Yokoyama D13/182
D864,135 S * 10/2019 Yokoyama D13/182
D864,884 S * 10/2019 Yoneyama D13/182
2003/0042584 A1 * 3/2003 Yamaguchi H01L 21/50
257/666
2010/0149774 A1 * 6/2010 Matsumoto H01L 23/055
361/783

FOREIGN PATENT DOCUMENTS

JP 1146362 S 7/2002
JP 1146363 S 7/2002
JP 1305812 S 7/2007
JP 1551590 S 6/2016
JP 1565636 S 12/2016
JP 1578687 S 6/2017

* cited by examiner

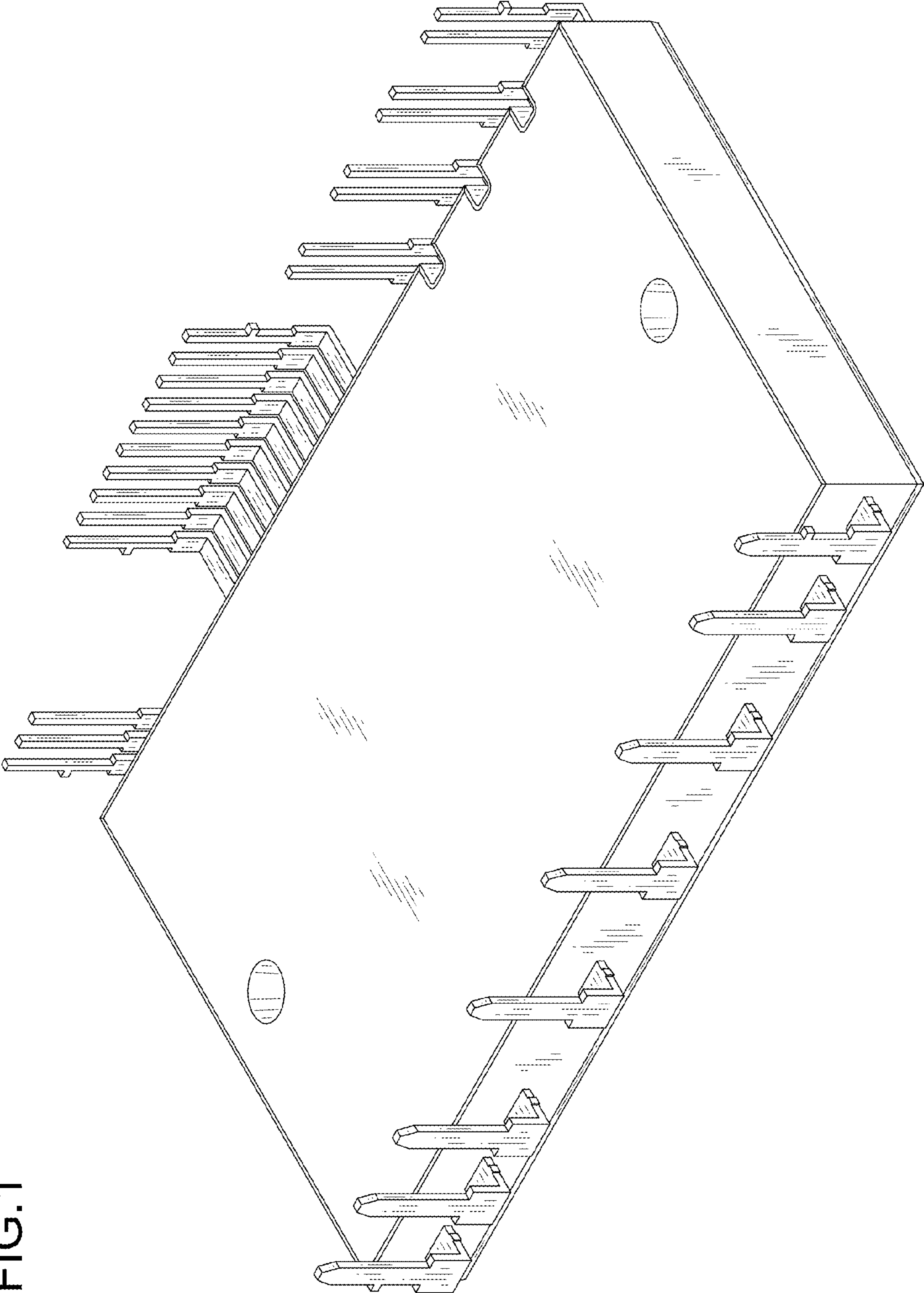


FIG.1

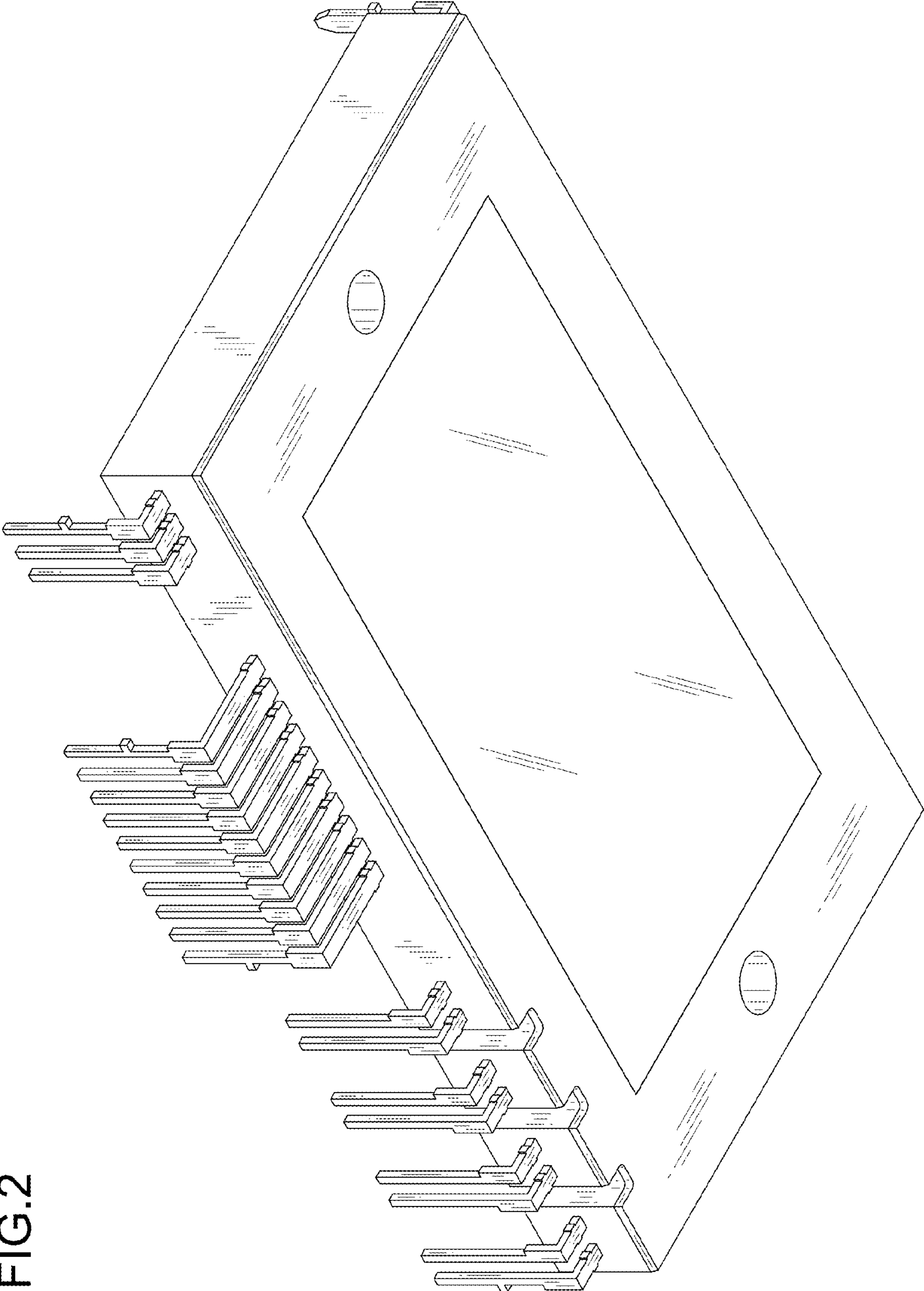


FIG.2

FIG.3

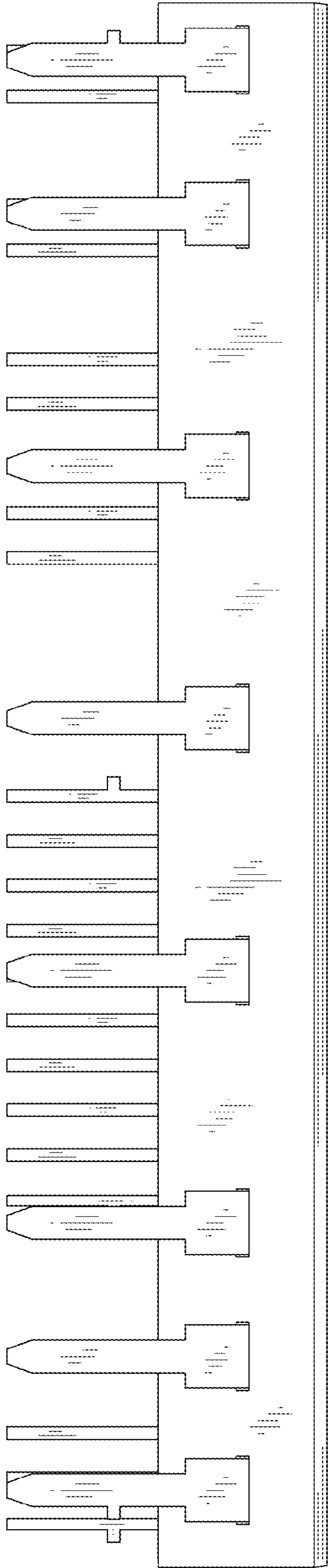


FIG.4

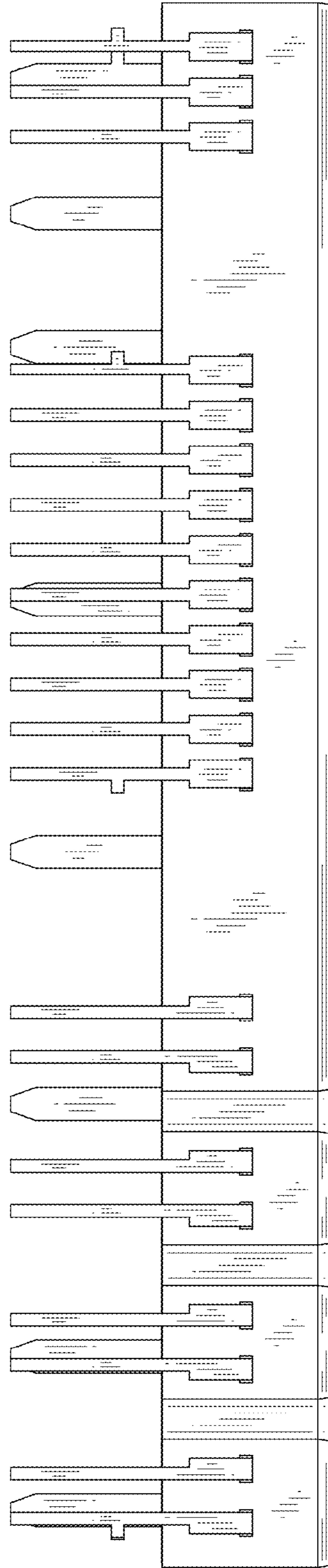
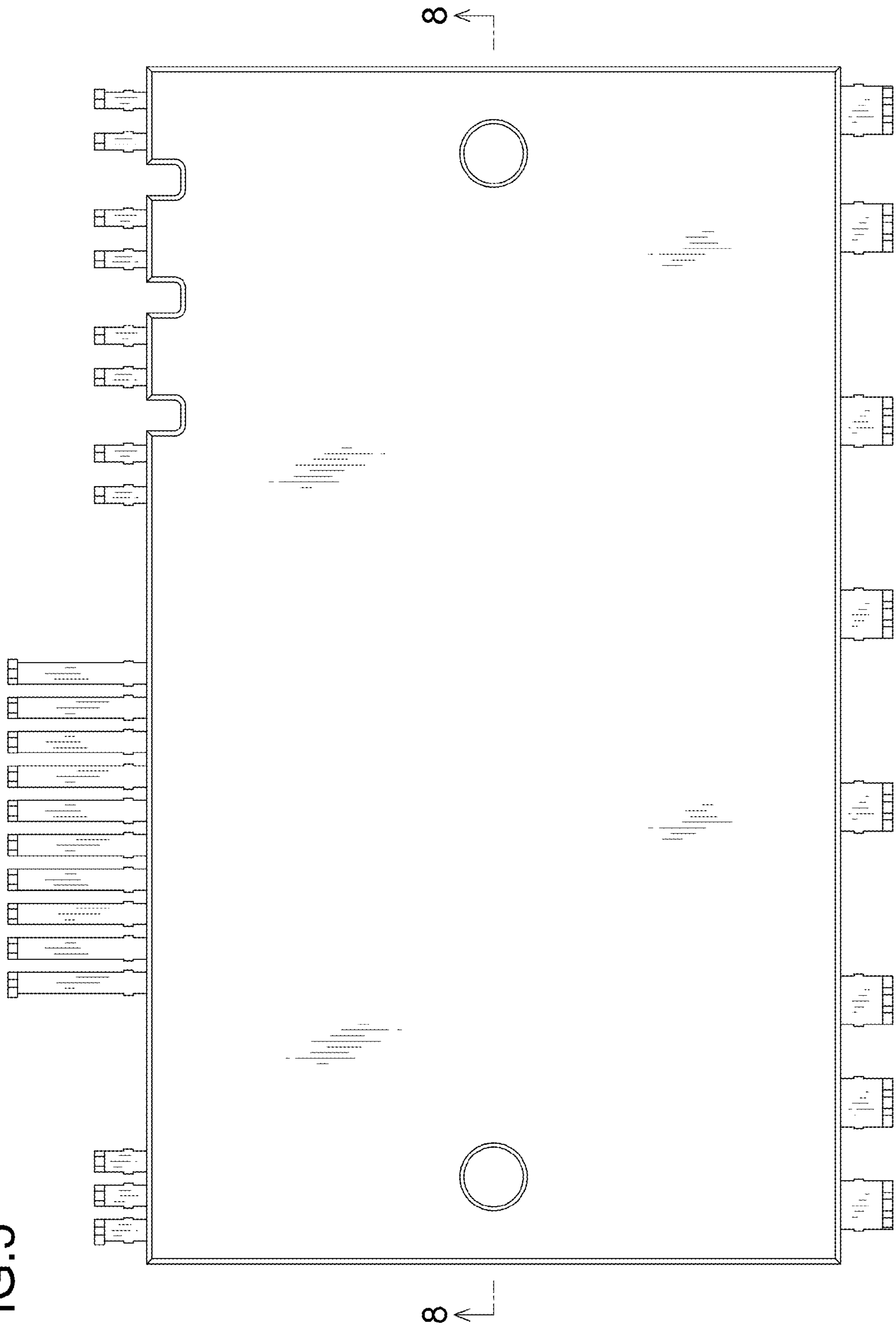


FIG.5



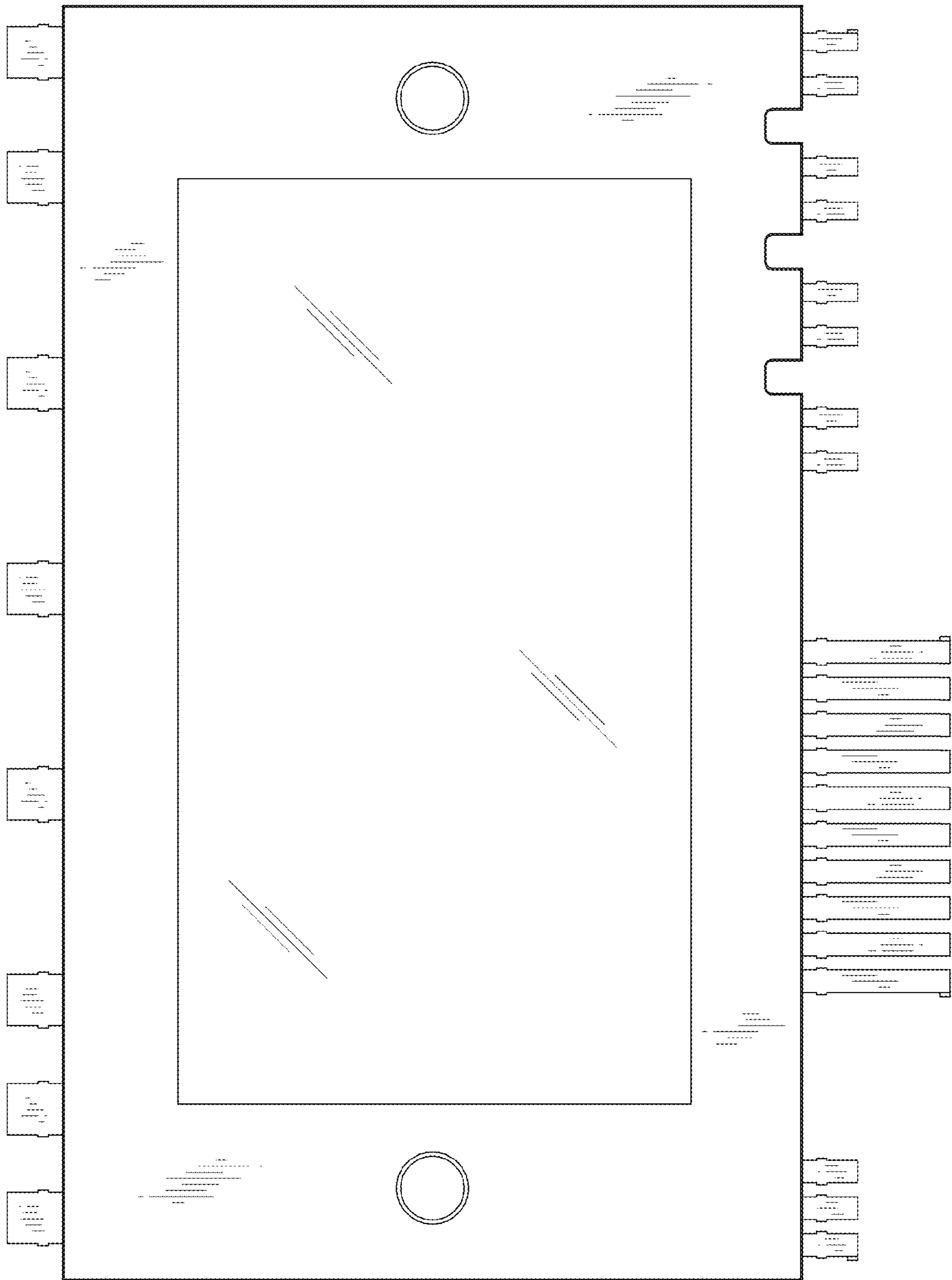


FIG.6

FIG.7

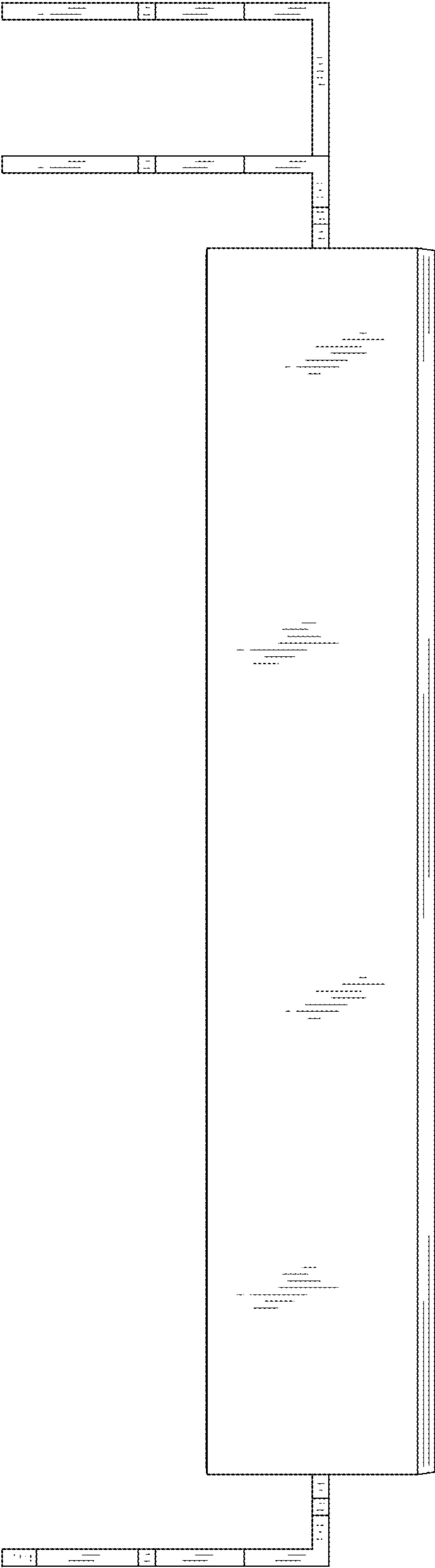


FIG.8

