



US00D888645S

(12) **United States Design Patent**  
**Babiarz et al.**

(10) **Patent No.:** **US D888,645 S**  
(45) **Date of Patent:** **\*\* Jun. 30, 2020**

- (54) **PERSONAL WATERCRAFT**
- (71) Applicant: **Nikola Corporation**, Phoenix, AZ (US)
- (72) Inventors: **Brendan Babiarz**, Mesa, AZ (US); **Lee Baroldy**, San Tan Valley, AZ (US); **James R. Crawford**, Maricopa, AZ (US); **Alvaro A. Chavez**, Phoenix, AZ (US); **Diego Munoz**, Phoenix, AZ (US); **Ryan Browne**, Phoenix, AZ (US); **Jordan Darling**, Mesa, AZ (US)
- (73) Assignee: **Nikola Corporation**, Phoenix, AZ (US)
- (\*\*) Term: **15 Years**
- (21) Appl. No.: **29/687,673**
- (22) Filed: **Apr. 15, 2019**
- (51) **LOC (12) Cl.** ..... **12-06**
- (52) **U.S. Cl.**  
USPC ..... **D12/307**
- (58) **Field of Classification Search**  
USPC ..... D12/300, 303, 307, 310, 317, 318, 304,  
D12/306, 308, 312, 313, 314, 315, 316,  
D12/413; D14/300; D21/542, 544  
CPC ..... B63B 1/00; B63B 1/042; B63B 1/125;  
B63B 7/00; B63B 34/10; B63B 34/14;  
B63H 8/00; B63H 9/00  
See application file for complete search history.

- D636,323 S \* 4/2011 Cote ..... D12/317
- D670,602 S \* 11/2012 Lepine ..... D12/7
- 8,393,287 B2 \* 3/2013 Spade ..... B63B 1/32  
114/126
- D721,634 S \* 1/2015 Cote ..... D12/307
- D843,918 S \* 3/2019 Kobayashi ..... D12/307
- 10,582,280 B2 \* 3/2020 Clement ..... H04R 1/2811

**OTHER PUBLICATIONS**

Nikola Corp\_Way, nikolamotor.com [online]. Published on or before Apr. 27, 2020, [retrieved on Apr. 27, 2020]. Retrieved from the Internet: <URL:https://nikolamotor.com/way> (Year: 2020).\*

Nikola World 2019, plugboats.com [online]. Published on or before Apr. 28, 2019, [retrieved on Apr. 27, 2020]. Retrieved from the Internet: <URL:https://plugboats.com/new-electric-jetski-unveiled-at-nikola-world-2019/> (Year: 2019).\*

\* cited by examiner

*Primary Examiner* — Karen E Kearney  
*Assistant Examiner* — Adam C Mager  
 (74) *Attorney, Agent, or Firm* — Snell & Wilmer L.L.P.

(57) **CLAIM**

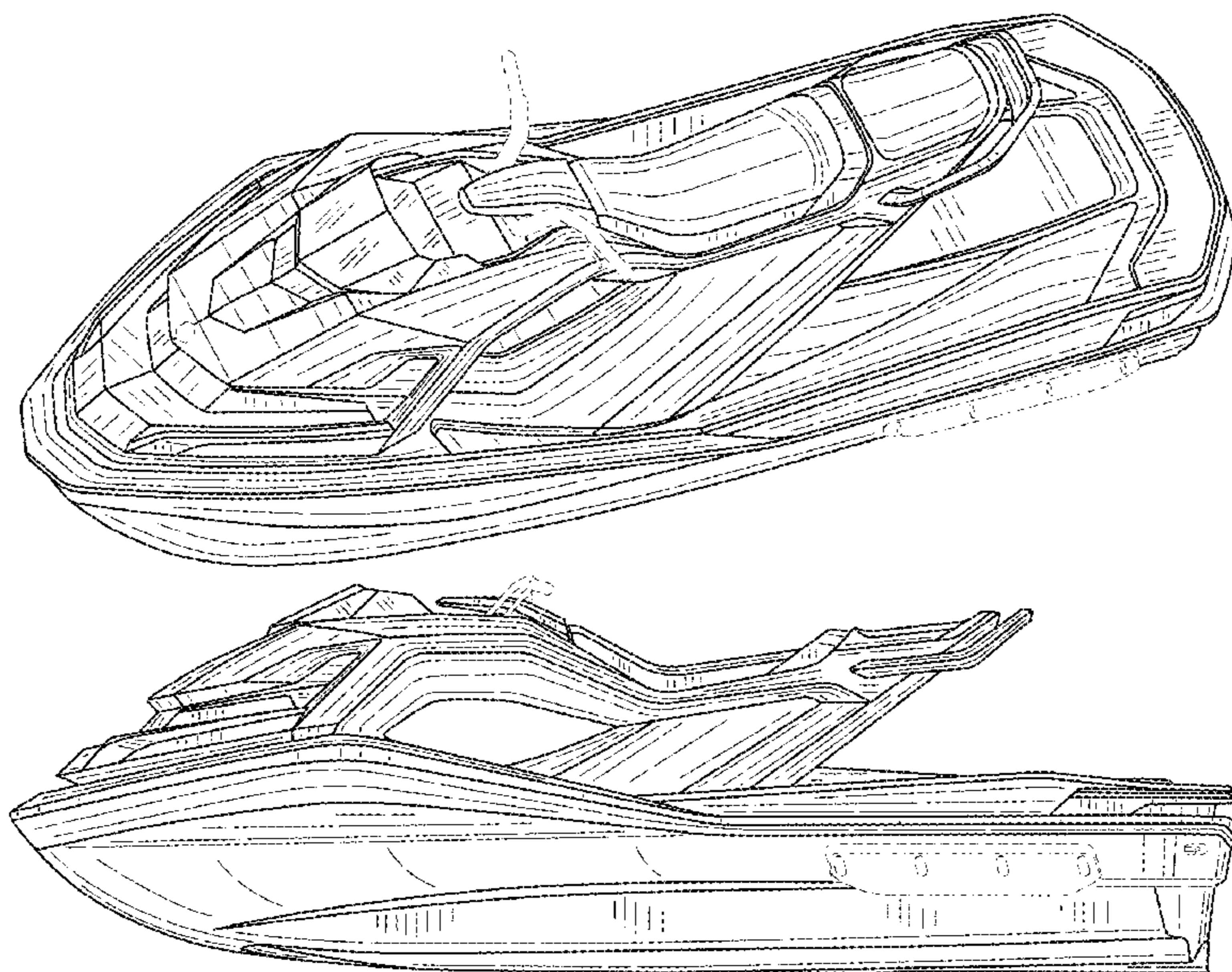
The ornamental design for a personal watercraft, as shown and described.

**DESCRIPTION**

FIG. 1 is a top perspective view of a personal watercraft; FIG. 2 is a front view thereof; FIG. 3 is a rear view thereof; FIG. 4 is a left view thereof; FIG. 5 is a right view thereof; FIG. 6 is a top view thereof; and, FIG. 7 is a bottom view thereof.  
 The broken lines are included for the purpose of illustrating portions of the personal watercraft and form no part of the claimed design.

**1 Claim, 7 Drawing Sheets**

- (56) **References Cited**  
U.S. PATENT DOCUMENTS
- D399,182 S \* 10/1998 Lapointe ..... D12/307
- D464,926 S \* 10/2002 Mizuta ..... D12/307
- D513,225 S \* 12/2005 Omae ..... D12/307
- D569,330 S \* 5/2008 Hattori ..... D12/307
- D569,781 S \* 5/2008 Hattori ..... D12/307
- D608,719 S \* 1/2010 Cote ..... D12/307
- D632,632 S \* 2/2011 Cote ..... D12/307



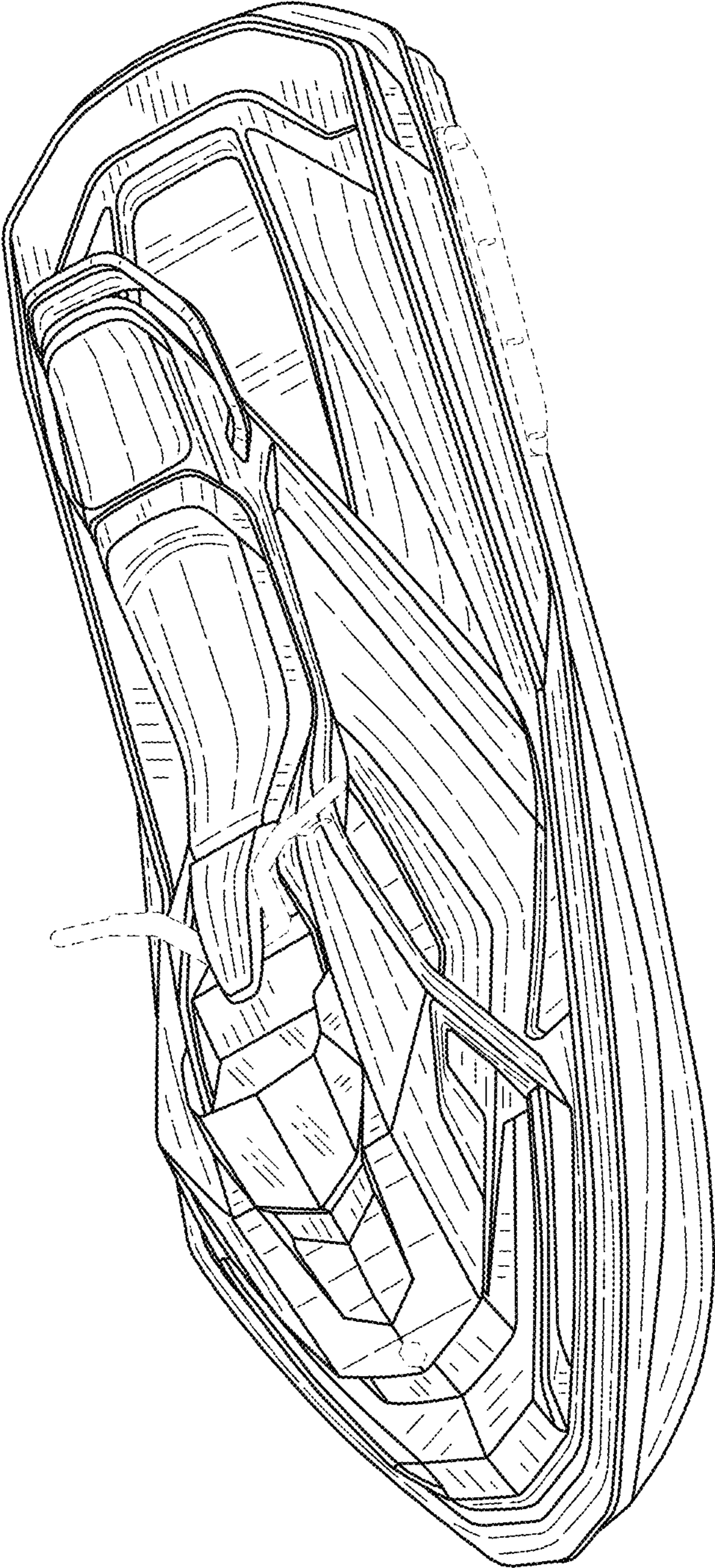


FIG.1

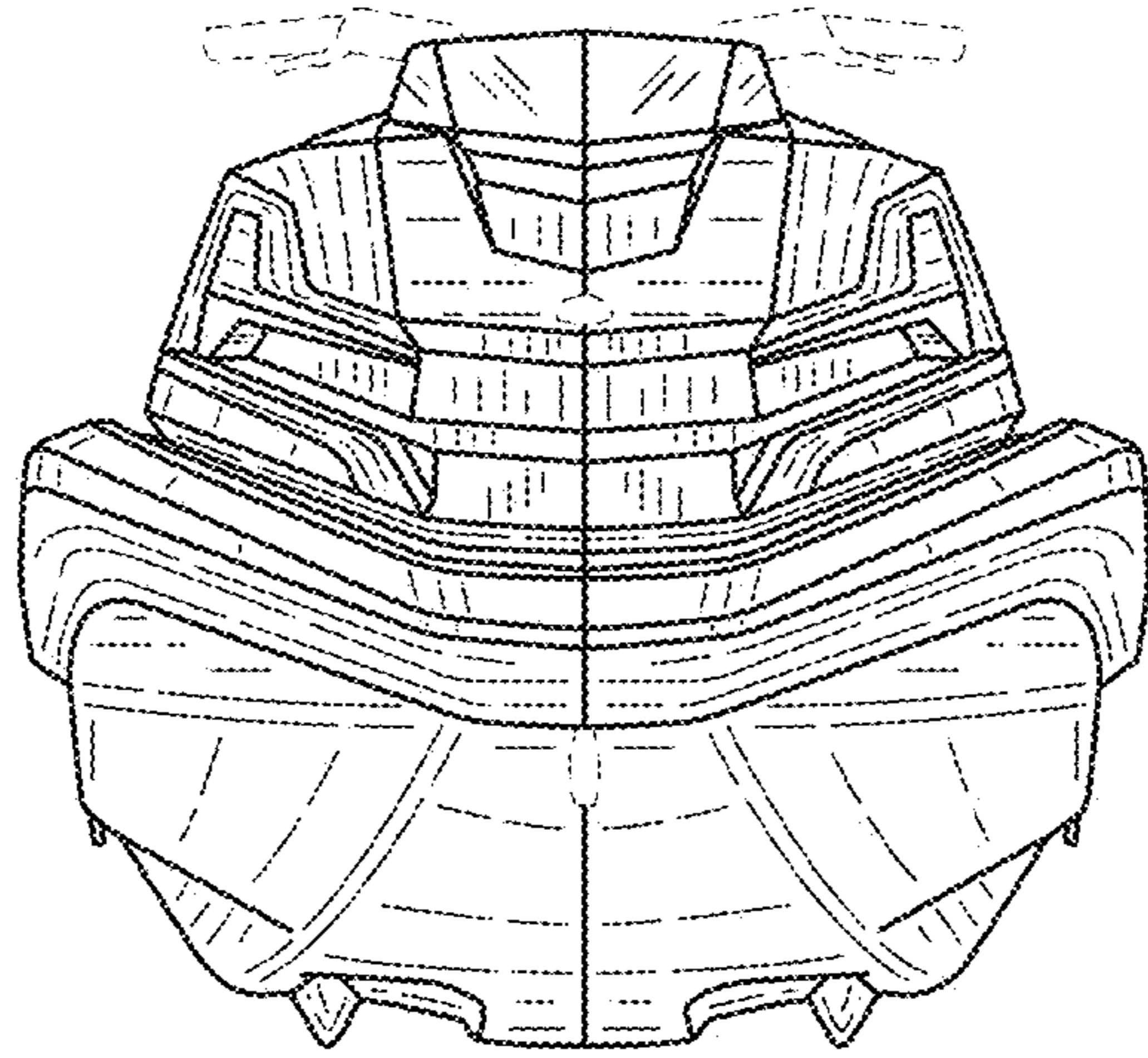


FIG.2

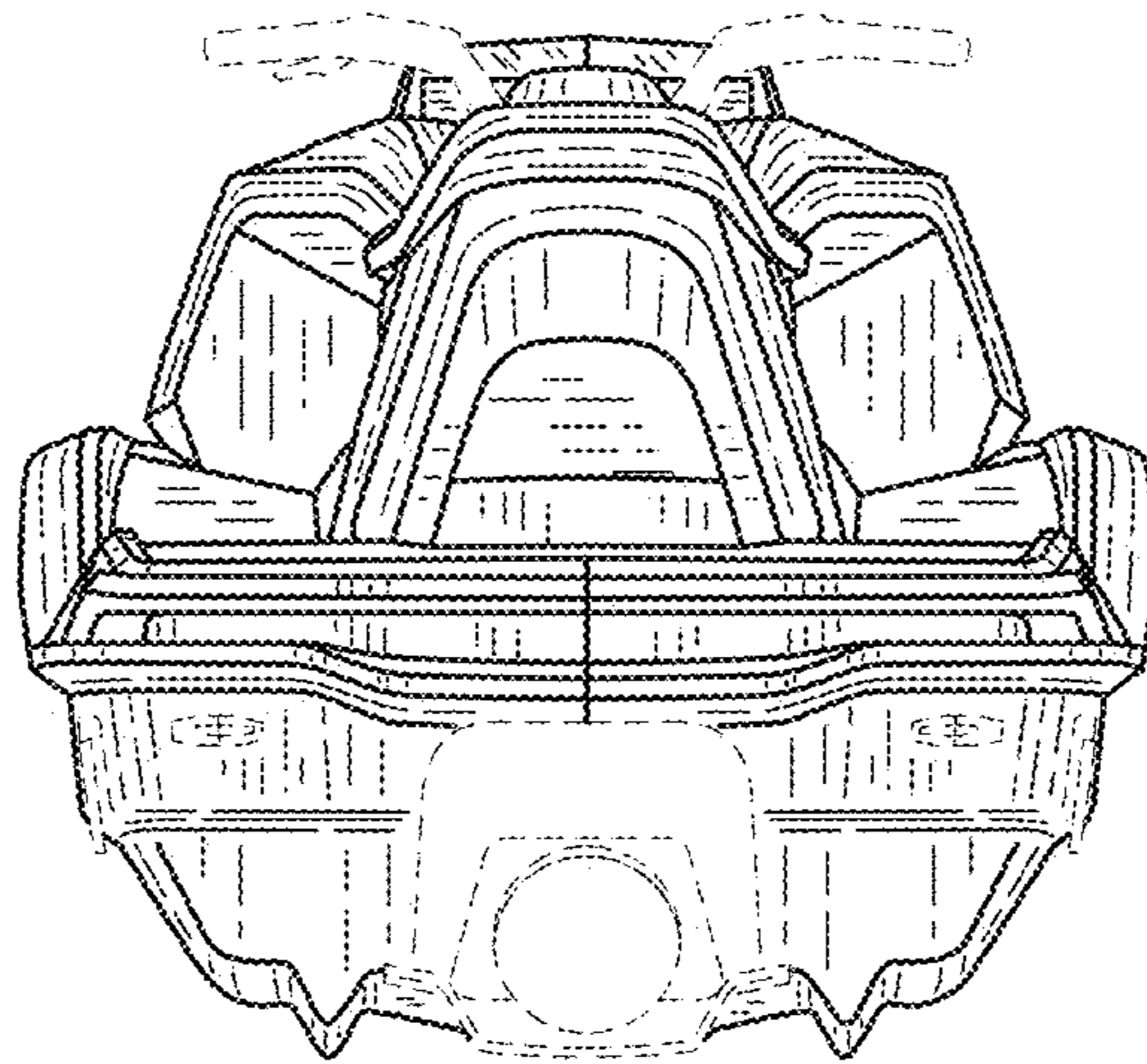


FIG.3

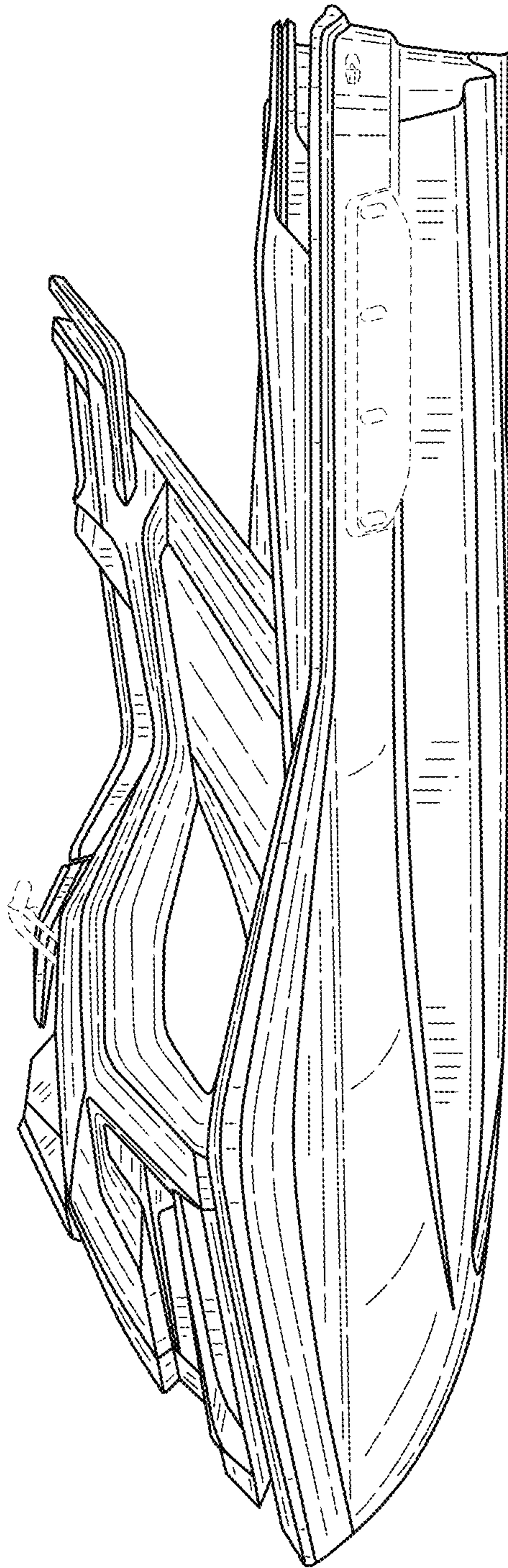


FIG.4

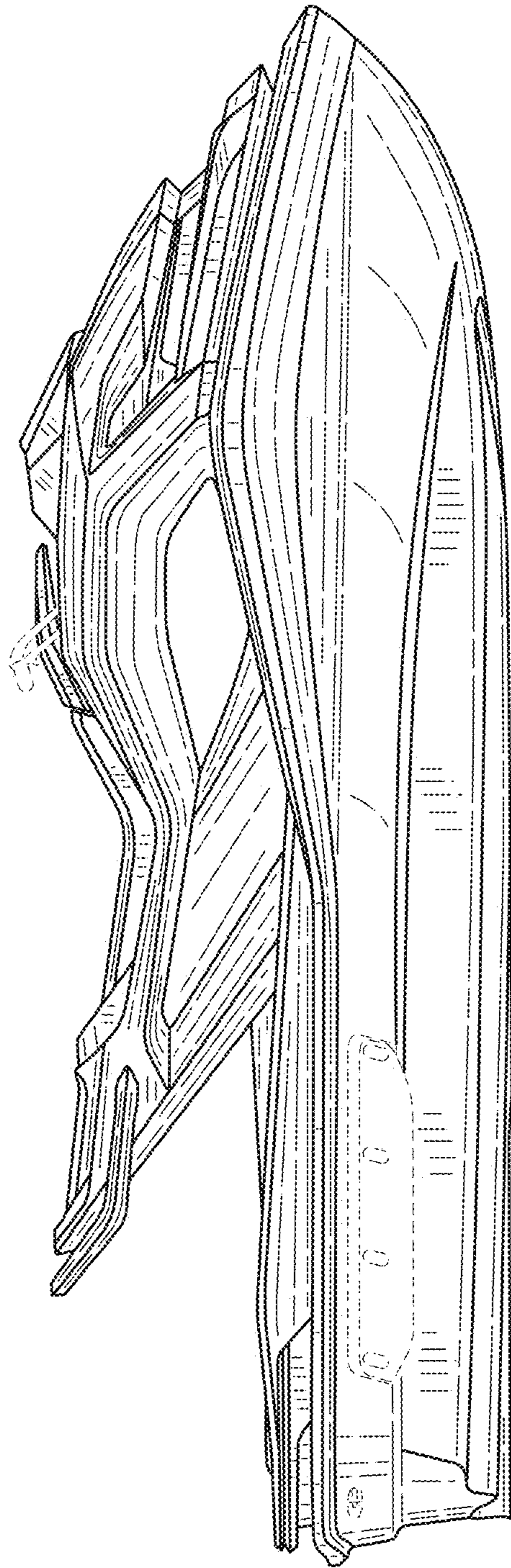


FIG.5

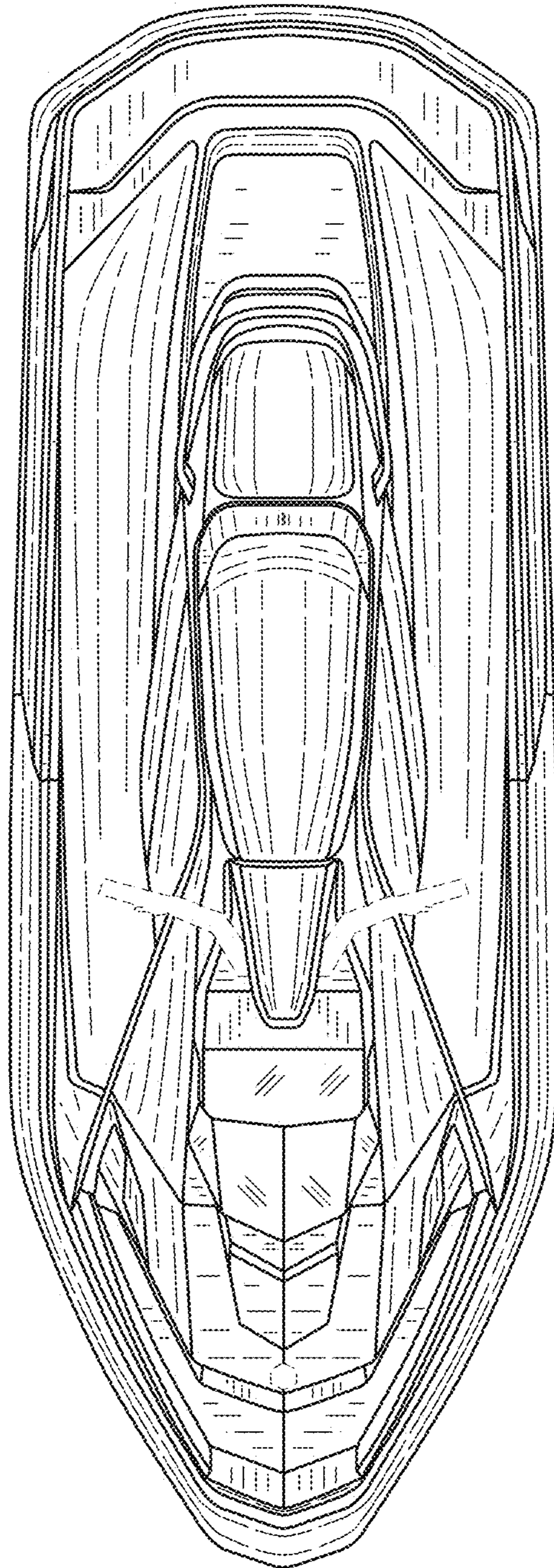


FIG.6

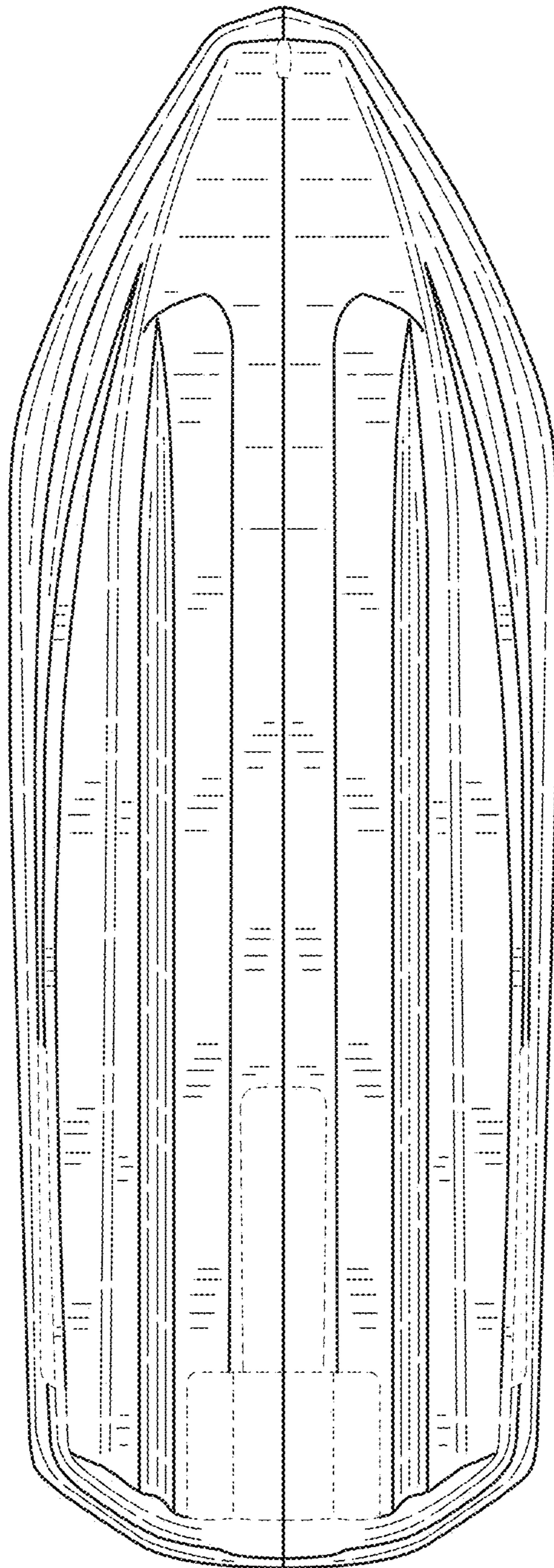


FIG.7